



**MONTHLY REPORT OF DISBURSEMENTS**  
For the month of July 2024


Department: DEPARTMENT OF AGRICULTURE  
 Agency/Entity: OSEC  
 Operating Unit: RFO 1  
 Organization Code: 05-001-03-00001  
 Fund Cluster: 02 - Foreign Assisted Projects Fund


Particulars	Current Year Budget						Prior Year's Accounts Payable					Prior Year's Budget						Current Year's Accounts Payable				Trust Liabilities						Grand Total			Remarks						
	PS	MOOE	FinEx	CO	TOTAL	Sub-Total	PS	MOOE	FinEx	CO	Sub-Total	PS	MOOE	FinEx	CO	Sub-Total	PS	MOOE	FinEx	CO	Sub-Total	PS	MOOE	FinEx	CO	Sub-Total	PS	MOOE	FinEx	CO		Sub-Total					
<b>CASH DISBURSEMENTS</b>																																					
Notice of Cash Allocation (NCA)	-				-	-	-				-				-							-															
MDS Check Issued	-				-	-	-				-				-							-															
Advice to Debit Account	-				-	-	-				-				-							-															
Notice of Transfer Allocations (NTA)	-				-	-	-				-				-							-															
MDS Check Issued	-				-	-	-				-				-							-															
Advice to Debit Account	-				-	-	-				-				-							-															
Working Fund For FAPs	-				-	-	-				-				-							-															
Cash Disbursement Ceiling (CDC)	-				-	-	-				-				-							-															
<b>TOTAL CASH DISBURSEMENTS</b>	-				-	-	-				-				-							-															
<b>NON-CASH DISBURSEMENTS</b>																																					
Tax Refinance Advances Issued (TRA)	-				-	-	-				-				-							-															
Non-Cash Availment Authority (NCAA)	-				-	-	-				-				-							-															
Disbursements effected through outright deductions from claims	-				-	-	-				-				-							-															
deductions from claims	-				-	-	-				-				-							-															
Overpayment of expenses	-				-	-	-				-				-							-															
Restitution for loss of government property	-				-	-	-				-				-							-															
Liquidated damages and similar claims	-				-	-	-				-				-							-															
Others (e.g., TEF, BTR, Docs Stamp, etc.)	-				-	-	-				-				-							-															
Address: Adjustments (e.g., cancelled/stated checks)	-				-	-	-				-				-							-															
<b>Balance of Disbursement Authorities as at date</b>	-				-	-	-				-				-							-															
<b>GRAND TOTAL</b>	-				-	-	-				-				-							-															

NO TRANSACTION

<b>SUMMARY:</b>	<u>Previous Report</u>	<u>This month</u>	<u>As at Date</u>	<u>Previous Report</u>	<u>This month</u>	<u>As at Date</u>
Total Disbursement Authorities Received	-	-	-	-	-	-
NCA	-	-	-	-	-	-
NTA	-	-	-	-	-	-
Working Fund	-	-	-	-	-	-
TRA	-	-	-	-	-	-
CDC	-	-	-	-	-	-
NCAA	-	-	-	-	-	-
Less: Notice of Transfer of Allocations (NTA) issued	-	-	-	-	-	-
Total Disbursement Authorities Available	-	-	-	-	-	-
Less:						
Lapsed NCA	-	-	-	-	-	-
Disbursements	-	-	-	-	-	-
Less: Other Non-Cash Disbursements	-	-	-	-	-	-
Disbursements effected through outright deductions from claims	-	-	-	-	-	-
Overpayment of expenses	-	-	-	-	-	-
Restitution for loss of government property	-	-	-	-	-	-
Liquidated damages and similar claims	-	-	-	-	-	-
Others (e.g., TEF, BTR, Docs Stamp, etc.)	-	-	-	-	-	-
Address: Adjustments (e.g., cancelled/stated checks)	-	-	-	-	-	-
<b>Balance of Disbursement Authorities as at date</b>	-	-	-	-	-	-

**Certified Correct:**

  
**ARNOLD T. EBREO**  
 Chief, Accounting Section

  
**JOHN B. PASCUAL, DVM**  
 OIC-Regional Executive Director



**MONTHLY REPORT OF DISBURSEMENTS**  
For the month of July 2024

Department: DEPARTMENT OF AGRICULTURE  
Agency/Entity: OSEC  
Operating Unit: RFO 1  
Organization Code: 05-001-03-00001  
Fund Cluster: 07 - Trust Receipts

Particulars	Current Year Budget					Prior Year's Accounts Payable					Prior Year's Budget					Current Year's Accounts Payable					Trust Liabilities					Grand Total					Remarks	
	PS	MOOE	FinEx	CO	TOTAL	PS	MOOE	FinEx	CO	Sub-Total	PS	MOOE	FinEx	CO	Sub-Total	TOTAL	SUB-TOTAL	PS	MOOE	CO	TOTAL	PS	MOOE	FinEx	CO	TOTAL						
	7	8	9	10	11	12	13	14	15	16	17	18	19	20	21	22	23	24	25	26	27	28										
<b>CASH DISBURSEMENTS</b>																																
Notice of Cash Allocation (NCA)	-	-	-	-	-	-	-	-	-	-	-	-	-	-	-	-	-	-	-	-	-	-	-	-	-	-	-	-	-	-	-	
MDS Check Issued	-	-	-	-	-	-	-	-	-	-	-	-	-	-	-	-	-	-	-	-	-	-	-	-	-	-	-	-	-	-	-	
Advice to Debit Account	-	-	-	-	-	-	-	-	-	-	-	-	-	-	-	-	-	-	-	-	-	-	-	-	-	-	-	-	-	-	-	
Notice of Transfer Allocations (NTA)	-	-	-	-	-	-	-	-	-	-	-	-	-	-	-	-	-	-	-	-	-	-	-	-	-	-	-	-	-	-	-	
MDS Check Issued	-	-	-	-	-	-	-	-	-	-	-	-	-	-	-	-	-	-	-	-	-	-	-	-	-	-	-	-	-	-	-	
Advice to Debit Account	-	-	-	-	-	-	-	-	-	-	-	-	-	-	-	-	-	-	-	-	-	-	-	-	-	-	-	-	-	-	-	
Working Fund For PAPs	-	-	-	-	-	-	-	-	-	-	-	-	-	-	-	-	-	-	-	-	-	-	-	-	-	-	-	-	-	-	-	
Cash Disbursement Ceiling (CDC)	-	-	-	-	-	-	-	-	-	-	-	-	-	-	-	-	-	-	-	-	-	-	-	-	-	-	-	-	-	-	-	
TOTAL CASH DISBURSEMENTS	-	-	-	-	-	-	-	-	-	-	-	-	-	-	-	-	-	-	-	-	-	-	-	-	-	-	-	-	-	-	-	
<b>NON-CASH DISBURSEMENTS</b>																																
Tax Remittance Advances Issued (TRA)	-	-	-	-	-	-	-	-	-	-	-	-	-	-	-	-	-	-	-	-	-	-	-	-	-	-	-	-	-	-	-	
Non-Cash Availment Authority (NCAA)	-	-	-	-	-	-	-	-	-	-	-	-	-	-	-	-	-	-	-	-	-	-	-	-	-	-	-	-	-	-	-	
Disbursements effected through outright deductions from claims	-	-	-	-	-	-	-	-	-	-	-	-	-	-	-	-	-	-	-	-	-	-	-	-	-	-	-	-	-	-	-	
deductions from claims	-	-	-	-	-	-	-	-	-	-	-	-	-	-	-	-	-	-	-	-	-	-	-	-	-	-	-	-	-	-	-	
Overpayment of expenses	-	-	-	-	-	-	-	-	-	-	-	-	-	-	-	-	-	-	-	-	-	-	-	-	-	-	-	-	-	-	-	
Restitution for loss of government property	-	-	-	-	-	-	-	-	-	-	-	-	-	-	-	-	-	-	-	-	-	-	-	-	-	-	-	-	-	-	-	
Liquidated damages and similar claims	-	-	-	-	-	-	-	-	-	-	-	-	-	-	-	-	-	-	-	-	-	-	-	-	-	-	-	-	-	-	-	
Others (e.g., TEF, BIT, Docs Stamp, etc.)	-	-	-	-	-	-	-	-	-	-	-	-	-	-	-	-	-	-	-	-	-	-	-	-	-	-	-	-	-	-	-	
TOTAL NON-CASH DISBURSEMENTS	-	-	-	-	-	-	-	-	-	-	-	-	-	-	-	-	-	-	-	-	-	-	-	-	-	-	-	-	-	-	-	
<b>GRAND TOTAL</b>	-	-	-	-	-	-	-	-	-	-	-	-	-	-	-	-	-	-	-	-	-	-	-	-	-	-	-	-	-	-	-	

**SUMMARY:**

	Previous Report	This month	As at Date
Total Disbursement Authorities Received	8,034,200.00	-	8,034,200.00
NCA	4,034,200.00	-	4,034,200.00
NTA	4,000,000.00	-	4,000,000.00
Working Fund	-	-	-
TRA	-	-	-
CDC	-	-	-
NCAA	-	-	-
Less: Notices of Transfer of Allocations (NTA) issued	8,034,200.00	-	8,034,200.00
Total Disbursement Authorities Available	-	-	-
Less:			
Lapsed NCA	8,034,200.00	-	8,034,200.00
Disbursements	2,334,014.00	-	2,334,014.00
Less: Other Non-Cash Disbursements	-	-	-
Disbursements effected through outright deductions from claims	-	-	-
Overpayment of expenses	-	-	-
Restitution for loss of government property	-	-	-
Liquidated damages and similar claims	-	-	-
Others (e.g., TEF, BIT, Docs Stamp, etc.)	-	-	-
Additess: Adjustments (e.g., cancelled/declared checks)	-	-	-
Balance of Disbursement Authorities as at date	5,700,186.00	-	5,700,186.00

Certified Correct:

ARNOLD T. EBREO  
Chief, Accounting Section

Approved By:

JOHN B. PASCUAL, DVM  
OIC-Regional Executive Director

A



**MONTHLY REPORT OF DISBURSEMENTS**  
For the month of August 2024

Department: DEPARTMENT OF AGRICULTURE  
Agency/Entity: OSEC  
Operating Unit: RFO 1  
Organization Code: 05-001-03-00001  
Fund Cluster: : 02 - Foreign Assisted Projects Fund

Particulars	Current Year Budget						Prior Year's Budget						Grand Total						Remarks
	Current Year Budget			Prior Year's Budget			Current Year's Accounts Payable			Prior Year's Accounts Payable			Grand Total						
	PS	MOOE	FinEx	PS	MOOE	FinEx	PS	MOOE	FinEx	PS	MOOE	FinEx	PS	MOOE	FinEx				
<b>CASH DISBURSEMENTS</b>																			
Notice of Cash Allocation (NCA)	-	-	-	-	-	-	-	-	-	-	-	-	-	-	-	-	-	-	
MDS Check Issued	-	-	-	-	-	-	-	-	-	-	-	-	-	-	-	-	-	-	
Advice to Debit Account	-	-	-	-	-	-	-	-	-	-	-	-	-	-	-	-	-	-	
Notice of Transfer Allocations (NTA)	-	-	-	-	-	-	-	-	-	-	-	-	-	-	-	-	-	-	
MDS Check Issued	-	-	-	-	-	-	-	-	-	-	-	-	-	-	-	-	-	-	
Advice to Debit Account	-	-	-	-	-	-	-	-	-	-	-	-	-	-	-	-	-	-	
Working Fund For FAPs	-	-	-	-	-	-	-	-	-	-	-	-	-	-	-	-	-	-	
Cash Disbursement Ceiling (CDC)	-	-	-	-	-	-	-	-	-	-	-	-	-	-	-	-	-	-	
<b>TOTAL CASH DISBURSEMENTS</b>	-	-	-	-	-	-	-	-	-	-	-	-	-	-	-	-	-	-	
<b>NON-CASH DISBURSEMENTS</b>																			
Tax Remittance Advices Issued (TRA)	-	-	-	-	-	-	-	-	-	-	-	-	-	-	-	-	-	-	
Non-Cash Availment Authority (NCAA)	-	-	-	-	-	-	-	-	-	-	-	-	-	-	-	-	-	-	
Disbursements effected through outright deductions from claims	-	-	-	-	-	-	-	-	-	-	-	-	-	-	-	-	-	-	
deductions from claims	-	-	-	-	-	-	-	-	-	-	-	-	-	-	-	-	-	-	
Overpayment of expenses	-	-	-	-	-	-	-	-	-	-	-	-	-	-	-	-	-	-	
Restitution for loss of government property	-	-	-	-	-	-	-	-	-	-	-	-	-	-	-	-	-	-	
Liquidated damages and similar claims	-	-	-	-	-	-	-	-	-	-	-	-	-	-	-	-	-	-	
Others (TEF, BT, Documentary Stamp Tax, etc.)	-	-	-	-	-	-	-	-	-	-	-	-	-	-	-	-	-	-	
<b>TOTAL NON-CASH DISBURSEMENTS</b>	-	-	-	-	-	-	-	-	-	-	-	-	-	-	-	-	-	-	
<b>GRAND TOTAL</b>	-	-	-	-	-	-	-	-	-	-	-	-	-	-	-	-	-	-	

SUMMARY:	Current Year Budget			Prior Year's Budget			Grand Total		
	PS	MOOE	FinEx	PS	MOOE	FinEx	PS	MOOE	FinEx
Total Disbursement Authorities Received	-	-	-	-	-	-	-	-	-
NCA	-	-	-	-	-	-	-	-	-
NTA	-	-	-	-	-	-	-	-	-
Working Fund	-	-	-	-	-	-	-	-	-
TRA	-	-	-	-	-	-	-	-	-
CDC	-	-	-	-	-	-	-	-	-
NCAA	-	-	-	-	-	-	-	-	-
Less: Notice of Transfer of Allocations (NTA) issued	-	-	-	-	-	-	-	-	-
Total Disbursement Authorities Available	-	-	-	-	-	-	-	-	-
Less:									
Lapsed NCA	-	-	-	-	-	-	-	-	-
Disbursements	-	-	-	-	-	-	-	-	-
Less: Other Non-Cash Disbursements	-	-	-	-	-	-	-	-	-
Disbursements effected through outright deductions from claims	-	-	-	-	-	-	-	-	-
Overpayment of expenses	-	-	-	-	-	-	-	-	-
Restitution for loss of government property	-	-	-	-	-	-	-	-	-
Liquidated damages and similar claims	-	-	-	-	-	-	-	-	-
Others (e.g., TEF, BT, Docs Stamp, etc.)	-	-	-	-	-	-	-	-	-
Add: Less: Adjustments (e.g., cancelled/stale checks)	-	-	-	-	-	-	-	-	-
Balance of Disbursement Authorities as at date	-	-	-	-	-	-	-	-	-

**NO TRANSACTION**

ARNOLD T. EBRECO  
Chief, Accounting Section

Approved By: \_\_\_\_\_  
JOHN G. PASCUAL, DVM  
OIC, Regional Executive Director



**MONTHLY REPORT OF DISBURSEMENTS**  
For the month of August 2024

Department: DEPARTMENT OF AGRICULTURE  
Agency/Entity: OSEC  
Operating Unit: RFO 1  
Organization Code: 05-001-03-00001  
Fund Cluster: 07 - Trust Receipts

Particulars	Current Year Budget				Prior Year's Budget				Prior Year's Budget				Current Year's Accounts Payable				Prior Year's Accounts Payable				Trust Liabilities		Grand Total				Remarks
	PS	MOOE	FinEX	CO	TOTAL	PS	MOOE	FinEX	CO	TOTAL	PS	MOOE	FinEX	CO	TOTAL	PS	MOOE	CO	TOTAL	PS	MOOE	FinEX	CO	TOTAL			
<b>CASH DISBURSEMENTS</b>																											
Notice of Cash Allocation (NCA)					-					-					-												
MDS Check Issued					-					-					-												
Addice to Debt Account					-					-					-												
Notice of Transfer Allocations (NTA)					-					-					-												
MDS Check Issued					-					-					-												
Addice to Debt Account					-					-					-												
Working Fund For FAPs					-					-					-												
Cash Disbursement Ceiling (CDC)					-					-					-												
<b>TOTAL CASH DISBURSEMENTS</b>					-					-					-												
<b>NON-CASH DISBURSEMENTS</b>					-					-					-												
Tax Remittance Advice Issued (TRA)					-					-					-												
Non-Cash Availment Authority (NCAA)					-					-					-												
Disbursements effected through outright deductions from claims					-					-					-												
deductions from claims					-					-					-												
Overpayment of expenses					-					-					-												
Restitution for loss of government property					-					-					-												
Liquidated damages and similar claims					-					-					-												
Others (e.g., TEF, BIT, Docs Stamp, etc.)					-					-					-												
Others (TEF, BIT, Documentary Stamp Tax, etc.)					-					-					-												
<b>TOTAL NON-CASH DISBURSEMENTS</b>					-					-					-												
<b>GRAND TOTAL</b>					-					-					-												

	Previous Report	This month	As at Date	Total Disbursements Program	Less: Actual Disbursements	(Over)/Under spending	Previous Report	This month	As at Date	Grand Total																
										PS	MOOE	FinEX	CO													
<b>Summary:</b>																										
<b>Total Disbursement Authorities Received</b>	8,034,200.00	-	8,034,200.00	8,034,200.00	-	-	8,034,200.00	-	8,034,200.00	-	-	-	-	-	-	-	-	-	-	-	-	-	-	-	-	-
NCA	4,034,200.00	-	4,034,200.00	4,034,200.00	-	-	4,034,200.00	-	4,034,200.00	-	-	-	-	-	-	-	-	-	-	-	-	-	-	-	-	-
NTA	4,000,000.00	-	4,000,000.00	4,000,000.00	-	-	4,000,000.00	-	4,000,000.00	-	-	-	-	-	-	-	-	-	-	-	-	-	-	-	-	-
Working Fund	-	-	-	-	-	-	-	-	-	-	-	-	-	-	-	-	-	-	-	-	-	-	-	-	-	-
TRA	-	-	-	-	-	-	-	-	-	-	-	-	-	-	-	-	-	-	-	-	-	-	-	-	-	-
CDC	-	-	-	-	-	-	-	-	-	-	-	-	-	-	-	-	-	-	-	-	-	-	-	-	-	-
NCAA	-	-	-	-	-	-	-	-	-	-	-	-	-	-	-	-	-	-	-	-	-	-	-	-	-	-
Less: Notice of Transfer of Allocations (NTA) issued	8,034,200.00	-	8,034,200.00	8,034,200.00	-	-	8,034,200.00	-	8,034,200.00	-	-	-	-	-	-	-	-	-	-	-	-	-	-	-	-	-
Total Disbursement Authorities Available	-	-	-	-	-	-	-	-	-	-	-	-	-	-	-	-	-	-	-	-	-	-	-	-	-	-
Less:																										
Lapsed NCA	2,344,224.82	27,564.21	2,371,789.03	2,344,224.82	27,564.21	2,371,789.03	2,344,224.82	27,564.21	2,371,789.03	27,564.21	27,564.21	27,564.21	27,564.21	27,564.21	27,564.21	27,564.21	27,564.21	27,564.21	27,564.21	27,564.21	27,564.21	27,564.21	27,564.21	27,564.21	27,564.21	
Disbursements	-	-	-	-	-	-	-	-	-	-	-	-	-	-	-	-	-	-	-	-	-	-	-	-	-	-
Less: Other Non-Cash Disbursements	-	-	-	-	-	-	-	-	-	-	-	-	-	-	-	-	-	-	-	-	-	-	-	-	-	-
Disbursements effected through outright deductions from claims	-	-	-	-	-	-	-	-	-	-	-	-	-	-	-	-	-	-	-	-	-	-	-	-	-	-
Overpayment of expenses	-	-	-	-	-	-	-	-	-	-	-	-	-	-	-	-	-	-	-	-	-	-	-	-	-	-
Restitution for loss of government property	-	-	-	-	-	-	-	-	-	-	-	-	-	-	-	-	-	-	-	-	-	-	-	-	-	-
Liquidated damages and similar claims	-	-	-	-	-	-	-	-	-	-	-	-	-	-	-	-	-	-	-	-	-	-	-	-	-	-
Others (e.g., TEF, BIT, Docs Stamp, etc.)	-	-	-	-	-	-	-	-	-	-	-	-	-	-	-	-	-	-	-	-	-	-	-	-	-	-
Others (e.g., TEF, BIT, Docs Stamp, etc.)	-	-	-	-	-	-	-	-	-	-	-	-	-	-	-	-	-	-	-	-	-	-	-	-	-	-
Addice: Adjustments (e.g., cancelled checks)	-	-	-	-	-	-	-	-	-	-	-	-	-	-	-	-	-	-	-	-	-	-	-	-	-	-
Balance of Disbursement Authorities as at date	5,689,975.18	(27,564.21)	5,662,410.97	5,689,975.18	(27,564.21)	5,662,410.97	5,689,975.18	(27,564.21)	5,662,410.97	(27,564.21)	(27,564.21)	(27,564.21)	(27,564.21)	(27,564.21)	(27,564.21)	(27,564.21)	(27,564.21)	(27,564.21)	(27,564.21)	(27,564.21)	(27,564.21)	(27,564.21)	(27,564.21)	(27,564.21)	(27,564.21)	
<b>Certified Correct:</b>																										

ARNOLD T. EBREO  
Chief, Accounting Section

JOHN B. PASCUAL, DVM  
OIC-Regional Executive Director

Approved By: \_\_\_\_\_




**MONTHLY REPORT OF DISBURSEMENTS  
For the month of September 2024**


Department: DEPARTMENT OF AGRICULTURE  
 Agency/Entity: OSEC  
 Operating Unit: RFO 1  
 Organization Code: 05-001-03-00001  
 Fund Cluster: 01 - Regular Agency Fund

Particulars	Current Year Budget						Prior Year's Budget						Grand Total						
	PS	MOOE	FINEX	CO	TOTAL		PS	MOOE	FINEX	CO	TOTAL		PS	MOOE	FINEX	CO	TOTAL	Remarks	
<b>CASH DISBURSEMENTS</b>																			
Notice of Cash Allocation (NCA)	15,585,708.88	719,108,948.30	-	41,201,985.20	775,896,244.18	-	2,501,981.45	-	-	2,813,614.08	5,315,575.53	-	18,850,327.74	-	-	1,414,287.65	21,264,615.39	26,580,190.92	802,476,435.10
MDS Check Issued	7,150,258.90	373,024,141.05	-	25,216,320.17	405,380,688.12	-	1,323,153.00	-	-	1,763,728.20	3,086,873.20	-	14,463.75	-	-	1,414,287.65	14,463.75	3,101,338.95	408,492,035.07
Advice to Debit Account	8,435,472.78	346,084,408.25	-	15,985,685.03	370,505,546.06	-	1,178,808.45	-	-	1,049,883.88	2,228,702.33	-	19,835,863.99	-	-	21,250,151.64	23,478,853.97	383,984,400.03	8,435,472.78
Notice of Transfer Allocations (NTA)	-	535,000.00	-	-	535,000.00	-	-	-	-	-	-	-	-	-	-	-	-	-	535,000.00
MDS Check Issued	-	535,000.00	-	-	535,000.00	-	-	-	-	-	-	-	-	-	-	-	-	-	535,000.00
Advice to Debit Account	-	535,000.00	-	-	535,000.00	-	-	-	-	-	-	-	-	-	-	-	-	-	535,000.00
Working Fund For FAPs	-	-	-	-	-	-	-	-	-	-	-	-	-	-	-	-	-	-	-
Cash Disbursement Calling (ODD)	-	-	-	-	-	-	-	-	-	-	-	-	-	-	-	-	-	-	-
<b>NON-CASH DISBURSEMENTS</b>																			
Tax Rebate/Advance Issued (TRA)	1,079,258.39	4,814,857.37	-	2,355,270.88	776,431,244.18	-	2,501,981.45	-	-	2,813,614.08	5,315,575.53	-	18,850,327.74	-	-	1,414,287.65	21,264,615.39	26,580,190.92	803,011,435.10
Non-Cash Settlement Authority (NCSA)	1,079,258.39	4,814,857.37	-	2,355,270.88	776,431,244.18	-	2,501,981.45	-	-	2,813,614.08	5,315,575.53	-	18,850,327.74	-	-	1,414,287.65	21,264,615.39	26,580,190.92	803,011,435.10
Disbursements effected through outright deductions from claims	-	159,253.26	-	22,224.00	181,477.26	-	-	-	-	163,142.99	163,142.99	-	-	-	-	13,843.67	13,843.67	176,986.66	358,463.92
Overpayment of expenses	-	159,253.26	-	22,224.00	181,477.26	-	-	-	-	163,142.99	163,142.99	-	-	-	-	13,843.67	13,843.67	176,986.66	358,463.92
Restitution for loss of government property	-	159,253.26	-	22,224.00	181,477.26	-	-	-	-	163,142.99	163,142.99	-	-	-	-	13,843.67	13,843.67	176,986.66	358,463.92
Liquidated damages and similar claims	-	159,253.26	-	22,224.00	181,477.26	-	-	-	-	163,142.99	163,142.99	-	-	-	-	13,843.67	13,843.67	176,986.66	358,463.92
Others (TEF, BIT, Documentary Stamp Tax, etc.)	-	159,253.26	-	22,224.00	181,477.26	-	-	-	-	163,142.99	163,142.99	-	-	-	-	13,843.67	13,843.67	176,986.66	358,463.92
<b>TOTAL NON-CASH DISBURSEMENTS</b>	<b>1,079,258.39</b>	<b>4,814,857.37</b>	<b>-</b>	<b>2,355,270.88</b>	<b>776,431,244.18</b>	<b>-</b>	<b>2,501,981.45</b>	<b>-</b>	<b>-</b>	<b>2,813,614.08</b>	<b>5,315,575.53</b>	<b>-</b>	<b>18,850,327.74</b>	<b>-</b>	<b>-</b>	<b>1,414,287.65</b>	<b>21,264,615.39</b>	<b>26,580,190.92</b>	<b>803,011,435.10</b>
<b>GRAND TOTAL</b>	<b>16,664,969.07</b>	<b>724,439,206.67</b>	<b>-</b>	<b>43,557,256.08</b>	<b>794,680,431.82</b>	<b>-</b>	<b>2,548,453.80</b>	<b>-</b>	<b>-</b>	<b>3,167,287.21</b>	<b>5,715,751.01</b>	<b>-</b>	<b>19,980,475.24</b>	<b>-</b>	<b>-</b>	<b>1,540,541.18</b>	<b>21,531,016.42</b>	<b>27,246,767.43</b>	<b>811,927,189.25</b>

<b>SUMMARY:</b>	<b>Previous Report</b>	<b>This month</b>	<b>As at Date</b>
Total Disbursement Authorities Received	2,723,843,566.83	433,844,300.23	3,157,687,867.06
NCA	2,687,718,639.00	425,287,000.00	3,112,505,639.00
NTA	535,000.00	-	535,000.00
Working Fund	-	-	-
TRA	36,099,927.83	8,557,300.23	44,647,228.06
CDC	-	-	-
NCSA	-	-	-
Less: Notice of Transfer of Allocations (NTA) issued	-	-	-
Total Disbursement Authorities Available	2,723,843,566.83	433,844,300.23	3,157,687,867.06
Less:			
Lapsed NCA	-	-	-
Disbursements	2,350,116,150.61	811,927,189.25	3,162,043,340.86
Less: Other Non-Cash Disbursements	-	-	-
Disbursements effected through outright deductions from claims	-	-	-
Overpayment of expense	-	-	-
Restitution for loss of government property	-	-	-
Liquidated damages and similar claims	-	-	-
Others (e.g., TEF, BIT, Docs Stamp, etc.)	-	-	-
Address: Adjustments (e.g., cancelled checks)	-	-	-
Balance of Disbursement Authorities as at date	373,727,416.22	(377,724,435.10)	(0.00)

**Certified Correct:**  
  
 ARNOLD T. EBREO  
 Chief, Accounting Section

**Approved By:**  
  
 JOHN B. PASCUAL, DVM  
 OIC-Regional Executive Director

**MONTHLY REPORT OF DISBURSEMENTS**  
For the month of September 2024

**Department:** DEPARTMENT OF AGRICULTURE  
**Agency/Entity:** OSEC  
**Operating Unit:** RFO 1  
**Organization Code:** 05-001-03-00001  
**Fund Cluster :** 02 - Foreign Assisted Projects Fund

Particulars	Current Year Budget				Prior Year's Accounts Payable				Prior Year's Budget				Current Year's Accounts Payable				Grand Total				Remarks																		
	PS		MOOE		FinEx		CO		TOTAL		PS		MOOE		FinEx		CO		TOTAL			SUB-TOTAL		PS		MOOE		FinEx		CO		TOTAL							
	1	2	3	4	5	6	7	8	9	10	11	12	13	14	15	16	17	18	19	20		21	22	23	24	25	26	27	28	29									
<b>CASH DISBURSEMENTS</b>																																							
Notice of Cash Allocation (NCA)	-																																						
MDS Check issued	-																																						
Advice to Debit Account	-																																						
Notice of Transfer Allocations (NTA)	-																																						
MDS Check issued	-																																						
Advice to Debit Account	-																																						
Working Fund For FAPs	-																																						
Cash Disbursement Ceiling (CDC)	-																																						
<b>TOTAL CASH DISBURSEMENTS</b>	-																																						
<b>NON-CASH DISBURSEMENTS</b>																																							
Tax Remittance Advices issued (TRA)																																							
Non-Cash Availment Authority (NCAA)																																							
Disbursements effected through outright																																							
deductions from claims																																							
Overpayment of expenses																																							
Restitution for loss of government property																																							
Liquidated damages and similar claims																																							
Others (TEF, BTR, Documentary Stamp Tax, etc.)																																							
<b>TOTAL NON-CASH DISBURSEMENTS</b>																																							
<b>GRAND TOTAL</b>																																							
<b>SUMMARY:</b>																																							
<b>Total Disbursement Authorities Received</b>	<u>Previous Report</u>										<u>This month</u>										<u>As at Date</u>																		
NCA	5,401,600.00										-										5,401,600.00																		
NTA	5,401,600.00										-										5,401,600.00																		
Working Fund	-										-										-																		
TRA	-										-										-																		
CDC	-										-										-																		
NCAA	-										-										-																		
<b>Less: Notice of Transfer of Allocations (NTA) issued</b>	5,401,600.00										-										5,401,600.00																		
<b>Total Disbursement Authorities Available</b>	-										-										-																		
<b>Less:</b>	-										-										-																		
Lapsed NCA	-										-										-																		
Disbursements	-										-										-																		
Less: Other Non-Cash Disbursements	-										-										-																		
Disbursements effected through outright deductions from claims	-										-										-																		
Overpayment of expenses	-										-										-																		
Restitution for loss of government property	-										-										-																		
Liquidated damages and similar claims	-										-										-																		
Others (e.g., TEF, BTR, Docs Stamp, etc.)	-										-										-																		
<b>Address: Adjustments (e.g., cancelled/stated checks)</b>	-										-										-																		
<b>Balance of Disbursement Authorities as at date</b>	5,401,600.00										-										5,401,600.00																		
<b>Certified Correct:</b>																																							
										<p align="center"><u>ARNOLD T. EBREO</u> Chief, Accounting Section</p>																													
										<p align="center"><u>JOHNB. PASCUAL, DVM</u> OIC-Regional Executive Director</p>																													
										<p align="center">Total Disbursements Program      5,401,600.00</p> <p align="center">Less: Actual Disbursements      -</p> <p align="center">(Over)/Under spending      5,401,600.00</p>																													
										<u>Previous Report</u>										<u>This month</u>										<u>As at Date</u>									
										5,401,600.00										-										5,401,600.00									
										-										-										-									
										5,401,600.00										-										5,401,600.00									



