

MONTHLY REPORT OF DISBURSEMENTS
For the month of January 2022


Department: DEPARTMENT OF AGRICULTURE
Agency/Entity: OSEC
Operating Unit: RFO 1
Organization Code: 05-001-03-00001
Fund Cluster: 01 - Regular Agency Fund

| Particulars | Current Year Budget | | | | | Prior Year's Budget | | | | | | | | | | | Trust Liabilities | | | | Grand Total | | | | | Remarks | | |
|--|---------------------|---------------------|----------|----------|---------------------|-------------------------------|---------------------|----------|-------------------|---------------------------------|----------|----------|----------|----------|-----------|---------------------|----------------------|----------|----------|----------|-------------|----------|----------|---------------------|---------------------|----------|-------------------|----------------------|
| | PS | MOOE | FinEx | CO | TOTAL | Prior Years' Accounts Payable | | | | Current Year's Accounts Payable | | | | TOTAL | SUB-TOTAL | PS | MOOE | CO | TOTAL | PS | MOOE | FinEx | CO | TOTAL | | | | |
| | | | | | | PS | MOOE | FinEx | CO | Sub-Total | PS | MOOE | FinEx | | | | | | | | | | | | CO | | Sub-Total | |
| 1 | 2 | 3 | 4 | 5 | 6 | 7 | 8 | 9 | 10 | 11 | 12 | 13 | 14 | 15 | 16 | 17 | 18 | 19 | 20 | 21 | 22 | 23 | 24 | 25 | 26 | 27 | 28 | |
| CASH DISBURSEMENTS | | | | | | | | | | | | | | | | | | | | | | | | | | | | |
| Notice of Cash Allocation (NCA) | 5,662,653.10 | 1,224,610.82 | - | - | 6,887,263.92 | 304,718.07 | 3,983,405.69 | - | 240,265.00 | 4,528,388.76 | - | - | - | - | - | 4,528,388.76 | 11,415,652.68 | - | - | - | - | - | - | 5,967,371.17 | 5,208,016.51 | - | 240,265.00 | 11,415,652.68 |
| MDS Check Issued | 396,545.71 | 1,045,657.12 | - | - | 1,442,202.83 | - | 760,362.18 | - | - | 760,362.18 | - | - | - | - | - | 760,362.18 | 2,202,765.01 | - | - | - | - | - | - | 396,545.71 | 1,806,219.30 | - | - | 2,202,765.01 |
| Advice to Debit Account | 5,266,107.39 | 178,753.70 | - | - | 5,444,861.09 | 304,718.07 | 3,223,043.51 | - | 240,265.00 | 3,768,026.58 | - | - | - | - | - | 3,768,026.58 | 9,212,887.67 | - | - | - | - | - | - | 5,570,825.46 | 3,401,797.21 | - | 240,265.00 | 9,212,887.67 |
| Notice of Transfer Allocations (NTA) | - | - | - | - | - | - | - | - | - | - | - | - | - | - | - | - | - | - | - | - | - | - | - | - | - | - | - | - |
| MDS Check Issued | - | - | - | - | - | - | - | - | - | - | - | - | - | - | - | - | - | - | - | - | - | - | - | - | - | - | - | - |
| Advice to Debit Account | - | - | - | - | - | - | - | - | - | - | - | - | - | - | - | - | - | - | - | - | - | - | - | - | - | - | - | - |
| Working Fund For FAPs | - | - | - | - | - | - | - | - | - | - | - | - | - | - | - | - | - | - | - | - | - | - | - | - | - | - | - | - |
| Cash Disbursement Ceiling (CDC) | - | - | - | - | - | - | - | - | - | - | - | - | - | - | - | - | - | - | - | - | - | - | - | - | - | - | - | - |
| TOTAL CASH DISBURSEMENTS | 5,662,653.10 | 1,224,610.82 | - | - | 6,887,263.92 | 304,718.07 | 3,983,405.69 | - | 240,265.00 | 4,528,388.76 | - | - | - | - | - | 4,528,388.76 | 11,415,652.68 | - | - | - | - | - | - | 5,967,371.17 | 5,208,016.51 | - | 240,265.00 | 11,415,652.68 |
| NON-CASH DISBURSEMENTS | | | | | | | | | | | | | | | | | | | | | | | | | | | | |
| Tax Remittance Advices Issued (TRA) | - | - | - | - | - | - | - | - | - | - | - | - | - | - | - | - | - | - | - | - | - | - | - | - | - | - | - | - |
| Non-Cash Availment Authority (NCAA) | - | - | - | - | - | - | - | - | - | - | - | - | - | - | - | - | - | - | - | - | - | - | - | - | - | - | - | - |
| Disbursements effected through outright deductions from claims | - | - | - | - | - | - | - | - | - | - | - | - | - | - | - | - | - | - | - | - | - | - | - | - | - | - | - | - |
| Overpayment of expenses | - | - | - | - | - | - | - | - | - | - | - | - | - | - | - | - | - | - | - | - | - | - | - | - | - | - | - | - |
| Restitution for loss of government property | - | - | - | - | - | - | - | - | - | - | - | - | - | - | - | - | - | - | - | - | - | - | - | - | - | - | - | - |
| Liquidated damages and similar claims | - | - | - | - | - | - | - | - | - | - | - | - | - | - | - | - | - | - | - | - | - | - | - | - | - | - | - | - |
| Others (TEF, BTr Documentary Stamp Tax, etc.) | - | - | - | - | - | - | - | - | - | - | - | - | - | - | - | - | - | - | - | - | - | - | - | - | - | - | - | - |
| TOTAL NON-CASH DISBURSEMENTS | - | - | - | - | - | - | - | - | - | - | - | - | - | - | - | - | - | - | - | - | - | - | - | - | - | - | - | - |
| GRAND TOTAL | 5,662,653.10 | 1,224,610.82 | - | - | 6,887,263.92 | 304,718.07 | 3,983,405.69 | - | 240,265.00 | 4,528,388.76 | - | - | - | - | - | 4,528,388.76 | 11,415,652.68 | - | - | - | - | - | - | 5,967,371.17 | 5,208,016.51 | - | 240,265.00 | 11,415,652.68 |

| SUMMARY: | Previous Report | This month | As at Date |
|--|-----------------|---------------|---------------|
| Total Disbursement Authorities Received | - | 14,522,000.00 | 14,522,000.00 |
| NCA | - | 14,522,000.00 | 14,522,000.00 |
| NTA | - | - | - |
| Working Fund | - | - | - |
| TRA | - | - | - |
| CDC | - | - | - |
| NCAA | - | - | - |
| Less: Notice of Transfer of Allocations (NTA) issued | - | - | - |
| Total Disbursement Authorities Available | - | 14,522,000.00 | 14,522,000.00 |
| Less: | | | |
| Lapsed NCA Disbursements | - | 11,415,652.68 | 11,415,652.68 |
| Less: Other Non-Cash Disbursements | | | |
| Disbursements effected through outright deductions from claims | | | |
| Overpayment of expenses | | | |
| Restitution for loss of government property | | | |
| Liquidated damages and similar claims | | | |
| Others (e.g., TEF, BTr Docs Stamp, etc.) | | | |
| Add/Less: Adjustments (e.g., cancelled/staled checks) | | | |
| Balance of Disbursement Authorities as at date | | 3,106,347.32 | 3,106,347.32 |

| | Previous Report | This month | As at Date |
|-----------------------------|-----------------|---------------|---------------|
| Total Disbursements Program | - | 14,522,000.00 | 14,522,000.00 |
| Less: Actual Disbursements | - | 11,415,652.68 | 11,415,652.68 |
| (Over)/Under spending | - | 3,106,347.32 | 3,106,347.32 |

Certified Correct:


ARNOLD T. EBREO
Chief, Accounting Section

Approved By:


NESTOR D. DOMENDEN, CESO IV
Executive Director III/OIC, Regional Executive Director

MONTHLY REPORT OF DISBURSEMENTS
For the month of January 2022

Department: DEPARTMENT OF AGRICULTURE
Agency/Entity: OSEC
Operating Unit: RFO 1
Organization Code: 05-001-03-00001
Fund Cluster: : 02 - Foreign Assisted Projects Fund


| Particulars | Current Year Budget | | | | | Prior Year's Budget | | | | | | | | | | | SUB-TOTAL | Trust Liabilities | | | | Grand Total | | | | | Remarks | |
|--|---------------------|------|-------|----|-------|-------------------------------|------|-------|----|-----------|---------------------------------|------|-------|----|-----------|-------|-----------|-------------------|------|----|-------|-------------|------|-------|----|-------|---------|---|
| | PS | MOOE | FinEx | CO | TOTAL | Prior Years' Accounts Payable | | | | | Current Year's Accounts Payable | | | | | TOTAL | | PS | MOOE | CO | TOTAL | PS | MOOE | FinEx | CO | TOTAL | | |
| | | | | | | PS | MOOE | FinEx | CO | Sub-Total | PS | MOOE | FinEx | CO | Sub-Total | | | | | | | | | | | | | |
| 1 | 2 | 3 | 4 | 5 | 6 | 7 | 8 | 9 | 10 | 11 | 12 | 13 | 14 | 15 | 16 | 17 | 18 | 19 | 20 | 21 | 22 | 23 | 24 | 25 | 26 | 27 | 28 | |
| NO TRANSACTION | | | | | | | | | | | | | | | | | | | | | | | | | | | | |
| CASH DISBURSEMENTS | | | | | | | | | | | | | | | | | | | | | | | | | | | | |
| Notice of Cash Allocation (NCA) | . | . | . | . | . | . | . | . | . | . | . | . | . | . | . | . | . | . | . | . | . | . | . | . | . | . | . | . |
| MDS Check issued | . | . | . | . | . | . | . | . | . | . | . | . | . | . | . | . | . | . | . | . | . | . | . | . | . | . | . | . |
| Advice to Debit Account | . | . | . | . | . | . | . | . | . | . | . | . | . | . | . | . | . | . | . | . | . | . | . | . | . | . | . | . |
| Notice of Transfer Allocations (NTA) | . | . | . | . | . | . | . | . | . | . | . | . | . | . | . | . | . | . | . | . | . | . | . | . | . | . | . | . |
| MDS Check issued | . | . | . | . | . | . | . | . | . | . | . | . | . | . | . | . | . | . | . | . | . | . | . | . | . | . | . | . |
| Advice to Debit Account | . | . | . | . | . | . | . | . | . | . | . | . | . | . | . | . | . | . | . | . | . | . | . | . | . | . | . | . |
| Working Fund For FAPs | . | . | . | . | . | . | . | . | . | . | . | . | . | . | . | . | . | . | . | . | . | . | . | . | . | . | . | . |
| Cash Disbursement Calling (CDC) | . | . | . | . | . | . | . | . | . | . | . | . | . | . | . | . | . | . | . | . | . | . | . | . | . | . | . | . |
| TOTAL CASH DISBURSEMENTS | - | - | - | - | - | - | - | - | - | - | - | - | - | - | - | - | - | - | - | - | - | - | - | - | - | - | - | - |
| NON-CASH DISBURSEMENTS | | | | | | | | | | | | | | | | | | | | | | | | | | | | |
| Tax Remittance Advices Issued (TRA) | . | . | . | . | . | . | . | . | . | . | . | . | . | . | . | . | . | . | . | . | . | . | . | . | . | . | . | . |
| Non-Cash Availment Authority (NCAA) | . | . | . | . | . | . | . | . | . | . | . | . | . | . | . | . | . | . | . | . | . | . | . | . | . | . | . | . |
| Disbursements effected through outright deductions from claims | . | . | . | . | . | . | . | . | . | . | . | . | . | . | . | . | . | . | . | . | . | . | . | . | . | . | . | . |
| Overpayment of expenses | . | . | . | . | . | . | . | . | . | . | . | . | . | . | . | . | . | . | . | . | . | . | . | . | . | . | . | . |
| Restitution for loss of government property | . | . | . | . | . | . | . | . | . | . | . | . | . | . | . | . | . | . | . | . | . | . | . | . | . | . | . | . |
| Liquidated damages and similar claims | . | . | . | . | . | . | . | . | . | . | . | . | . | . | . | . | . | . | . | . | . | . | . | . | . | . | . | . |
| Others (TEF, BTr Documentary Stamp Tax, etc.) | . | . | . | . | . | . | . | . | . | . | . | . | . | . | . | . | . | . | . | . | . | . | . | . | . | . | . | . |
| TOTAL NON-CASH DISBURSEMENTS | - | - | - | - | - | - | - | - | - | - | - | - | - | - | - | - | - | - | - | - | - | - | - | - | - | - | - | - |
| GRAND TOTAL | - | - | - | - | - | - | - | - | - | - | - | - | - | - | - | - | - | - | - | - | - | - | - | - | - | - | - | - |


NO TRANSACTION

| SUMMARY: | Previous Report | This month | As at Date |
|---|-----------------|------------|------------|
| Total Disbursement Authorities Received | | | |
| NCA | | | |
| NTA | | | |
| Working Fund | | | |
| TRA | | | |
| CDC | | | |
| NCAA | | | |
| Less: Notice of Transfer of Allocations (NTA) issued | | | |
| Total Disbursement Authorities Available | | | |
| Less: | | | |
| Lapsed NCA Disbursements | | | |
| Less: Other Non-Cash Disbursements | | | |
| Disbursements effected through outright deductions from claim | | | |
| Overpayment of expenses | | | |
| Restitution for loss of government property | | | |
| Liquidated damages and similar claims | | | |
| Others (e.g., TEF, BTr Docs Stamp, etc.) | | | |
| Add/Less: Adjustments (e.g., cancelled/staled checks) | | | |
| Balance of Disbursement Authorities as at date | | | |

| | Previous Report | This month | As at Date |
|------------------------------------|-----------------|------------|------------|
| Total Disbursements Program | | | |
| Less: Actual Disbursements | | | |
| (Over)/Under spending | | | |

Certified Correct:


ARNOLD T. EBREO
Chief, Accounting Section

Approved By: 
NESTOR D. DOMENDEN, CESO IV
Executive Director III/OIC, Regional Executive Director

MONTHLY REPORT OF DISBURSEMENTS
For the month of January 2022


Department: DEPARTMENT OF AGRICULTURE
Agency/Entity: OSEC
Operating Unit: RFO 1
Organization Code: 05-001-03-00001
Fund Cluster: 07 - Trust Receipts

| Particulars | Current Year Budget | | | | | Prior Year's Budget | | | | | | | | | | SUB-TOTAL | Trust Liabilities | | | | Grand Total | | | | | Remarks | |
|--|---------------------|------|-------|----|-------|-------------------------------|------|-------|----|-----------|---------------------------------|------|-------|----|-----------|-----------|-------------------|----|------|----|-------------|----|------|-------|----|---------|-------|
| | PS | MOOE | FinEx | CO | TOTAL | Prior Year's Accounts Payable | | | | | Current Year's Accounts Payable | | | | | | TOTAL | PS | MOOE | CO | TOTAL | PS | MOOE | FinEx | CO | | TOTAL |
| | | | | | | PS | MOOE | FinEx | CO | Sub-Total | PS | MOOE | FinEx | CO | Sub-Total | | | | | | | | | | | | |
| 1 | 2 | 3 | 4 | 5 | 6 | 7 | 8 | 9 | 10 | 11 | 12 | 13 | 14 | 15 | 16 | 17 | 18 | 19 | 20 | 21 | 22 | 23 | 24 | 25 | 26 | 27 | 28 |
| CASH DISBURSEMENTS | | | | | | | | | | | | | | | | | | | | | | | | | | | |
| Notice of Cash Allocation (NCA) | . | . | . | . | . | . | . | . | . | . | . | . | . | . | . | . | . | . | . | . | . | . | . | . | . | . | . |
| MDS Check Issued | . | . | . | . | . | . | . | . | . | . | . | . | . | . | . | . | . | . | . | . | . | . | . | . | . | . | . |
| Advice to Debit Account | . | . | . | . | . | . | . | . | . | . | . | . | . | . | . | . | . | . | . | . | . | . | . | . | . | . | . |
| Notice of Transfer Allocations (NTA) | . | . | . | . | . | . | . | . | . | . | . | . | . | . | . | . | . | . | . | . | . | . | . | . | . | . | . |
| MDS Check Issued | . | . | . | . | . | . | . | . | . | . | . | . | . | . | . | . | . | . | . | . | . | . | . | . | . | . | . |
| Advice to Debit Account | . | . | . | . | . | . | . | . | . | . | . | . | . | . | . | . | . | . | . | . | . | . | . | . | . | . | . |
| Working Fund For FAPs | . | . | . | . | . | . | . | . | . | . | . | . | . | . | . | . | . | . | . | . | . | . | . | . | . | . | . |
| Cash Disbursement Ceiling (CDC) | . | . | . | . | . | . | . | . | . | . | . | . | . | . | . | . | . | . | . | . | . | . | . | . | . | . | . |
| TOTAL CASH DISBURSEMENTS | . | . | . | . | . | . | . | . | . | . | . | . | . | . | . | . | . | . | . | . | . | . | . | . | . | . | . |
| NON-CASH DISBURSEMENTS | | | | | | | | | | | | | | | | | | | | | | | | | | | |
| Tax Remittance Advices Issued (TRA) | . | . | . | . | . | . | . | . | . | . | . | . | . | . | . | . | . | . | . | . | . | . | . | . | . | . | . |
| Non-Cash Availment Authority (NCAA) | . | . | . | . | . | . | . | . | . | . | . | . | . | . | . | . | . | . | . | . | . | . | . | . | . | . | . |
| Disbursements effected through outright deductions from claims | . | . | . | . | . | . | . | . | . | . | . | . | . | . | . | . | . | . | . | . | . | . | . | . | . | . | . |
| Overpayment of expenses | . | . | . | . | . | . | . | . | . | . | . | . | . | . | . | . | . | . | . | . | . | . | . | . | . | . | . |
| Restitution for loss of government property | . | . | . | . | . | . | . | . | . | . | . | . | . | . | . | . | . | . | . | . | . | . | . | . | . | . | . |
| Liquidated damages and similar claims | . | . | . | . | . | . | . | . | . | . | . | . | . | . | . | . | . | . | . | . | . | . | . | . | . | . | . |
| Others (TEF, BTr Documentary Stamp Tax, etc.) | . | . | . | . | . | . | . | . | . | . | . | . | . | . | . | . | . | . | . | . | . | . | . | . | . | . | . |
| TOTAL NON-CASH DISBURSEMENTS | . | . | . | . | . | . | . | . | . | . | . | . | . | . | . | . | . | . | . | . | . | . | . | . | . | . | . |
| GRAND TOTAL | . | . | . | . | . | . | . | . | . | . | . | . | . | . | . | . | . | . | . | . | . | . | . | . | . | . | . |


NO TRANSACTION

| SUMMARY: | Previous Report | This month | As at Date | Previous Report | This month | As at Date |
|---|-----------------|------------|------------|------------------------------------|------------|------------|
| Total Disbursement Authorities Received | | | | Total Disbursements Program | | |
| NCA | | | | Less: Actual Disbursements | | |
| NTA | | | | (Over)/Under spending | | |
| Working Fund | | | | | | |
| TRA | | | | | | |
| CDC | | | | | | |
| NCAA | | | | | | |
| Less: Notice of Transfer of Allocations (NTA) issued | | | | | | |
| Total Disbursement Authorities Available | | | | | | |
| Less: | | | | | | |
| Lapsed NCA Disbursements | | | | | | |
| Less: Other Non-Cash Disbursements | | | | | | |
| Disbursements effected through outright deductions from claim | | | | | | |
| Overpayment of expenses | | | | | | |
| Restitution for loss of government property | | | | | | |
| Liquidated damages and similar claims | | | | | | |
| Others (e.g., TEF, BTr Docs Stamp, etc.) | | | | | | |
| Add/Less: Adjustments (e.g., cancelled/staled checks) | | | | | | |
| Balance of Disbursement Authorities as at date | | | | | | |

Certified Correct:


ARNOLD T. EBREO
Chief, Accounting Section

Approved By:


NESTOR D. DOMENDEN, CESO IV
Executive Director III/OIC, Regional Executive Director