

**MONTHLY REPORT OF DISBURSEMENTS**  
For the month of February 2022

Department: DEPARTMENT OF AGRICULTURE  
Agency/Entity: OSEC  
Operating Unit: RFO 1  
Organization Code: 05-001-03-00001  
Fund Cluster: 01 - Regular Agency Fund


Particulars	Current Year Budget					Prior Year's Budget											SUB-TOTAL	Trust Liabilities				Grand Total					Remarks
	PS	MOOE	FinEx	CO	TOTAL	Prior Year's Accounts Payable					Current Year's Accounts Payable							PS	MOOE	CO	TOTAL	PS	MOOE	FinEx	CO	TOTAL	
						PS	MOOE	FinEx	CO	Sub-Total	PS	MOOE	FinEx	CO	Sub-Total	TOTAL											
1	2	3	4	5	6	7	8	9	10	11	12	13	14	15	16	17	18	19	20	21	22	23	24	25	26	27	28
<b>CASH DISBURSEMENTS</b>																											
Notice of Cash Allocation (NCA)	13,838,639.18	3,248,006.10	-	-	17,087,645.28	-	2,041,712.20	-	33,550.00	2,075,262.20	-	-	-	-	-	2,075,262.20	19,162,907.48	-	-	-	-	13,838,639.18	5,290,718.30	-	33,550.00	19,162,907.48	
MDS Check Issued	5,667,255.43	1,014,059.99	-	-	6,681,315.42	-	457,067.90	-	-	457,067.90	-	-	-	-	-	457,067.90	7,138,383.32	-	-	-	-	5,667,255.43	1,471,127.89	-	-	7,138,383.32	
Advice to Debit Account	8,171,383.75	2,234,946.11	-	-	10,406,329.86	-	1,584,644.30	-	33,550.00	1,618,194.30	-	-	-	-	-	1,618,194.30	12,024,524.16	-	-	-	-	8,171,383.75	3,819,590.41	-	33,550.00	12,024,524.16	
Notice of Transfer Allocations (NTA)	-	-	-	-	-	-	-	-	-	-	-	-	-	-	-	-	-	-	-	-	-	-	-	-	-	-	
MDS Check Issued	-	-	-	-	-	-	-	-	-	-	-	-	-	-	-	-	-	-	-	-	-	-	-	-	-	-	
Advice to Debit Account	-	-	-	-	-	-	-	-	-	-	-	-	-	-	-	-	-	-	-	-	-	-	-	-	-	-	
Working Fund For FAPs	-	-	-	-	-	-	-	-	-	-	-	-	-	-	-	-	-	-	-	-	-	-	-	-	-	-	
Cash Disbursement Ceiling (CDC)	-	-	-	-	-	-	-	-	-	-	-	-	-	-	-	-	-	-	-	-	-	-	-	-	-	-	
<b>TOTAL CASH DISBURSEMENTS</b>	<b>13,838,639.18</b>	<b>3,248,006.10</b>	<b>-</b>	<b>-</b>	<b>17,087,645.28</b>	<b>-</b>	<b>2,041,712.20</b>	<b>-</b>	<b>33,550.00</b>	<b>2,075,262.20</b>	<b>-</b>	<b>-</b>	<b>-</b>	<b>-</b>	<b>-</b>	<b>2,075,262.20</b>	<b>19,162,907.48</b>	<b>-</b>	<b>-</b>	<b>-</b>	<b>-</b>	<b>13,838,639.18</b>	<b>5,290,718.30</b>	<b>-</b>	<b>33,550.00</b>	<b>19,162,907.48</b>	
<b>NON-CASH DISBURSEMENTS</b>																											
Tax Remittance Advice issued (TRA)	776,370.73	13,090.09	-	-	789,460.82	-	82,198.21	-	-	82,198.21	-	-	-	-	-	82,198.21	871,659.03	-	-	-	-	776,370.73	95,288.30	-	-	871,659.03	
Non-Cash Availment Authority (NCAA)	-	-	-	-	-	-	-	-	-	-	-	-	-	-	-	-	-	-	-	-	-	-	-	-	-	-	
Disbursements effected through outright deductions from claims	-	-	-	-	-	-	-	-	-	-	-	-	-	-	-	-	-	-	-	-	-	-	-	-	-	-	
Overpayment of expenses	-	-	-	-	-	-	-	-	-	-	-	-	-	-	-	-	-	-	-	-	-	-	-	-	-	-	
Restitution for loss of government property	-	-	-	-	-	-	-	-	-	-	-	-	-	-	-	-	-	-	-	-	-	-	-	-	-	-	
Liquidated damages and similar claims	-	-	-	-	-	-	-	-	-	-	-	-	-	-	-	-	-	-	-	-	-	-	-	-	-	-	
Others (TEF, BTr Documentary Stamp Tax, etc.)	-	-	-	-	-	-	-	-	-	-	-	-	-	-	-	-	-	-	-	-	-	-	-	-	-	-	
<b>TOTAL NON-CASH DISBURSEMENTS</b>	<b>776,370.73</b>	<b>13,090.09</b>	<b>-</b>	<b>-</b>	<b>789,460.82</b>	<b>-</b>	<b>82,198.21</b>	<b>-</b>	<b>-</b>	<b>82,198.21</b>	<b>-</b>	<b>-</b>	<b>-</b>	<b>-</b>	<b>-</b>	<b>82,198.21</b>	<b>871,659.03</b>	<b>-</b>	<b>-</b>	<b>-</b>	<b>-</b>	<b>776,370.73</b>	<b>95,288.30</b>	<b>-</b>	<b>-</b>	<b>871,659.03</b>	
<b>GRAND TOTAL</b>	<b>14,615,009.91</b>	<b>3,262,096.19</b>	<b>-</b>	<b>-</b>	<b>17,877,106.10</b>	<b>-</b>	<b>2,123,910.41</b>	<b>-</b>	<b>33,550.00</b>	<b>2,157,460.41</b>	<b>-</b>	<b>-</b>	<b>-</b>	<b>-</b>	<b>-</b>	<b>2,157,460.41</b>	<b>20,034,566.51</b>	<b>-</b>	<b>-</b>	<b>-</b>	<b>-</b>	<b>14,615,009.91</b>	<b>5,386,006.60</b>	<b>-</b>	<b>33,550.00</b>	<b>20,034,566.51</b>	

SUMMARY:	Previous Report	This month	As at Date	Previous Report	This month	As at Date
Total Disbursement Authorities Received	14,522,000.00	16,945,659.03	31,467,659.03	14,522,000.00	16,945,659.03	31,467,659.03
NCA	14,522,000.00	16,074,000.00	30,596,000.00			
NTA						
Working Fund						
TRA		871,659.03	871,659.03			
CDC						
NCAA						
Less: Notice of Transfer of Allocations (NTA) Issued						
Total Disbursement Authorities Available	14,522,000.00	16,945,659.03	31,467,659.03	14,522,000.00	16,945,659.03	31,467,659.03
Less:						
Lapsed NCA Disbursements	11,415,652.68	20,034,566.51	31,450,219.19			
Less: Other Non-Cash Disbursements						
Disbursements effected through outright deductions from claims						
Overpayment of expenses						
Restitution for loss of government property						
Liquidated damages and similar claims						
Others (e.g., TEF, BTr Docs Stamp, etc.)						
Add/Less: Adjustments (e.g., cancelled/staled checks)						
Balance of Disbursement Authorities as at date	3,106,347.32	(3,088,907.48)	17,439.84	3,106,347.32	(3,088,907.48)	17,439.84

Certified Correct:

  
ARNOLD T. EBREO  
Chief, Accounting Section

Approved By:

  
NESTOR D. DOMENDEN, CESO IV  
Executive Director III/OIC, Regional Executive Director

**MONTHLY REPORT OF DISBURSEMENTS**  
For the month of February 2022

Department: DEPARTMENT OF AGRICULTURE  
Agency/Entity: OSEC  
Operating Unit: RFO 1  
Organization Code: 05-001-03-00001  
Fund Cluster: : 02 - Foreign Assisted Projects Fund

Particulars	Current Year Budget					Prior Year's Budget										SUB-TOTAL	Trust Liabilities				Grand Total					Remarks	
	PS	MOOE	FinEx	CO	TOTAL	Prior Years' Accounts Payable					Current Year's Accounts Payable						TOTAL	PS	MOOE	CO	TOTAL	PS	MOOE	FinEx	CO		TOTAL
						PS	MOOE	FinEx	CO	Sub-Total	PS	MOOE	FinEx	CO	Sub-Total												
1	2	3	4	5	6	7	8	9	10	11	12	13	14	15	16	17	18	19	20	21	22	23	24	25	26	27	28
<b>CASH DISBURSEMENTS</b>																											
Notice of Cash Allocation (NCA)	.	.	.	.	.	.	.	.	.	.	.	.	.	.	.	.	.	.	.	.	.	.	.	.	.	.	.
MDS Check Issued	.	.	.	.	.	.	.	.	.	.	.	.	.	.	.	.	.	.	.	.	.	.	.	.	.	.	.
Advice to Debit Account	.	.	.	.	.	.	.	.	.	.	.	.	.	.	.	.	.	.	.	.	.	.	.	.	.	.	.
Notice of Transfer Allocations (NTA)	.	.	.	.	.	.	.	.	.	.	.	.	.	.	.	.	.	.	.	.	.	.	.	.	.	.	.
MDS Check Issued	.	.	.	.	.	.	.	.	.	.	.	.	.	.	.	.	.	.	.	.	.	.	.	.	.	.	.
Advice to Debit Account	.	.	.	.	.	.	.	.	.	.	.	.	.	.	.	.	.	.	.	.	.	.	.	.	.	.	.
Working Fund For FAPs	.	.	.	.	.	.	.	.	.	.	.	.	.	.	.	.	.	.	.	.	.	.	.	.	.	.	.
Cash Disbursement Ceiling (CDC)	.	.	.	.	.	.	.	.	.	.	.	.	.	.	.	.	.	.	.	.	.	.	.	.	.	.	.
<b>TOTAL CASH DISBURSEMENTS</b>	-	-	-	-	-	-	-	-	-	-	-	-	-	-	-	-	-	-	-	-	-	-	-	-	-	-	-
<b>NON-CASH DISBURSEMENTS</b>																											
Tax Remittance Advices Issued (TRA)	.	.	.	.	.	.	.	.	.	.	.	.	.	.	.	.	.	.	.	.	.	.	.	.	.	.	.
Non-Cash Availment Authority (NCAA)	.	.	.	.	.	.	.	.	.	.	.	.	.	.	.	.	.	.	.	.	.	.	.	.	.	.	.
Disbursements effected through outright deductions from claims	.	.	.	.	.	.	.	.	.	.	.	.	.	.	.	.	.	.	.	.	.	.	.	.	.	.	.
Overpayment of expenses	.	.	.	.	.	.	.	.	.	.	.	.	.	.	.	.	.	.	.	.	.	.	.	.	.	.	.
Restitution for loss of government property	.	.	.	.	.	.	.	.	.	.	.	.	.	.	.	.	.	.	.	.	.	.	.	.	.	.	.
Liquidated damages and similar claims	.	.	.	.	.	.	.	.	.	.	.	.	.	.	.	.	.	.	.	.	.	.	.	.	.	.	.
Others (TEF, BTr Documentary Stamp Tax, etc.)	.	.	.	.	.	.	.	.	.	.	.	.	.	.	.	.	.	.	.	.	.	.	.	.	.	.	.
<b>TOTAL NON-CASH DISBURSEMENTS</b>	-	-	-	-	-	-	-	-	-	-	-	-	-	-	-	-	-	-	-	-	-	-	-	-	-	-	-
<b>GRAND TOTAL</b>	-	-	-	-	-	-	-	-	-	-	-	-	-	-	-	-	-	-	-	-	-	-	-	-	-	-	-


**NO TRANSACTION**

SUMMARY:	Previous Report			This month			As at Date			Total Disbursements Program	Previous Report			This month			As at Date										
	PS	MOOE	FinEx	CO	TOTAL	PS	MOOE	FinEx	CO		TOTAL	PS	MOOE	FinEx	CO	TOTAL	PS	MOOE	FinEx	CO	TOTAL						
Total Disbursement Authorities Received																											
NCA																											
NTA																											
Working Fund																											
TRA																											
CDC																											
NCAA																											
Less: Notice of Transfer of Allocations (NTA) Issued																											
Total Disbursement Authorities Available																											
Less:																											
Lapsed NCA Disbursements																											
Less: Other Non-Cash Disbursements																											
Disbursements effected through outright deductions from claim																											
Overpayment of expenses																											
Restitution for loss of government property																											
Liquidated damages and similar claims																											
Others (e.g., TEF, BTr Docs Stamp, etc.)																											
Add/Less: Adjustments (e.g., cancelled/staled checks)																											
Balance of Disbursement Authorities as at date																											

Certified Correct:

  
ARNOLD T. EBREO  
Chief, Accounting Section

Approved By:

  
NESTOR D. DOMENDEN, CESO IV  
Executive Director III/OIC, Regional Executive Director

**MONTHLY REPORT OF DISBURSEMENTS**  
For the month of February 2022


Department: DEPARTMENT OF AGRICULTURE  
Agency/Entity: OSEC  
Operating Unit: RFO 1  
Organization Code: 05-001-03-00001  
Fund Cluster: 07 - Trust Receipts

Particulars	Current Year Budget					Prior Year's Budget											SUB-TOTAL	Trust Liabilities				Grand Total					Remarks
	PS	MOOE	FinEx	CO	TOTAL	Prior Year's Accounts Payable				Sub-Total	Current Year's Accounts Payable				TOTAL	PS		MOOE	CO	TOTAL	PS	MOOE	FinEx	CO	TOTAL		
						PS	MOOE	FinEx	CO		PS	MOOE	FinEx	CO													
1	2	3	4	5	6	7	8	9	10	11	12	13	14	15	16	17	18	19	20	21	22	23	24	25	26	27	28
<b>CASH DISBURSEMENTS</b>																											
Notice of Cash Allocation (NCA)																											
MDS Check Issued																											
Advice to Debit Account																											
Notice of Transfer Allocations (NTA)																											
MDS Check Issued																											
Advice to Debit Account																											
Working Fund For FAPs																											
Cash Disbursement Ceiling (CDC)																											
<b>TOTAL CASH DISBURSEMENTS</b>																											
<b>NON-CASH DISBURSEMENTS</b>																											
Tax Remittance Advices Issued (TRA)																											
Non-Cash Availment Authority (NCAA)																											
Disbursements effected through outright deductions from claims																											
Overpayment of expenses																											
Restitution for loss of government property																											
Liquidated damages and similar claims																											
Others (TEF, BTr Documentary Stamp Tax, etc.)																											
<b>TOTAL NON-CASH DISBURSEMENTS</b>																											
<b>GRAND TOTAL</b>																											


**NO TRANSACTION**

SUMMARY:	Previous Report	This month	As at Date	Previous Report	This month	As at Date
<b>Total Disbursement Authorities Received</b>				<b>Total Disbursements Program</b>		
NCA				Less: Actual Disbursements		
NTA						
Working Fund				<b>(Over)/Under spending</b>		
TRA						
CDC						
NCAA						
<b>Less: Notice of Transfer of Allocations (NTA) issued</b>						
<b>Total Disbursement Authorities Available</b>						
<b>Less:</b>						
Lapsed NCA Disbursements						
<b>Less: Other Non-Cash Disbursements</b>						
Disbursements effected through outright deductions from claim						
Overpayment of expenses						
Restitution for loss of government property						
Liquidated damages and similar claims						
Others (e.g., TEF, BTr Docs Stamp, etc.)						
<b>Add/Less: Adjustments (e.g., cancelled/staled checks)</b>						
<b>Balance of Disbursement Authorities as at date</b>						

Certified Correct:

  
**ARNOLD T. EBREO**  
Chief, Accounting Section

Approved By:

  
**NESTOR D. DOMENDEN, CESO IV**  
Executive Director III/OIC, Regional Executive Director