


**MONTHLY REPORT OF DISBURSEMENTS**  
For the month of October 2021

Department: DEPARTMENT OF AGRICULTURE  
Agency/Entity: OSEC  
Operating Unit: RFO 1  
Organization Code: 05-001-03-00001  
Fund Cluster: 01 - Regular Agency Fund


Particulars	Current Year Budget					Prior Year's Budget											SUB- TOTAL	Trust Liabilities				Grand Total					Remarks
	PS	MOOE	FinEx	CO	TOTAL	Prior Years' Accounts Payable					Current Year's Accounts Payable					TOTAL		PS	MOOE	CO	TOTAL	PS	MOOE	FinEx	CO	TOTAL	
						PS	MOOE	FinEx	CO	Sub-Total	PS	MOOE	FinEx	CO	Sub-Total												
1	2	3	4	5	6	7	8	9	10	11	12	13	14	15	16	17	18	19	20	21	22	23	24	25	26	27	28
<b>CASH DISBURSEMENTS</b>																											
Notice of Cash Allocation (NCA)	6,726,217.17	50,811,191.63	-	797,189.92	58,334,598.72	-	825,079.48	-	274,117.27	1,099,196.75	-	1,309,256.52	-	511,861.95	1,821,118.47	2,920,315.22	61,254,913.94	-	-	-	-	6,726,217.17	52,945,527.63	-	1,583,169.14	61,254,913.94	
MDS Check Issued	661,552.98	42,731,300.68	-	-	43,392,853.66	-	226,875.00	-	-	226,875.00	-	2,257.92	-	-	2,257.92	229,132.92	43,621,986.58	-	-	-	-	661,552.98	42,960,433.60	-	-	43,621,986.58	
Advice to Debit Account	6,064,664.19	8,079,890.95	-	797,189.92	14,941,745.06	-	598,204.48	-	274,117.27	872,321.75	-	1,306,998.60	-	511,861.95	1,818,860.55	2,691,182.30	17,632,927.36	-	-	-	-	6,064,664.19	9,985,094.03	-	1,583,169.14	17,632,927.36	
Notice of Transfer Allocations (NTA)	-	-	-	-	-	-	-	-	-	-	-	-	-	-	-	-	-	-	-	-	-	-	-	-	-	-	
MDS Check Issued	-	-	-	-	-	-	-	-	-	-	-	-	-	-	-	-	-	-	-	-	-	-	-	-	-	-	
Advice to Debit Account	-	-	-	-	-	-	-	-	-	-	-	-	-	-	-	-	-	-	-	-	-	-	-	-	-	-	
Working Fund For FAPs	-	-	-	-	-	-	-	-	-	-	-	-	-	-	-	-	-	-	-	-	-	-	-	-	-	-	
Cash Disbursement Ceiling (CDC)	-	-	-	-	-	-	-	-	-	-	-	-	-	-	-	-	-	-	-	-	-	-	-	-	-	-	
<b>TOTAL CASH DISBURSEMENTS</b>	<b>6,726,217.17</b>	<b>50,811,191.63</b>	<b>-</b>	<b>797,189.92</b>	<b>58,334,598.72</b>	<b>-</b>	<b>825,079.48</b>	<b>-</b>	<b>274,117.27</b>	<b>1,099,196.75</b>	<b>-</b>	<b>1,309,256.52</b>	<b>-</b>	<b>511,861.95</b>	<b>1,821,118.47</b>	<b>2,920,315.22</b>	<b>61,254,913.94</b>	<b>-</b>	<b>-</b>	<b>-</b>	<b>-</b>	<b>6,726,217.17</b>	<b>52,945,527.63</b>	<b>-</b>	<b>1,583,169.14</b>	<b>61,254,913.94</b>	
<b>NON-CASH DISBURSEMENTS</b>																											
Tax Remittance Advices Issued (TRA)	721,813.47	2,679,914.88	-	2,205,845.78	5,607,574.13	-	331,796.49	-	854,287.73	1,186,084.22	-	90,162.69	-	5,992.00	96,154.69	1,282,238.91	6,889,813.04	-	-	-	-	721,813.47	3,101,874.06	-	3,066,125.51	6,889,813.04	
Non-Cash Availment Authority (NCAA)	-	-	-	-	-	-	-	-	-	-	-	-	-	-	-	-	-	-	-	-	-	-	-	-	-	-	
Disbursements effected through outright deductions from claims	-	-	-	-	-	-	-	-	-	-	-	-	-	-	-	-	-	-	-	-	-	-	-	-	-	-	
Overpayment of expenses	-	-	-	-	-	-	-	-	-	-	-	-	-	-	-	-	-	-	-	-	-	-	-	-	-	-	
Restitution for loss of government property	-	-	-	-	-	-	-	-	-	-	-	-	-	-	-	-	-	-	-	-	-	-	-	-	-	-	
Liquidated damages and similar claims	-	-	-	-	-	-	-	-	-	-	-	-	-	-	-	-	-	-	-	-	-	-	-	-	-	-	
Others (TEF, BTr Documentary Stamp Tax, etc.)	-	-	-	-	-	-	-	-	-	-	-	-	-	-	-	-	-	-	-	-	-	-	-	-	-	-	
<b>TOTAL NON-CASH DISBURSEMENTS</b>	<b>721,813.47</b>	<b>2,679,914.88</b>	<b>-</b>	<b>2,205,845.78</b>	<b>5,607,574.13</b>	<b>-</b>	<b>331,796.49</b>	<b>-</b>	<b>854,287.73</b>	<b>1,186,084.22</b>	<b>-</b>	<b>90,162.69</b>	<b>-</b>	<b>5,992.00</b>	<b>96,154.69</b>	<b>1,282,238.91</b>	<b>6,889,813.04</b>	<b>-</b>	<b>-</b>	<b>-</b>	<b>-</b>	<b>721,813.47</b>	<b>3,101,874.06</b>	<b>-</b>	<b>3,066,125.51</b>	<b>6,889,813.04</b>	
<b>GRAND TOTAL</b>	<b>7,448,030.64</b>	<b>53,491,106.51</b>	<b>-</b>	<b>3,003,035.70</b>	<b>63,942,172.85</b>	<b>-</b>	<b>1,156,875.97</b>	<b>-</b>	<b>1,128,405.00</b>	<b>2,285,280.97</b>	<b>-</b>	<b>1,399,419.21</b>	<b>-</b>	<b>517,853.95</b>	<b>1,917,273.16</b>	<b>4,202,554.13</b>	<b>68,144,726.98</b>	<b>-</b>	<b>-</b>	<b>-</b>	<b>-</b>	<b>7,448,030.64</b>	<b>56,047,401.69</b>	<b>-</b>	<b>4,649,294.65</b>	<b>68,144,726.98</b>	

SUMMARY:	Previous Report	This month	As at Date		Previous Report	This month	As at Date
<b>Total Disbursement Authorities Received</b>	2,301,997,098.16	1,170,180,250.04	3,832,878,271.89		2,301,997,098.16	1,170,180,250.04	3,472,177,348.20
NCA	2,618,579,773.00	170,214,327.00	2,788,794,100.00	Total Disbursements Program	2,301,997,098.16	1,170,180,250.04	3,472,177,348.20
NTA	10,610,000.00	993,076,110.00	1,003,686,110.00	Less: Actual Disbursements	2,662,698,021.85	68,144,726.98	2,730,842,748.83
Working Fund	-	-	-	(Over)/Under spending	<u>(360,700,923.69)</u>	<u>1,102,035,523.06</u>	<u>1,102,035,523.06</u>
TRA	33,508,248.85	6,889,813.04	40,398,061.89				
CDC	-	-	-				
NCAA	-	-	-				
Less: Notice of Transfer of Allocations (NTA) issued	-	-	-				
<b>Total Disbursement Authorities Available</b>	<u>2,301,997,098.16</u>	<u>1,170,180,250.04</u>	<u>3,832,878,271.89</u>				
Less:							
Lapsed NCA Disbursements	2,662,698,021.85	68,144,726.98	2,730,842,748.83				
Less: Other Non-Cash Disbursements							
Disbursements effected through outright deductions from claim							
Overpayment of expenses							
Restitution for loss of government property							
Liquidated damages and similar claims							
Others (e.g., TEF, BTr Docs Stamp, etc.)							
<b>Add/Less: Adjustments (e.g., cancelled/staled checks)</b>							
<b>Balance of Disbursement Authorities as at date</b>	<u>(360,700,923.69)</u>	<u>1,102,035,523.06</u>	<u>1,102,035,523.06</u>				

Certified Correct:

  
ARNOLD T. EBREO  
Chief, Accounting Section

Approved By:



  
NESTOR D. DOMENDEN, CESO IV  
Executive Director I/OIC - Regional Executive Director

**MONTHLY REPORT OF DISBURSEMENTS**  
For the month of October 2021

Department: DEPARTMENT OF AGRICULTURE  
Agency/Entity: OSEC  
Operating Unit: RFO 1  
Organization Code: 05-001-03-00001  
Fund Cluster: : 02 - Foreign Assisted Projects Fund

Particulars	Current Year Budget					Prior Year's Budget										SUB-TOTAL	Trust Liabilities				Grand Total					Remarks		
	PS	MOOE	FinEx	CO	TOTAL	Prior Years' Accounts Payable				Current Year's Accounts Payable					TOTAL		PS	MOOE	CO	TOTAL	PS	MOOE	FinEx	CO	TOTAL			
						PS	MOOE	FinEx	CO	Sub-Total	PS	MOOE	FinEx	CO													Sub-Total	
1	2	3	4	5	6	7	8	9	10	11	12	13	14	15	16	17	18	19	20	21	22	23	24	25	26	27	28	
<b>CASH DISBURSEMENTS</b>																												
Notice of Cash Allocation (NCA)	-	-	-	-	-	-	-	-	-	-	-	-	-	-	-	-	-	-	-	-	-	-	-	-	-	-	-	-
MDS Check Issued	-	-	-	-	-	-	-	-	-	-	-	-	-	-	-	-	-	-	-	-	-	-	-	-	-	-	-	-
Advice to Debit Account	-	-	-	-	-	-	-	-	-	-	-	-	-	-	-	-	-	-	-	-	-	-	-	-	-	-	-	-
Notice of Transfer Allocations (NTA)	-	-	-	-	-	-	-	-	-	-	-	-	-	-	-	-	-	-	-	-	-	-	-	-	-	-	-	-
MDS Check Issued	-	-	-	-	-	-	-	-	-	-	-	-	-	-	-	-	-	-	-	-	-	-	-	-	-	-	-	-
Advice to Debit Account	-	-	-	-	-	-	-	-	-	-	-	-	-	-	-	-	-	-	-	-	-	-	-	-	-	-	-	-
Working Fund For FAPs	-	-	-	-	-	-	-	-	-	-	-	-	-	-	-	-	-	-	-	-	-	-	-	-	-	-	-	-
Cash Disbursement Ceiling (CDC)	-	-	-	-	-	-	-	-	-	-	-	-	-	-	-	-	-	-	-	-	-	-	-	-	-	-	-	-
<b>TOTAL CASH DISBURSEMENTS</b>	-	-	-	-	-	-	-	-	-	-	-	-	-	-	-	-	-	-	-	-	-	-	-	-	-	-	-	-
<b>NON-CASH DISBURSEMENTS</b>																												
Tax Remittance Advices Issued (TRA)	-	-	-	-	-	-	-	-	-	-	-	-	-	-	-	-	-	-	-	-	-	-	-	-	-	-	-	-
Non-Cash Availment Authority (NCAA)	-	-	-	-	-	-	-	-	-	-	-	-	-	-	-	-	-	-	-	-	-	-	-	-	-	-	-	-
Disbursements effected through outright deductions from claims	-	-	-	-	-	-	-	-	-	-	-	-	-	-	-	-	-	-	-	-	-	-	-	-	-	-	-	-
Overpayment of expenses	-	-	-	-	-	-	-	-	-	-	-	-	-	-	-	-	-	-	-	-	-	-	-	-	-	-	-	-
Restitution for loss of government property	-	-	-	-	-	-	-	-	-	-	-	-	-	-	-	-	-	-	-	-	-	-	-	-	-	-	-	-
Liquidated damages and similar claims	-	-	-	-	-	-	-	-	-	-	-	-	-	-	-	-	-	-	-	-	-	-	-	-	-	-	-	-
Others (TEF, BTr Documentary Stamp Tax, etc.)	-	-	-	-	-	-	-	-	-	-	-	-	-	-	-	-	-	-	-	-	-	-	-	-	-	-	-	-
<b>TOTAL NON-CASH DISBURSEMENTS</b>	-	-	-	-	-	-	-	-	-	-	-	-	-	-	-	-	-	-	-	-	-	-	-	-	-	-	-	-
<b>GRAND TOTAL</b>	-	-	-	-	-	-	-	-	-	-	-	-	-	-	-	-	-	-	-	-	-	-	-	-	-	-	-	-

**NO TRANSACTION**

SUMMARY:	Previous Report	This month	As at Date	Previous Report	This month	As at Date
<b>Total Disbursement Authorities Received</b>						
NCA	-	-	-	-	-	-
NTA	-	-	-	-	-	-
Working Fund	-	-	-	-	-	-
TRA	-	-	-	-	-	-
CDC	-	-	-	-	-	-
NCAA	-	-	-	-	-	-
Less: Notice of Transfer of Allocations (NTA) issued						
<b>Total Disbursement Authorities Available</b>						
Less:						
Lapsed NCA Disbursements						
Less: Other Non-Cash Disbursements						
Disbursements effected through outright deductions from clai						
Overpayment of expenses						
Restitution for loss of government property						
Liquidated damages and similar claims						
Others (e.g., TEF, BTr Docs Stamp, etc.)						
<b>Add/Less: Adjustments (e.g., cancelled/staled checks)</b>						
<b>Balance of Disbursement Authorities as at date</b>						
<b>Certified Correct:</b>						
 ARNOLD T. EBREO Chief, Accounting Section				 NESTOR D. DOMENDEN, CESO IV Executive Director IHOIC - Regional Executive Director		


**MONTHLY REPORT OF DISBURSEMENTS**  
For the month of October 2021

Department: DEPARTMENT OF AGRICULTURE  
Agency/Entity: OSEC  
Operating Unit: RFO 1  
Organization Code: 05-001-03-00001  
Fund Cluster: 07 - Trust Receipts


Particulars	Current Year Budget					Prior Year's Budget											SUB-TOTAL	Trust Liabilities				Grand Total					Remarks
	PS	MOOE	FinEx	CO	TOTAL	Prior Years' Accounts Payable					Current Year's Accounts Payable					TOTAL		PS	MOOE	CO	TOTAL	PS	MOOE	FinEx	CO	TOTAL	
						PS	MOOE	FinEx	CO	Sub-Total	PS	MOOE	FinEx	CO	Sub-Total												
1	2	3	4	5	6	7	8	9	10	11	12	13	14	15	16	17	18	19	20	21	22	23	24	25	26	27	28
<b>CASH DISBURSEMENTS</b>																											
Notice of Cash Allocation (NCA)	-	-	-	-	-	-	-	-	-	-	-	-	-	-	-	-	-	-	-	-	-	-	-	-	-	-	-
MDS Check Issued	-	-	-	-	-	-	-	-	-	-	-	-	-	-	-	-	-	-	-	-	-	-	-	-	-	-	-
Advice to Debit Account	-	-	-	-	-	-	-	-	-	-	-	-	-	-	-	-	-	-	-	-	-	-	-	-	-	-	-
Notice of Transfer Allocations (NTA)	-	-	-	-	-	-	-	-	-	-	-	-	-	-	-	-	-	-	-	-	-	-	-	-	-	-	-
MDS Check Issued	-	-	-	-	-	-	-	-	-	-	-	-	-	-	-	-	-	-	-	-	-	-	-	-	-	-	-
Advice to Debit Account	-	-	-	-	-	-	-	-	-	-	-	-	-	-	-	-	-	-	-	-	-	-	-	-	-	-	-
Working Fund For FAPs	-	-	-	-	-	-	-	-	-	-	-	-	-	-	-	-	-	-	-	-	-	-	-	-	-	-	-
Cash Disbursement Ceiling (CDC)	-	-	-	-	-	-	-	-	-	-	-	-	-	-	-	-	-	-	-	-	-	-	-	-	-	-	-
<b>TOTAL CASH DISBURSEMENTS</b>	-	-	-	-	-	-	-	-	-	-	-	-	-	-	-	-	-	-	-	-	-	-	-	-	-	-	-
<b>NON-CASH DISBURSEMENTS</b>																											
Tax Remittance Advices Issued (TRA)	-	-	-	-	-	-	-	-	-	-	-	-	-	-	-	-	-	-	-	-	-	-	-	-	-	-	-
Non-Cash Availment Authority (NCAA)	-	-	-	-	-	-	-	-	-	-	-	-	-	-	-	-	-	-	-	-	-	-	-	-	-	-	-
Disbursements effected through outright deductions from claims	-	-	-	-	-	-	-	-	-	-	-	-	-	-	-	-	-	-	-	-	-	-	-	-	-	-	-
Overpayment of expenses	-	-	-	-	-	-	-	-	-	-	-	-	-	-	-	-	-	-	-	-	-	-	-	-	-	-	-
Restitution for loss of government property	-	-	-	-	-	-	-	-	-	-	-	-	-	-	-	-	-	-	-	-	-	-	-	-	-	-	-
Liquidated damages and similar claims	-	-	-	-	-	-	-	-	-	-	-	-	-	-	-	-	-	-	-	-	-	-	-	-	-	-	-
Others (TEF, BTr Documentary Stamp Tax, etc.)	-	-	-	-	-	-	-	-	-	-	-	-	-	-	-	-	-	-	-	-	-	-	-	-	-	-	-
<b>TOTAL NON-CASH DISBURSEMENTS</b>	-	-	-	-	-	-	-	-	-	-	-	-	-	-	-	-	-	-	-	-	-	-	-	-	-	-	-
<b>GRAND TOTAL</b>	-	-	-	-	-	-	-	-	-	-	-	-	-	-	-	-	-	-	-	-	-	-	-	-	-	-	-

SUMMARY:	Previous Report	This month	As at Date	Previous Report	This month	As at Date
Total Disbursement Authorities Received	25,176,168.00	-	25,176,168.00	Total Disbursements Program	25,176,168.00	-
NCA	25,176,168.00	-	25,176,168.00	Less: Actual Disbursements	19,946,611.64	-
NTA	-	-	-	(Over)/Under spending	5,229,556.36	-
Working Fund	-	-	-			
TRA	-	-	-			
CDC	-	-	-			
NCAA	-	-	-			
Less: Notice of Transfer of Allocations (NTA) issued	-	-	-			
<b>Total Disbursement Authorities Available</b>	<u>25,176,168.00</u>	<u>-</u>	<u>25,176,168.00</u>			
Less:						
Lapsed NCA Disbursements	19,946,611.64	-	19,946,611.64			
Less: Other Non-Cash Disbursements						
Disbursements effected through outright deductions from clai						
Overpayment of expenses						
Restitution for loss of government property						
Liquidated damages and similar claims						
Others (e.g., TEF, BTr Docs Stamp, etc.)						
<b>Add/Less: Adjustments (e.g., cancelled/staled checks)</b>						
<b>Balance of Disbursement Authorities as at date</b>	<u>5,229,556.36</u>	<u>-</u>	<u>5,229,556.36</u>			

Certified Correct:

  
ARNOLD T. EBREO  
Chief, Accounting Section

Approved By:

  
NESTOR D. DOMENDEN, CESO IV  
Executive Director III/OIC - Regional Executive Director


**MONTHLY REPORT OF DISBURSEMENTS**  
For the month of November 2021

Department: DEPARTMENT OF AGRICULTURE  
Agency/Entity: OSEC  
Operating Unit: RFO 1  
Organization Code: 05-001-03-00001  
Fund Cluster: 01 - Regular Agency Fund

Particulars	Current Year Budget					Prior Year's Budget											SUB- TOTAL	Trust Liabilities				Grand Total					Remarks
	PS	MOOE	FinEx	CO	TOTAL	Prior Year's Accounts Payable					Current Year's Accounts Payable					TOTAL		PS	MOOE	CO	TOTAL	PS	MOOE	FinEx	CO	TOTAL	
						PS	MOOE	FinEx	CO	Sub-Total	PS	MOOE	FinEx	CO	Sub-Total												
1	2	3	4	5	6	7	8	9	10	11	12	13	14	15	16	17	18	19	20	21	22	23	24	25	26	27	28
<b>CASH DISBURSEMENTS</b>																											
Notice of Cash Allocation (NCA)	17,636,240.23	1,076,348,254.68	-	12,920,509.11	1,106,905,004.02	-	4,918,078.29	-	7,053,277.33	11,971,355.62	-	6,119,049.92	-	11,519,052.04	17,638,101.96	29,609,457.58	1,136,514,461.60	-	-	-	-	17,636,240.23	1,087,385,382.89	-	31,492,838.48	1,136,514,461.60	
MDS Check Issued	2,426,719.32	1,058,212,118.95	-	-	1,060,638,838.27	-	24,900.00	-	-	24,900.00	-	480,224.33	-	-	480,224.33	505,124.33	1,061,143,962.60	-	-	-	-	2,426,719.32	1,058,717,243.28	-	-	1,061,143,962.60	
Advice to Debit Account	15,209,520.91	18,136,135.73	-	12,920,509.11	46,266,165.75	-	4,893,178.29	-	7,053,277.33	11,946,455.62	-	5,638,825.59	-	11,519,052.04	17,157,877.63	29,104,333.25	75,370,499.00	-	-	-	-	15,209,520.91	28,668,139.61	-	31,492,838.48	75,370,499.00	
Notice of Transfer Allocations (NTA)	-	-	-	-	-	-	-	-	-	-	-	-	-	-	-	-	-	-	-	-	-	-	-	-	-	-	
MDS Check Issued	-	-	-	-	-	-	-	-	-	-	-	-	-	-	-	-	-	-	-	-	-	-	-	-	-	-	
Advice to Debit Account	-	-	-	-	-	-	-	-	-	-	-	-	-	-	-	-	-	-	-	-	-	-	-	-	-	-	
Working Fund For FAPs	-	-	-	-	-	-	-	-	-	-	-	-	-	-	-	-	-	-	-	-	-	-	-	-	-	-	
Cash Disbursement Ceiling (CDC)	-	-	-	-	-	-	-	-	-	-	-	-	-	-	-	-	-	-	-	-	-	-	-	-	-	-	
<b>TOTAL CASH DISBURSEMENTS</b>	<b>17,636,240.23</b>	<b>1,076,348,254.68</b>	<b>-</b>	<b>12,920,509.11</b>	<b>1,106,905,004.02</b>	<b>-</b>	<b>4,918,078.29</b>	<b>-</b>	<b>7,053,277.33</b>	<b>11,971,355.62</b>	<b>-</b>	<b>6,119,049.92</b>	<b>-</b>	<b>11,519,052.04</b>	<b>17,638,101.96</b>	<b>29,609,457.58</b>	<b>1,136,514,461.60</b>	<b>-</b>	<b>-</b>	<b>-</b>	<b>-</b>	<b>17,636,240.23</b>	<b>1,087,385,382.89</b>	<b>-</b>	<b>31,492,838.48</b>	<b>1,136,514,461.60</b>	
<b>NON-CASH DISBURSEMENTS</b>																											
Tax Remittance Advices Issued (TRA)	824,583.21	1,191,010.99	-	96,408.00	2,112,002.20	-	107,072.69	-	517,714.44	624,787.13	-	29,461.60	-	34,124.13	63,585.73	688,372.86	2,800,375.06	-	-	-	-	824,583.21	1,327,545.28	-	648,246.57	2,800,375.06	
Non-Cash Availment Authority (NCAA)	-	-	-	-	-	-	-	-	-	-	-	-	-	-	-	-	-	-	-	-	-	-	-	-	-	-	
Disbursements effected through outright deductions from claims	-	-	-	-	-	-	-	-	-	-	-	-	-	-	-	-	-	-	-	-	-	-	-	-	-	-	
Overpayment of expenses	-	-	-	-	-	-	-	-	-	-	-	-	-	-	-	-	-	-	-	-	-	-	-	-	-	-	
Restitution for loss of government property	-	-	-	-	-	-	-	-	-	-	-	-	-	-	-	-	-	-	-	-	-	-	-	-	-	-	
Liquidated damages and similar claims	-	-	-	-	-	-	-	-	-	-	-	-	-	-	-	-	-	-	-	-	-	-	-	-	-	-	
Others (TEF, BTr Documentary Stamp Tax, etc.)	-	-	-	-	-	-	-	-	-	-	-	-	-	-	-	-	-	-	-	-	-	-	-	-	-	-	
<b>TOTAL NON-CASH DISBURSEMENTS</b>	<b>824,583.21</b>	<b>1,191,010.99</b>	<b>-</b>	<b>96,408.00</b>	<b>2,112,002.20</b>	<b>-</b>	<b>107,072.69</b>	<b>-</b>	<b>517,714.44</b>	<b>624,787.13</b>	<b>-</b>	<b>29,461.60</b>	<b>-</b>	<b>34,124.13</b>	<b>63,585.73</b>	<b>688,372.86</b>	<b>2,800,375.06</b>	<b>-</b>	<b>-</b>	<b>-</b>	<b>-</b>	<b>824,583.21</b>	<b>1,327,545.28</b>	<b>-</b>	<b>648,246.57</b>	<b>2,800,375.06</b>	
<b>GRAND TOTAL</b>	<b>18,460,823.44</b>	<b>1,077,539,265.67</b>	<b>-</b>	<b>13,016,917.11</b>	<b>1,109,017,006.22</b>	<b>-</b>	<b>5,025,150.98</b>	<b>-</b>	<b>7,570,991.77</b>	<b>12,596,142.75</b>	<b>-</b>	<b>6,148,511.52</b>	<b>-</b>	<b>11,553,176.17</b>	<b>17,701,687.69</b>	<b>30,297,830.44</b>	<b>1,139,314,836.66</b>	<b>-</b>	<b>-</b>	<b>-</b>	<b>-</b>	<b>18,460,823.44</b>	<b>1,088,712,928.17</b>	<b>-</b>	<b>32,141,085.05</b>	<b>1,139,314,836.66</b>	

SUMMARY:	Previous Report	This month	As at Date	Previous Report	This month	As at Date
<b>Total Disbursement Authorities Received</b>	2,301,997,098.16	658,291,375.06	4,491,169,646.95	Total Disbursements Program	2,301,997,098.16	658,291,375.06
NCA	2,788,794,100.00	289,923,000.00	3,078,717,100.00	Less: Actual Disbursements	2,730,842,748.83	3,870,157,585.49
NTA	1,003,686,110.00	365,568,000.00	1,369,254,110.00	(Over)/Under spending	<u>(428,845,650.67)</u>	<u>(481,023,461.60)</u>
Working Fund	-	-	-			
TRA	40,398,061.89	2,800,375.06	43,198,436.95			
CDC	-	-	-			
NCAA	-	-	-			
Less: Notice of Transfer of Allocations (NTA) Issued	-	-	-			
<b>Total Disbursement Authorities Available</b>	<b>2,301,997,098.16</b>	<b>658,291,375.06</b>	<b>4,491,169,646.95</b>			
Less:						
Lapsed NCA Disbursements	2,730,842,748.83	1,139,314,836.66	3,870,157,585.49			
Less: Other Non-Cash Disbursements						
Disbursements effected through outright deductions from claims	-	-	-			
Overpayment of expenses	-	-	-			
Restitution for loss of government property	-	-	-			
Liquidated damages and similar claims	-	-	-			
Others (e.g., TEF, BTr Docs Stamp, etc.)	-	-	-			
<b>Add/Less: Adjustments (e.g., cancelled/staled checks)</b>	<b>-</b>	<b>-</b>	<b>-</b>			
<b>Balance of Disbursement Authorities as at date</b>	<b>(428,845,650.67)</b>	<b>(481,023,461.60)</b>	<b>621,012,061.46</b>			

Certified Correct:

  
ARNOLD T. EBREO  
Chief, Accounting Section

Approved By:



  
NESTOR D. DOMENDEN, CESO IV  
Executive Director III/OIC - Regional Executive Director

**MONTHLY REPORT OF DISBURSEMENTS**  
For the month of November 2021

Department: DEPARTMENT OF AGRICULTURE  
Agency/Entity: OSEC  
Operating Unit: RFO 1  
Organization Code: 05-001-03-00001  
Fund Cluster: : 02 - Foreign Assisted Projects Fund

Particulars	Current Year Budget					Prior Year's Budget											SUB-TOTAL	Trust Liabilities				Grand Total					Remarks	
	PS	MOOE	FinEx	CO	TOTAL	Prior Years' Accounts Payable					Current Year's Accounts Payable							PS	MOOE	CO	TOTAL	PS	MOOE	FinEx	CO	TOTAL		
						PS	MOOE	FinEx	CO	Sub-Total	PS	MOOE	FinEx	CO	Sub-Total	PS												MOOE
1	2	3	4	5	6	7	8	9	10	11	12	13	14	15	16	17	18	19	20	21	22	23	24	25	26	27	28	
<b>CASH DISBURSEMENTS</b>																												
Notice of Cash Allocation (NCA)	-	-	-	-	-	-	-	-	-	-	-	-	-	-	-	-	-	-	-	-	-	-	-	-	-	-	-	
MDS Check Issued	-	-	-	-	-	-	-	-	-	-	-	-	-	-	-	-	-	-	-	-	-	-	-	-	-	-	-	
Advice to Debit Account	-	-	-	-	-	-	-	-	-	-	-	-	-	-	-	-	-	-	-	-	-	-	-	-	-	-	-	
Notice of Transfer Allocations (NTA)	-	-	-	-	-	-	-	-	-	-	-	-	-	-	-	-	-	-	-	-	-	-	-	-	-	-	-	
MDS Check Issued	-	-	-	-	-	-	-	-	-	-	-	-	-	-	-	-	-	-	-	-	-	-	-	-	-	-	-	
Advice to Debit Account	-	-	-	-	-	-	-	-	-	-	-	-	-	-	-	-	-	-	-	-	-	-	-	-	-	-	-	
Working Fund For FAPs	-	-	-	-	-	-	-	-	-	-	-	-	-	-	-	-	-	-	-	-	-	-	-	-	-	-	-	
Cash Disbursement Ceiling (CDC)	-	-	-	-	-	-	-	-	-	-	-	-	-	-	-	-	-	-	-	-	-	-	-	-	-	-	-	
<b>TOTAL CASH DISBURSEMENTS</b>	-	-	-	-	-	-	-	-	-	-	-	-	-	-	-	-	-	-	-	-	-	-	-	-	-	-	-	
<b>NON-CASH DISBURSEMENTS</b>																												
Tax Remittance Advices Issued (TRA)	-	-	-	-	-	-	-	-	-	-	-	-	-	-	-	-	-	-	-	-	-	-	-	-	-	-	-	
Non-Cash Availment Authority (NCAA)	-	-	-	-	-	-	-	-	-	-	-	-	-	-	-	-	-	-	-	-	-	-	-	-	-	-	-	
Disbursements effected through outright deductions from claims	-	-	-	-	-	-	-	-	-	-	-	-	-	-	-	-	-	-	-	-	-	-	-	-	-	-	-	
Overpayment of expenses	-	-	-	-	-	-	-	-	-	-	-	-	-	-	-	-	-	-	-	-	-	-	-	-	-	-	-	
Restitution for loss of government property	-	-	-	-	-	-	-	-	-	-	-	-	-	-	-	-	-	-	-	-	-	-	-	-	-	-	-	
Liquidated damages and similar claims	-	-	-	-	-	-	-	-	-	-	-	-	-	-	-	-	-	-	-	-	-	-	-	-	-	-	-	
Others (TEF, BTr Documentary Stamp Tax, etc.)	-	-	-	-	-	-	-	-	-	-	-	-	-	-	-	-	-	-	-	-	-	-	-	-	-	-	-	
<b>TOTAL NON-CASH DISBURSEMENTS</b>	-	-	-	-	-	-	-	-	-	-	-	-	-	-	-	-	-	-	-	-	-	-	-	-	-	-	-	
<b>GRAND TOTAL</b>	-	-	-	-	-	-	-	-	-	-	-	-	-	-	-	-	-	-	-	-	-	-	-	-	-	-	-	

**NO TRANSACTION**

SUMMARY:	Previous Report	This month	As at Date	Previous Report	This month	As at Date
<b>Total Disbursement Authorities Received</b>						
NCA	-	-	-	-	-	-
NTA	-	-	-	-	-	-
Working Fund	-	-	-	-	-	-
TRA	-	-	-	-	-	-
CDC	-	-	-	-	-	-
NCAA	-	-	-	-	-	-
Less: Notice of Transfer of Allocations (NTA) issued						
<b>Total Disbursement Authorities Available</b>						
Less:						
Lapsed NCA Disbursements						
Other Non-Cash Disbursements						
Disbursements effected through outright deductions from claim						
Overpayment of expenses						
Restitution for loss of government property						
Liquidated damages and similar claims						
Others (e.g., TEF, BTr Docs Stamp, etc.)						
<b>Add/less: Adjustments (e.g., cancelled/stated checks)</b>						
<b>Balance of Disbursement Authorities as at date</b>						
<b>Certified Correct:</b>						
						
	ARNOLD T. EBREO Chief, Accounting Section			NESTOR D. DOMENDEN, CESO IV Executive Director III/OIC - Regional Executive Director		

**MONTHLY REPORT OF DISBURSEMENTS**  
For the month of November 2021

Department: DEPARTMENT OF AGRICULTURE  
Agency/Entity: OSEC  
Operating Unit: RFO 1  
Organization Code: 05-001-03-00001  
Fund Cluster: 07 - Trust Receipts


Particulars	Current Year Budget					Prior Year's Budget										SUB- TOTAL	Trust Liabilities				Grand Total					Remarks	
	PS	MOOE	FinEx	CO	TOTAL	Prior Years' Accounts Payable					Current Year's Accounts Payable						TOTAL	PS	MOOE	CO	TOTAL	PS	MOOE	FinEx	CO		TOTAL
						PS	MOOE	FinEx	CO	Sub-Total	PS	MOOE	FinEx	CO	Sub-Total												
1	2	3	4	5	6	7	8	9	10	11	12	13	14	15	16	17	18	19	20	21	22	23	24	25	26	27	28
<b>CASH DISBURSEMENTS</b>																											
Notice of Cash Allocation (NCA)	-	-	-	-	-	-	-	-	-	-	-	-	-	-	-	-	-	-	784,875.00	-	784,875.00	-	784,875.00	-	-	784,875.00	
MDS Check Issued	-	-	-	-	-	-	-	-	-	-	-	-	-	-	-	-	-	-	784,875.00	-	784,875.00	-	784,875.00	-	-	784,875.00	
Advice to Debit Account	-	-	-	-	-	-	-	-	-	-	-	-	-	-	-	-	-	-	-	-	-	-	-	-	-	-	
Notice of Transfer Allocations (NTA)	-	-	-	-	-	-	-	-	-	-	-	-	-	-	-	-	-	-	-	-	-	-	-	-	-	-	
MDS Check Issued	-	-	-	-	-	-	-	-	-	-	-	-	-	-	-	-	-	-	-	-	-	-	-	-	-	-	
Advice to Debit Account	-	-	-	-	-	-	-	-	-	-	-	-	-	-	-	-	-	-	-	-	-	-	-	-	-	-	
Working Fund For FAPs	-	-	-	-	-	-	-	-	-	-	-	-	-	-	-	-	-	-	-	-	-	-	-	-	-	-	
Cash Disbursement Ceiling (CDC)	-	-	-	-	-	-	-	-	-	-	-	-	-	-	-	-	-	-	-	-	-	-	-	-	-	-	
<b>TOTAL CASH DISBURSEMENTS</b>	-	-	-	-	-	-	-	-	-	-	-	-	-	-	-	-	-	-	784,875.00	-	784,875.00	-	784,875.00	-	-	784,875.00	
<b>NON-CASH DISBURSEMENTS</b>																											
Tax Remittance Advices Issued (TRA)	-	-	-	-	-	-	-	-	-	-	-	-	-	-	-	-	-	-	-	-	-	-	-	-	-	-	
Non-Cash Availment Authority (NCAA)	-	-	-	-	-	-	-	-	-	-	-	-	-	-	-	-	-	-	-	-	-	-	-	-	-	-	
Disbursements effected through outright deductions from claims	-	-	-	-	-	-	-	-	-	-	-	-	-	-	-	-	-	-	-	-	-	-	-	-	-	-	
Overpayment of expenses	-	-	-	-	-	-	-	-	-	-	-	-	-	-	-	-	-	-	-	-	-	-	-	-	-	-	
Restitution for loss of government property	-	-	-	-	-	-	-	-	-	-	-	-	-	-	-	-	-	-	-	-	-	-	-	-	-	-	
Liquidated damages and similar claims	-	-	-	-	-	-	-	-	-	-	-	-	-	-	-	-	-	-	-	-	-	-	-	-	-	-	
Others (TEF, BTr Documentary Stamp Tax, etc.)	-	-	-	-	-	-	-	-	-	-	-	-	-	-	-	-	-	-	-	-	-	-	-	-	-	-	
<b>TOTAL NON-CASH DISBURSEMENTS</b>	-	-	-	-	-	-	-	-	-	-	-	-	-	-	-	-	-	-	-	-	-	-	-	-	-	-	
<b>GRAND TOTAL</b>	-	-	-	-	-	-	-	-	-	-	-	-	-	-	-	-	-	-	784,875.00	-	784,875.00	-	784,875.00	-	-	784,875.00	

SUMMARY:	Previous Report	This month	As at Date	Previous Report	This month	As at Date
Total Disbursement Authorities Received	25,176,168.00	-	25,176,168.00	Total Disbursements Program	25,176,168.00	25,176,168.00
NCA	25,176,168.00	-	25,176,168.00	Less: Actual Disbursements	19,946,611.64	20,731,486.64
NTA	-	-	-	(Over)/Under spending	<u>5,229,556.36</u>	<u>4,444,681.36</u>
Working Fund	-	-	-			
TRA	-	-	-			
CDC	-	-	-			
NCAA	-	-	-			
Less: Notice of Transfer of Allocations (NTA) issued	-	-	-			
<b>Total Disbursement Authorities Available</b>	<u>25,176,168.00</u>	<u>-</u>	<u>25,176,168.00</u>			
Less:						
Lapsed NCA Disbursements	19,946,611.64	784,875.00	20,731,486.64			
Less: Other Non-Cash Disbursements						
Disbursements effected through outright deductions from clai						
Overpayment of expenses						
Restitution for loss of government property						
Liquidated damages and similar claims						
Others (e.g., TEF, BTr Docs Stamp, etc.)						
Add/Less: Adjustments (e.g., cancelled/staled checks)						
<b>Balance of Disbursement Authorities as at date</b>	<u>5,229,556.36</u>	<u>(784,875.00)</u>	<u>4,444,681.36</u>			

Certified Correct:

  
ARNOLD T. EBREO  
Chief, Accounting Section

Approved By:

  
NESTOR D. DOMENDEN, CESO IV  
Executive Director III/OIC - Regional Executive Director


**MONTHLY REPORT OF DISBURSEMENTS**  
For the month of December 2021

Department: DEPARTMENT OF AGRICULTURE  
Agency/Entity: OSEC  
Operating Unit: RFO 1  
Organization Code: 05-001-03-00001  
Fund Cluster: 01 - Regular Agency Fund

Particulars	Current Year Budget					Prior Year's Budget											SUB- TOTAL	Trust Liabilities				Grand Total					Remarks
	PS	MOOE	FinEx	CO	TOTAL	Prior Years' Accounts Payable					Current Year's Accounts Payable					TOTAL		PS	MOOE	CO	TOTAL	PS	MOOE	FinEx	CO	TOTAL	
						PS	MOOE	FinEx	CO	Sub-Total	PS	MOOE	FinEx	CO	Sub-Total												
1	2	3	4	5	6	7	8	9	10	11	12	13	14	15	16	17	18	19	20	21	22	23	24	25	26	27	28
<b>CASH DISBURSEMENTS</b>																											
Notice of Cash Allocation (NCA)	25,215,690.56	675,495,645.79	-	93,251,623.21	793,962,959.56	-	13,426,338.61	-	28,408,202.47	41,834,541.08	-	16,993,322.65	-	33,463,238.17	50,456,560.82	92,291,101.90	886,254,061.46	-	-	-	-	25,215,690.56	705,915,307.05	-	155,123,063.85	886,254,061.46	
MDS Check Issued	6,805,417.75	491,511,989.33	-	50,085,465.90	548,402,872.98	-	2,522,200.52	-	13,386,067.45	15,908,267.97	-	8,735,608.25	-	19,822,818.53	28,558,426.78	44,466,694.75	592,869,567.73	-	-	-	-	6,805,417.75	502,769,798.10	-	83,294,351.88	592,869,567.73	
Advice to Debit Account	18,410,272.81	183,983,656.46	-	43,166,157.31	245,560,086.58	-	10,904,138.09	-	15,022,135.02	25,926,273.11	-	8,257,714.40	-	13,640,419.64	21,898,134.04	47,824,407.15	293,384,493.73	-	-	-	-	18,410,272.81	203,145,508.95	-	71,828,711.97	293,384,493.73	
Notice of Transfer Allocations (NTA)	-	-	-	-	-	-	-	-	-	-	-	-	-	-	-	-	-	-	-	-	-	-	-	-	-	-	
MDS Check Issued	-	-	-	-	-	-	-	-	-	-	-	-	-	-	-	-	-	-	-	-	-	-	-	-	-	-	
Advice to Debit Account	-	-	-	-	-	-	-	-	-	-	-	-	-	-	-	-	-	-	-	-	-	-	-	-	-	-	
Working Fund For FAPs	-	-	-	-	-	-	-	-	-	-	-	-	-	-	-	-	-	-	-	-	-	-	-	-	-	-	
Cash Disbursement Ceiling (CDC)	-	-	-	-	-	-	-	-	-	-	-	-	-	-	-	-	-	-	-	-	-	-	-	-	-	-	
<b>TOTAL CASH DISBURSEMENTS</b>	<b>25,215,690.56</b>	<b>675,495,645.79</b>	<b>-</b>	<b>93,251,623.21</b>	<b>793,962,959.56</b>	<b>-</b>	<b>13,426,338.61</b>	<b>-</b>	<b>28,408,202.47</b>	<b>41,834,541.08</b>	<b>-</b>	<b>16,993,322.65</b>	<b>-</b>	<b>33,463,238.17</b>	<b>50,456,560.82</b>	<b>92,291,101.90</b>	<b>886,254,061.46</b>	<b>-</b>	<b>-</b>	<b>-</b>	<b>-</b>	<b>25,215,690.56</b>	<b>705,915,307.05</b>	<b>-</b>	<b>155,123,063.85</b>	<b>886,254,061.46</b>	
<b>NON-CASH DISBURSEMENTS</b>																											
Tax Remittance Advices Issued (TRA)	827,362.56	438,254.13	-	895,806.72	2,161,423.41	-	308,184.63	-	304,509.68	612,694.31	-	195,164.72	-	955,169.73	1,150,334.45	1,763,028.76	3,924,452.17	-	-	-	-	827,362.56	941,603.48	-	2,155,486.13	3,924,452.17	
Non-Cash Availment Authority (NCAA)	-	-	-	-	-	-	-	-	-	-	-	-	-	-	-	-	-	-	-	-	-	-	-	-	-	-	
Disbursements effected through outright deductions from claims	-	-	-	-	-	-	-	-	-	-	-	-	-	-	-	-	-	-	-	-	-	-	-	-	-	-	
Overpayment of expenses	-	-	-	-	-	-	-	-	-	-	-	-	-	-	-	-	-	-	-	-	-	-	-	-	-	-	
Restitution for loss of government property	-	-	-	-	-	-	-	-	-	-	-	-	-	-	-	-	-	-	-	-	-	-	-	-	-	-	
Liquidated damages and similar claims	-	-	-	-	-	-	-	-	-	-	-	-	-	-	-	-	-	-	-	-	-	-	-	-	-	-	
Others (TEF, BTr Documentary Stamp Tax, NCA)	-	-	-	-	-	-	-	-	-	-	-	-	-	-	-	-	-	-	-	-	-	-	-	-	-	-	
<b>TOTAL NON-CASH DISBURSEMENTS</b>	<b>827,362.56</b>	<b>438,254.13</b>	<b>-</b>	<b>895,806.72</b>	<b>2,161,423.41</b>	<b>-</b>	<b>308,184.63</b>	<b>-</b>	<b>304,509.68</b>	<b>612,694.31</b>	<b>-</b>	<b>195,164.72</b>	<b>-</b>	<b>955,169.73</b>	<b>1,150,334.45</b>	<b>1,763,028.76</b>	<b>3,924,452.17</b>	<b>-</b>	<b>-</b>	<b>-</b>	<b>-</b>	<b>827,362.56</b>	<b>941,603.48</b>	<b>-</b>	<b>2,155,486.13</b>	<b>3,924,452.17</b>	
<b>GRAND TOTAL</b>	<b>26,043,053.12</b>	<b>675,933,899.92</b>	<b>-</b>	<b>94,147,429.93</b>	<b>796,124,382.97</b>	<b>-</b>	<b>13,734,523.24</b>	<b>-</b>	<b>28,712,712.15</b>	<b>42,447,235.39</b>	<b>-</b>	<b>17,188,487.37</b>	<b>-</b>	<b>34,418,407.90</b>	<b>51,606,895.27</b>	<b>94,054,130.66</b>	<b>890,178,513.63</b>	<b>-</b>	<b>-</b>	<b>-</b>	<b>-</b>	<b>26,043,053.12</b>	<b>706,856,910.53</b>	<b>-</b>	<b>157,278,549.98</b>	<b>890,178,513.63</b>	

SUMMARY:	Previous Report	This month	As at Date	Previous Report	This month	As at Date
<b>Total Disbursement Authorities Received</b>						
NCA	4,491,169,646.95	269,166,452.17	4,760,336,099.12			
NTA	3,078,717,100.00	265,242,000.00	3,343,959,100.00			
Working Fund	1,369,254,110.00		1,369,254,110.00			
TRA	43,198,436.95	3,924,452.17	47,122,889.12			
CDC						
NCAA						
Less: Notice of Transfer of Allocations (NTA) issued						
<b>Total Disbursement Authorities Available</b>	<b>4,491,169,646.95</b>	<b>269,166,452.17</b>	<b>4,760,336,099.12</b>			
Less:						
Lapsed NCA Disbursements	3,870,157,585.49	890,178,513.63	4,760,336,099.12			
Less: Other Non-Cash Disbursements						
Disbursements effected through outright deductions from claim						
Overpayment of expenses						
Restitution for loss of government property						
Liquidated damages and similar claims						
Others (e.g., TEF, BTr Docs Stamp, etc.)						
<b>Add/Less: Adjustments (e.g., cancelled/staled checks)</b>						
<b>Balance of Disbursement Authorities as at date</b>	<b>621,012,061.46</b>	<b>(621,012,061.46)</b>	<b>-</b>			

Certified Correct:

  
ARNOLD T. EBREO  
Chief, Accounting Section

Approved By:


  
NESTOR D. DOMENDEN, CESO IV  
Executive Director III/OIC - Regional Executive Director


MONTHLY REPORT OF DISBURSEMENTS  
For the month of December 2021

Department: DEPARTMENT OF AGRICULTURE  
Agency/Entity: OSEC  
Operating Unit: RFO 1  
Organization Code: 05-001-03-00001  
Fund Cluster: : 02 - Foreign Assisted Projects Fund

Particulars	Current Year Budget					Prior Year's Budget											SUB-TOTAL	Trust Liabilities				Grand Total					Remarks	
	PS	MOOE	FinEx	CO	TOTAL	Prior Years' Accounts Payable					Current Year's Accounts Payable					TOTAL		PS	MOOE	CO	TOTAL	PS	MOOE	FinEx	CO	TOTAL		
						PS	MOOE	FinEx	CO	Sub-Total	PS	MOOE	FinEx	CO	Sub-Total													PS
1	2	3	4	5	6	7	8	9	10	11	12	13	14	15	16	17	18	19	20	21	22	23	24	25	26	27	28	
<b>NO TRANSACTION</b>																												
CASH DISBURSEMENTS																												
Notice of Cash Allocation (NCA)	-	-	-	-	-	-	-	-	-	-	-	-	-	-	-	-	-	-	-	-	-	-	-	-	-	-	-	-
MDS Check Issued																												
Advice to Debit Account																												
Notice of Transfer Allocations (NTA)																												
MDS Check Issued																												
Advice to Debit Account																												
Working Fund For FAPs																												
Cash Disbursement Ceiling (CDC)																												
TOTAL CASH DISBURSEMENTS	-	-	-	-	-	-	-	-	-	-	-	-	-	-	-	-	-	-	-	-	-	-	-	-	-	-	-	-
NON-CASH DISBURSEMENTS																												
Tax Remittance Advices Issued (TRA)																												
Non-Cash Availment Authority (NCAA)																												
Disbursements effected through outright deductions from claims																												
Overpayment of expenses																												
Restitution for loss of government property																												
Liquidated damages and similar claims																												
Others (TEF, BTr Documentary Stamp Tax, etc.)																												
TOTAL NON-CASH DISBURSEMENTS	-	-	-	-	-	-	-	-	-	-	-	-	-	-	-	-	-	-	-	-	-	-	-	-	-	-	-	-
GRAND TOTAL	-	-	-	-	-	-	-	-	-	-	-	-	-	-	-	-	-	-	-	-	-	-	-	-	-	-	-	-

SUMMARY:	Previous Report	This month	As at Date	Previous Report	This month	As at Date
Total Disbursement Authorities Received				Total Disbursements Program		
NCA				Less: Actual Disbursements		
NTA						
Working Fund				(Over)/Under spending		
TRA						
CDC						
NCAA						
Less: Notice of Transfer of Allocations (NTA) issued						
Total Disbursement Authorities Available						
Less:						
Lapsed NCA Disbursements						
Less: Other Non-Cash Disbursements						
Disbursements effected through outright deductions from clai						
Overpayment of expenses						
Restitution for loss of government property						
Liquidated damages and similar claims						
Others (e.g., TEF, BTr Docs Stamp, etc.)						
Add/Less: Adjustments (e.g., cancelled/staled checks)						
Balance of Disbursement Authorities as at date						

Certified Correct:  
  
  
 \_\_\_\_\_  
 ARNOLD T. EBREO  
 Chief, Accounting Section

Approved By:  
  
  
 \_\_\_\_\_  
 NESTOR D. DOMENDEN, CESO IV  
 Executive Director III/OIC - Regional Executive Director






**MONTHLY REPORT OF DISBURSEMENTS**  
For the month of December 2021

Department: DEPARTMENT OF AGRICULTURE  
Agency/Entity: OSEC  
Operating Unit: RFO 1  
Organization Code: 05-001-03-00001  
Fund Cluster: 07 - Trust Receipts

Particulars	Current Year Budget					Prior Year's Budget										SUB- TOTAL	Trust Liabilities				Grand Total					Remarks	
	PS	MOOE	FinEx	CO	TOTAL	Prior Years' Accounts Payable					Current Year's Accounts Payable						TOTAL	PS	MOOE	CO	TOTAL	PS	MOOE	FinEx	CO		TOTAL
						PS	MOOE	FinEx	CO	Sub-Total	PS	MOOE	FinEx	CO	Sub-Total												
1	2	3	4	5	6	7	8	9	10	11	12	13	14	15	16	17	18	19	20	21	22	23	24	25	26	27	28
<b>CASH DISBURSEMENTS</b>																											
Notice of Cash Allocation (NCA)	-	-	-	-	-	-	-	-	-	-	-	-	-	-	-	-	-	-	4,444,681.36	-	4,444,681.36	-	4,444,681.36	-	-	4,444,681.36	
MDS Check Issued	-	-	-	-	-	-	-	-	-	-	-	-	-	-	-	-	-	-	4,444,681.36	-	4,444,681.36	-	-	-	-	4,444,681.36	
Advice to Debit Account	-	-	-	-	-	-	-	-	-	-	-	-	-	-	-	-	-	-	-	-	-	-	-	-	-	-	
Notice of Transfer Allocations (NTA)	-	-	-	-	-	-	-	-	-	-	-	-	-	-	-	-	-	-	-	-	-	-	-	-	-	-	
MDS Check Issued	-	-	-	-	-	-	-	-	-	-	-	-	-	-	-	-	-	-	-	-	-	-	-	-	-	-	
Advice to Debit Account	-	-	-	-	-	-	-	-	-	-	-	-	-	-	-	-	-	-	-	-	-	-	-	-	-	-	
Working Fund For FAPs	-	-	-	-	-	-	-	-	-	-	-	-	-	-	-	-	-	-	-	-	-	-	-	-	-	-	
Cash Disbursement Ceiling (CDC)	-	-	-	-	-	-	-	-	-	-	-	-	-	-	-	-	-	-	-	-	-	-	-	-	-	-	
<b>TOTAL CASH DISBURSEMENTS</b>	-	-	-	-	-	-	-	-	-	-	-	-	-	-	-	-	-	-	4,444,681.36	-	4,444,681.36	-	-	-	-	4,444,681.36	
<b>NON-CASH DISBURSEMENTS</b>																											
Tax Remittance Advices Issued (TRA)	-	-	-	-	-	-	-	-	-	-	-	-	-	-	-	-	-	-	-	-	-	-	-	-	-	-	
Non-Cash Availment Authority (NCAA)	-	-	-	-	-	-	-	-	-	-	-	-	-	-	-	-	-	-	-	-	-	-	-	-	-	-	
Disbursements effected through outright deductions from claims	-	-	-	-	-	-	-	-	-	-	-	-	-	-	-	-	-	-	-	-	-	-	-	-	-	-	
Overpayment of expenses	-	-	-	-	-	-	-	-	-	-	-	-	-	-	-	-	-	-	-	-	-	-	-	-	-	-	
Restitution for loss of government property	-	-	-	-	-	-	-	-	-	-	-	-	-	-	-	-	-	-	-	-	-	-	-	-	-	-	
Liquidated damages and similar claims	-	-	-	-	-	-	-	-	-	-	-	-	-	-	-	-	-	-	-	-	-	-	-	-	-	-	
Others (TEF, BTr Documentary Stamp Tax, etc.)	-	-	-	-	-	-	-	-	-	-	-	-	-	-	-	-	-	-	-	-	-	-	-	-	-	-	
<b>TOTAL NON-CASH DISBURSEMENTS</b>	-	-	-	-	-	-	-	-	-	-	-	-	-	-	-	-	-	-	-	-	-	-	-	-	-	-	
<b>GRAND TOTAL</b>	-	-	-	-	-	-	-	-	-	-	-	-	-	-	-	-	-	-	4,444,681.36	-	4,444,681.36	-	-	-	-	4,444,681.36	

SUMMARY:	Previous Report			This month			As at Date			Previous Report			This month			As at Date		
<b>Total Disbursement Authorities Received</b>		25,176,168.00	-			25,176,168.00			25,176,168.00				25,176,168.00		-			25,176,168.00
NCA		25,176,168.00				25,176,168.00			25,176,168.00				25,176,168.00					25,176,168.00
NTA																		
Working Fund																		
TRA																		
CDC																		
NCAA																		
Less: Notice of Transfer of Allocations (NTA) issued																		
<b>Total Disbursement Authorities Available</b>		25,176,168.00				25,176,168.00			25,176,168.00				25,176,168.00					25,176,168.00
Less:																		
Lapsed NCA Disbursements		20,731,486.64				20,731,486.64			20,731,486.64				20,731,486.64					20,731,486.64
Less: Other Non-Cash Disbursements																		
Disbursements effected through outright deductions from claim																		
Overpayment of expenses																		
Restitution for loss of government property																		
Liquidated damages and similar claims																		
Others (e.g., TEF, BTr Docs Stamp, etc.)																		
Add/Less: Adjustments (e.g., cancelled/staled checks)																		
<b>Balance of Disbursement Authorities as at date</b>		4,444,681.36				(4,444,681.36)			(4,444,681.36)				(4,444,681.36)					(4,444,681.36)

Certified Correct:

  
ARNOLD T. EBREO  
Chief, Accounting Section

Approved By:

  
NESTOR D. DOMENDEN, CESO IV  
Executive Director III/OIC - Regional Executive Director