

STATEMENT OF APPROPRIATIONS, ALLOTMENTS, OBLIGATIONS, DISBURSEMENTS AND BALANCES
As of the Quarter Ending December 31, 2011

Department : Department of Agriculture (DA)
Agency/Entity : Office of the Secretary
Operating Unit : Regional Field Office - I
Organization Code (UACS) : 05 001 0300001
Fund Cluster : 01 - Regular Agency Fund

Table with 3 rows and 2 columns: X Current Year Appropriations, Supplemental Appropriations, Continuing Appropriations

Main data table with columns: Particulars, UACS CODE, Appropriation, Allotments, Current Year Obligations (1st-4th Quarter Ending, Total), Current Year Disbursements (1st-4th Quarter Ending, Total), Balances (Unreleased, Obligated, Unpaid Obligations).

STATEMENT OF APPROPRIATIONS, ALLOTMENTS, OBLIGATIONS, DISBURSEMENTS AND BALANCES
As of the Quarter Ending December 31, 2021

Department : Department of Agriculture (DA)
Agency/Entity : Office of the Secretary
Operating Unit : Regional Field Office - I
Organization Code (UACS) : 05 001 0300001
Fund Cluster : 01 - Regular Agency Fund

Table with 2 columns: Category and Amount. X Current Year Appropriations, Supplemental Appropriations, Continuing Appropriations.

Main data table with columns: Particulars, UACS CODE, Appropriation, Allotments, Current Year Obligations (1st-4th Quarter, Total), Current Year Disbursements (1st-4th Quarter, Total), Balances (Unreleased, Obligated, Unpaid Obligations).

STATEMENT OF APPROPRIATIONS, ALLOTMENTS, OBLIGATIONS, DISBURSEMENTS AND BALANCES
As of the Quarter Ending December 31, 2021

Department : Department of Agriculture (DA)
Agency/Entity : Office of the Secretary
Operating Unit : Regional Field Office - I
Organization Code (UACS) : 05 001 0300001
Fund Cluster : 01 - Regular Agency Fund

Table with 2 columns: X (Current Year Appropriations), Supplemental Appropriations, Continuing Appropriations

Main data table with columns: Particulars, UACS CODE, Appropriation, Allotments, Current Year Obligations (1st-4th Quarter, Total), Current Year Disbursements (1st-4th Quarter, Total), Balances (Unreleased, Obligated, Unpaid Obligations)

Recapitulation by OO: Summary table for various programs like Agency Specific Budget, Technical Support Services, Agricultural Machinery, etc.

Certified Correct:

RUEL L. RIVERA
OIC - Budget Section

Certified Correct:

ARNOLD T. EBREO
Chief, Accounting Section

Recommending Approval:

JACINTA MARISSA D. OLANAN
OIC - Administrative and Finance Division

Approved by:

NESTOR D. DOMENEN, CESO IV
Executive Director III/OIC - Regional Executive Director

STATEMENT OF APPROPRIATIONS, ALLOTMENTS, OBLIGATIONS, DISBURSEMENTS AND BALANCES
As of the Quarter Ending December 31, 2021

Department : Department of Agriculture (DA)
 Agency/Entity : Office of the Secretary
 Operating Unit : Regional Field Office - I
 Organization Code (UACS) : 05 001 0300001
 Fund Cluster : 01 - Regular Agency Fund - Unprogrammed Appropriations


X	Current Year Appropriations
	Supplemental Appropriations
	Continuing Appropriations

Particulars	UACS CODE	Appropriation			Allotments		Current Year Obligations					Current Year Disbursements				Balances							
		Authorized Appropriation	Adjustments (Transfer To)/From, Modifications/Augmentations)	Adjusted Appropriations	Allotments Received	Adjustments (Reductions, Modifications/Augmentations)	Transfer To	Transfer From	Adjusted Total Allotments	1st Quarter	2nd Quarter	3rd Quarter	4th Quarter	Total	1st Quarter	2nd Quarter	3rd Quarter	4th Quarter	Total	Unreleased Appropriations	Unobligated Allotment	Unpaid Obligations (15-20) = (23+24)	
										Ending Mar. 31	Ending June 30	Ending Sept. 30	Ending Dec. 31		Ending Mar. 31	Ending June 30	Ending Sept. 30	Ending Dec. 31				Due and Demandable	Not Yet Due and Demandable
1	2	3	4	5=(3+4)	6	7	8	9	10=[(6+7)-8+9]	11	12	13	14	15=[(11+12+13+14)]	16	17	18	19	20=[(16+17+18+19)]	21=(5-10)	22=(10-15)	23	24
III. Special Purpose Fund		0.00	993,076,110.00	993,076,110.00	0.00	0.00	0.00	993,076,110.00	993,076,110.00	0.00	0.00	0.00	993,076,110.00	993,076,110.00	0.00	0.00	0.00	993,076,110.00	993,076,110.00	0.00	0.00	0.00	0.00
Support for Infrastructure Projects and Social Programs	1105422	0.00	993,076,110.00	993,076,110.00	0.00	0.00	0.00	993,076,110.00	993,076,110.00	0.00	0.00	0.00	993,076,110.00	993,076,110.00	0.00	0.00	0.00	993,076,110.00	993,076,110.00	0.00	0.00	0.00	0.00
Operations	3000000000000000	0.00	993,076,110.00	993,076,110.00	0.00	0.00	0.00	993,076,110.00	993,076,110.00	0.00	0.00	0.00	993,076,110.00	993,076,110.00	0.00	0.00	0.00	993,076,110.00	993,076,110.00	0.00	0.00	0.00	0.00
op : Productivity in the agricultural sector	3100000000000000	0.00	993,076,110.00	993,076,110.00	0.00	0.00	0.00	993,076,110.00	993,076,110.00	0.00	0.00	0.00	993,076,110.00	993,076,110.00	0.00	0.00	0.00	993,076,110.00	993,076,110.00	0.00	0.00	0.00	0.00
LOCALLY-FUNDED AND FOREIGN-ASSISTED	3105000000000000	0.00	993,076,110.00	993,076,110.00	0.00	0.00	0.00	993,076,110.00	993,076,110.00	0.00	0.00	0.00	993,076,110.00	993,076,110.00	0.00	0.00	0.00	993,076,110.00	993,076,110.00	0.00	0.00	0.00	0.00
Financial Subsidy to Rice Farmers	310500200038000	0.00	993,076,110.00	993,076,110.00	0.00	0.00	0.00	993,076,110.00	993,076,110.00	0.00	0.00	0.00	993,076,110.00	993,076,110.00	0.00	0.00	0.00	993,076,110.00	993,076,110.00	0.00	0.00	0.00	0.00
MOOE		0.00	993,076,110.00	993,076,110.00	0.00	0.00	0.00	993,076,110.00	993,076,110.00	0.00	0.00	0.00	993,076,110.00	993,076,110.00	0.00	0.00	0.00	993,076,110.00	993,076,110.00	0.00	0.00	0.00	0.00
FINEX		0.00	0.00	0.00	0.00	0.00	0.00	0.00	0.00	0.00	0.00	0.00	0.00	0.00	0.00	0.00	0.00	0.00	0.00	0.00	0.00	0.00	0.00
CO		0.00	0.00	0.00	0.00	0.00	0.00	0.00	0.00	0.00	0.00	0.00	0.00	0.00	0.00	0.00	0.00	0.00	0.00	0.00	0.00	0.00	0.00
GRAND TOTAL		0.00	993,076,110.00	993,076,110.00	0.00	0.00	0.00	993,076,110.00	993,076,110.00	0.00	0.00	0.00	993,076,110.00	993,076,110.00	0.00	0.00	0.00	993,076,110.00	993,076,110.00	0.00	0.00	0.00	0.00
PS		0.00	0.00	0.00	0.00	0.00	0.00	0.00	0.00	0.00	0.00	0.00	0.00	0.00	0.00	0.00	0.00	0.00	0.00	0.00	0.00	0.00	0.00
MOOE		0.00	993,076,110.00	993,076,110.00	0.00	0.00	0.00	993,076,110.00	993,076,110.00	0.00	0.00	0.00	993,076,110.00	993,076,110.00	0.00	0.00	0.00	993,076,110.00	993,076,110.00	0.00	0.00	0.00	0.00
FinEX		0.00	0.00	0.00	0.00	0.00	0.00	0.00	0.00	0.00	0.00	0.00	0.00	0.00	0.00	0.00	0.00	0.00	0.00	0.00	0.00	0.00	0.00
CO		0.00	0.00	0.00	0.00	0.00	0.00	0.00	0.00	0.00	0.00	0.00	0.00	0.00	0.00	0.00	0.00	0.00	0.00	0.00	0.00	0.00	0.00


Certified Correct:


RUEL L. RIVERA
 OIC - Budget Section

Certified Correct:


ARNOLD T. EBREO
 Chief, Accounting Section

Recommending Approval:


JACINTA MARISSA D. DALAN
 OIC - Administrative and Finance Division

Approved by:


NESTOR D. DOMENDEN, CESO IV
 Executive Director III/OIC - Regional Executive Director

**STATEMENT OF APPROPRIATIONS, ALLOTMENTS, OBLIGATIONS, DISBURSEMENTS AND BALANCES
As of the Quarter Ending December 31, 2021**

Department : Department of Agriculture (DA)
 Agency/Entity : Office of the Secretary
 Operating Unit : Regional Field Office - I
 Organization Code (UACS) : 05 001 0300001
 Fund Cluster : 01 - Regular Agency Fund

	Current Year Appropriations
	Supplemental Appropriations
X	Continuing Appropriations

Particulars	UACS CODE	Appropriation			Allotments			Current Year Obligations					Current Year Disbursements				Balances						
		Authorized Appropriation	Adjustments (To)/From, Modifications/Augmentations)	Adjusted Appropriations	Allotments Received	Adjustments (Reductions, Modifications/Augmentations)	Transfer To	Transfer From	Adjusted Total Allotments	1st Quarter Ending	2nd Quarter Ending	3rd Quarter Ending	4th Quarter Ending	Total	1st Quarter Ending	2nd Quarter Ending	3rd Quarter Ending	4th Quarter Ending	Total	Unreleased Appropriations	Unobligated Allotment	Unpaid Obligations (15-20) = (23+24)	
										March 31	June 30	September 30	December 31		March 31	June 30	September 30	December 31				21=[5-10]	22=[10-15]
PSS on the Promotion and Development of Organic Agriculture Program	310101100005000	0.00	8,000.00	8,000.00	8,000.00	0.00	0.00	8,000.00	7,875.00	0.00	0.00	0.00	7,875.00	0.00	7,875.00	0.00	0.00	7,875.00	0.00	0.00	125.00	0.00	0.00
MOOE			8,000.00	8,000.00	8,000.00			8,000.00	7,875.00				7,875.00		7,875.00			7,875.00			125.00		
CO			0.00	0.00	0.00			0.00	0.00				0.00		0.00			0.00			0.00		
Market development services	310102100007000	0.00	5,000.00	5,000.00	5,000.00	0.00	0.00	5,000.00	0.00	0.00	0.00	0.00	0.00	0.00	0.00	0.00	0.00	0.00	0.00	0.00	5,000.00	0.00	0.00
MOOE			0.00	0.00	0.00			0.00	0.00				0.00		0.00			0.00			0.00		
CO			5,000.00	5,000.00	5,000.00			5,000.00	0.00				0.00		0.00			5,000.00			0.00		
Sub-Total III. Special Purpose Fund		0.00	4,478,608.10	4,478,608.10	4,478,608.10	0.00	0.00	4,478,608.10	3,550,275.00	802,950.00	0.00	0.00	4,353,225.00	0.00	4,220,041.50	113,149.50	0.00	4,333,191.00	0.00	0.00	125,383.10	0.00	20,034.00
PS		0.00	0.00	0.00	0.00	0.00	0.00	0.00	0.00	0.00	0.00	0.00	0.00	0.00	0.00	0.00	0.00	0.00	0.00	0.00	0.00	0.00	0.00
MOOE		0.00	4,461,230.10	4,461,230.10	4,461,230.10	0.00	0.00	4,461,230.10	3,550,275.00	802,950.00	0.00	0.00	4,353,225.00	0.00	4,220,041.50	113,149.50	0.00	4,333,191.00	0.00	0.00	108,005.10	0.00	20,034.00
FINEX		0.00	0.00	0.00	0.00	0.00	0.00	0.00	0.00	0.00	0.00	0.00	0.00	0.00	0.00	0.00	0.00	0.00	0.00	0.00	0.00	0.00	0.00
CO		0.00	17,378.00	17,378.00	17,378.00	0.00	0.00	17,378.00	0.00	0.00	0.00	0.00	0.00	0.00	0.00	0.00	0.00	0.00	0.00	0.00	17,378.00	0.00	0.00
GRAND TOTAL		5,033,000.00	48,519,387.36	53,552,387.36	39,830,991.36	(5,439,911.00)	0.00	19,161,307.00	53,552,387.36	5,607,496.26	5,459,902.34	7,140,320.70	22,143,763.94	40,351,483.24	452,417.54	6,018,602.86	2,898,517.65	17,782,407.30	27,151,945.35	0.00	13,200,904.12	2,174,122.17	11,025,415.72
PS		0.00	0.00	0.00	0.00	0.00	0.00	0.00	0.00	0.00	0.00	0.00	0.00	0.00	0.00	0.00	0.00	0.00	0.00	0.00	0.00	0.00	0.00
MOOE		2,623,000.00	35,871,787.24	38,494,787.24	30,677,125.24	(4,183,645.00)	0.00	12,001,307.00	38,494,787.24	5,607,496.26	3,899,816.26	4,641,320.70	12,609,239.71	26,757,872.93	452,417.54	5,672,102.86	2,604,909.65	14,388,419.22	23,117,849.27	0.00	11,736,914.31	1,247,790.58	2,392,233.08
FINEX		0.00	0.00	0.00	0.00	0.00	0.00	0.00	0.00	0.00	0.00	0.00	0.00	0.00	0.00	0.00	0.00	0.00	0.00	0.00	0.00	0.00	0.00
CO		2,410,000.00	12,647,600.12	15,057,600.12	9,153,866.12	(1,256,266.00)	0.00	7,160,000.00	15,057,600.12	0.00	1,560,086.08	2,499,000.00	9,534,524.23	13,593,610.31	0.00	346,500.00	293,608.00	3,393,988.08	4,034,096.08	0.00	1,463,989.81	926,331.59	8,633,182.64


Recapitulation by OO:

I. Agency Specific Budget	UACS CODE	Authorized Appropriation	Adjustments (To)/From, Modifications/Augmentations)	Adjusted Appropriations	Allotments Received	Adjustments (Reductions, Modifications/Augmentations)	Transfer To	Transfer From	Adjusted Total Allotments	1st Quarter Ending	2nd Quarter Ending	3rd Quarter Ending	4th Quarter Ending	Total	1st Quarter Ending	2nd Quarter Ending	3rd Quarter Ending	4th Quarter Ending	Total	Unreleased Appropriations	Unobligated Allotment	Due and Demandable	Not Yet Due and Demandable
TECHNICAL AND SUPPORT SERVICES PROGRAM	310100000000000	2,623,000.00	7,629,478.18	10,252,478.18	15,992,287.18	(5,739,809.00)	0.00	0.00	10,252,478.18	1,126,808.69	1,139,965.08	0.00	3,191,370.00	5,458,143.77	253,008.40	1,275,640.29	47,826.34	3,715,993.58	5,292,468.61	0.00	4,794,334.41	0.00	165,675.16
AGRICULTURAL MACHINERY, EQUIPMENT, FACILITIES AND INFRASTRUCTURES PROGRAM	310200000000000	2,410,000.00	1,732,691.31	4,142,691.31	1,805,661.31	2,337,030.00	0.00	0.00	4,142,691.31	0.00	34,025.60	0.00	2,459,500.23	2,493,525.83	0.00	0.00	0.00	0.00	2,493,525.83	0.00	1,649,165.48	926,331.59	1,567,194.24
AGRICULTURE AND FISHERY POLICY PROGRAM	310300000000000	0.00	0.00	0.00	0.00	0.00	0.00	0.00	0.00	0.00	0.00	0.00	0.00	0.00	0.00	0.00	0.00	0.00	0.00	0.00	0.00	0.00	0.00
AGRICULTURE AND FISHERY REGULATORY SUPPORT PROGRAM	310400000000000	0.00	20,236.00	20,236.00	45,426.00	(25,190.00)	0.00	0.00	20,236.00	20,223.64	0.00	0.00	0.00	20,223.64	0.00	20,223.64	0.00	0.00	20,223.64	0.00	12.36	0.00	0.00
LOCALLY-FUNDED AND FOREIGN-ASSISTED PROGRAM	310500000000000	0.00	29,088,695.00	29,088,695.00	9,940,000.00	(12,612.00)	0.00	19,161,307.00	29,088,695.00	0.00	3,472,961.66	7,140,320.70	15,743,970.98	26,357,253.34	0.00	4,405.66	2,668,716.46	13,525,785.37	16,198,907.49	0.00	2,731,441.66	1,038,496.40	9,119,849.45

Certified Correct:


RUBEN L. RIVERA
 OIC - Budget Section

Certified Correct:


ARNOLD T. EBREO
 Chief, Accounting Section

Recommending Approval:


JACINTA MARISSA D. OLALAN
 OIC - Administrative and Finance Division

Approved by:


NESTOR D. DOMENDEN, CESO IV
 Executive Director III/OIC - Regional Executive Director

