


MONTHLY REPORT OF DISBURSEMENTS
For the month of April 2021

Department: DEPARTMENT OF AGRICULTURE
Agency/Entity: OSEC
Operating Unit: RFO 1
Organization Code: 05-001-03-00001
Fund Cluster: 01 - Regular Agency Fund

Particulars	Current Year Budget					Prior Year's Budget											SUB-TOTAL	Trust Liabilities				Grand Total					Remarks
	PS	MOOE	FinEx	CO	TOTAL	Prior Years' Accounts Payable					Current Year's Accounts Payable					TOTAL		PS	MOOE	CO	TOTAL	PS	MOOE	FinEx	CO	TOTAL	
						PS	MOOE	FinEx	CO	Sub-Total	PS	MOOE	FinEx	CO	Sub-Total												
1	2	3	4	5	6	7	8	9	10	11	12	13	14	15	16	17	18	19	20	21	22	23	24	25	26	27	28
CASH DISBURSEMENTS																											
Notice of Cash Allocation (NCA)	12,709,646.21	8,747,911.02	-	-	21,457,557.23	-	25,651,895.95	-	20,406,349.95	46,058,245.90	-	1,360,144.33	-	5,990,209.87	7,350,354.20	53,408,600.10	74,866,157.33	-	-	-	-	12,709,646.21	35,759,951.30	-	26,396,559.82	74,866,157.33	
MDS Check Issued	3,939,308.31	2,056,314.65			5,995,622.96		55,000.00			55,000.00						55,000.00	6,050,622.96					3,939,308.31	2,111,314.65			6,050,622.96	
Advice to Debit Account	8,770,337.90	6,691,596.37			15,461,934.27		25,596,895.95		20,406,349.95	46,003,245.90		1,360,144.33		5,990,209.87	7,350,354.20	53,353,600.10	68,815,534.37					8,770,337.90	33,648,636.65		26,396,559.82	68,815,534.37	
Notice of Transfer Allocations (NTA)	-	10,610,000.00			10,610,000.00												10,610,000.00									10,610,000.00	
MDS Check Issued		10,610,000.00			10,610,000.00												10,610,000.00									10,610,000.00	
Advice to Debit Account																											
Working Fund For FAPs																											
Cash Disbursement Ceiling (CDC)																											
TOTAL CASH DISBURSEMENTS	12,709,646.21	19,357,911.02			32,067,557.23		25,651,895.95		20,406,349.95	46,058,245.90		1,360,144.33		5,990,209.87	7,350,354.20	53,408,600.10	85,476,157.33					12,709,646.21	46,369,951.30		26,396,559.82	85,476,157.33	
NON-CASH DISBURSEMENTS																											
Tax Remittance Advices Issued (TRA)	802,465.29	138,960.86			941,426.15		1,812,334.83		2,150,001.81	3,962,336.64		38,992.90			38,992.90	4,001,329.54	4,942,755.69					802,465.29	1,990,288.59		2,150,001.81	4,942,755.69	
Non-Cash Availment Authority (NCAA)																											
Disbursements effected through outright deductions from claims																											
Overpayment of expenses																											
Restitution for loss of government property																											
Liquidated damages and similar claims																											
Others (TEF, BTr Documentary Stamp Tax, NCAA)																											
TOTAL NON-CASH DISBURSEMENTS	802,465.29	138,960.86			941,426.15		1,812,334.83		2,150,001.81	3,962,336.64		38,992.90			38,992.90	4,001,329.54	4,942,755.69					802,465.29	1,990,288.59		2,150,001.81	4,942,755.69	
GRAND TOTAL	13,512,111.50	19,496,871.88			33,008,983.38		27,464,230.78		22,556,351.76	50,020,582.54		1,399,137.23		5,990,209.87	7,389,347.10	57,409,929.64	90,418,913.02					13,512,111.50	48,360,239.89		28,546,561.63	90,418,913.02	

SUMMARY:	Previous Report			This month			As at Date			Total Disbursements Program	Previous Report			This month			As at Date		
Total Disbursement Authorities Received		650,535,117.89		283,241,960.69		933,777,078.58				Total Disbursements Program	650,535,117.89		283,241,960.69		933,777,078.58				
NCA		646,860,062.00		267,689,205.00		914,549,267.00				Less: Actual Disbursements	650,535,117.89		90,418,913.02		740,954,030.91				
NTA				10,610,000.00		10,610,000.00													
Working Fund										(Over)/Under spending			192,823,047.67		192,823,047.67				
TRA		3,675,055.89		4,942,755.69		8,617,811.58													
CDC																			
NCAA																			
Less: Notice of Transfer of Allocations (NTA) issued																			
Total Disbursement Authorities Available		650,535,117.89		283,241,960.69		933,777,078.58													
Less:																			
Lapsed NCA Disbursements		650,535,117.89		90,418,913.02		740,954,030.91													
Less: Other Non-Cash Disbursements																			
Disbursements effected through outright deductions from claim																			
Overpayment of expenses																			
Restitution for loss of government property																			
Liquidated damages and similar claims																			
Others (e.g., TEF, BTr Docs Stamp, etc.)																			
Add/Less: Adjustments (e.g., cancelled/staled checks)																			
Balance of Disbursement Authorities as at date				192,823,047.67		192,823,047.67													

Certified Correct:


ARNOLD T. EBREO
Chief, Accounting Section

Approved By:


NESTOR D. DOMENDEN, CESO IV
OIC, Regional Executive Director

MONTHLY REPORT OF DISBURSEMENTS
For the month of April 2021


Department: DEPARTMENT OF AGRICULTURE
Agency/Entity: OSEC
Operating Unit: RFO 1
Organization Code: 05-001-03-00001
Fund Cluster: : 02 - Foreign Assisted Projects Fund

Particulars	Current Year Budget					Prior Year's Budget											SUB- TOTAL	Trust Liabilities				Grand Total					Remarks
	PS	MOOE	FinEx	CO	TOTAL	Prior Years' Accounts Payable					Current Year's Accounts Payable					TOTAL		PS	MOOE	CO	TOTAL	PS	MOOE	FinEx	CO	TOTAL	
						PS	MOOE	FinEx	CO	Sub-Total	PS	MOOE	FinEx	CO	Sub-Total												
1	2	3	4	5	6	7	8	9	10	11	12	13	14	15	16	17	18	19	20	21	22	23	24	25	26	27	28
CASH DISBURSEMENTS																											
Notice of Cash Allocation (NCA)	-	-	-	-	-	-	-	-	-	-	-	-	-	-	-	-	-	-	-	-	-	-	-	-	-	-	-
MDS Check Issued	-	-	-	-	-	-	-	-	-	-	-	-	-	-	-	-	-	-	-	-	-	-	-	-	-	-	-
Advice to Debit Account	-	-	-	-	-	-	-	-	-	-	-	-	-	-	-	-	-	-	-	-	-	-	-	-	-	-	-
Notice of Transfer Allocations (NTA)	-	-	-	-	-	-	-	-	-	-	-	-	-	-	-	-	-	-	-	-	-	-	-	-	-	-	-
MDS Check Issued	-	-	-	-	-	-	-	-	-	-	-	-	-	-	-	-	-	-	-	-	-	-	-	-	-	-	-
Advice to Debit Account	-	-	-	-	-	-	-	-	-	-	-	-	-	-	-	-	-	-	-	-	-	-	-	-	-	-	-
Working Fund For FAPs	-	-	-	-	-	-	-	-	-	-	-	-	-	-	-	-	-	-	-	-	-	-	-	-	-	-	-
Cash Disbursement Ceiling (CDC)	-	-	-	-	-	-	-	-	-	-	-	-	-	-	-	-	-	-	-	-	-	-	-	-	-	-	-
TOTAL CASH DISBURSEMENTS	-	-	-	-	-	-	-	-	-	-	-	-	-	-	-	-	-	-	-	-	-	-	-	-	-	-	-
NON-CASH DISBURSEMENTS																											
Tax Remittance Advices Issued (TRA)	-	-	-	-	-	-	-	-	-	-	-	-	-	-	-	-	-	-	-	-	-	-	-	-	-	-	-
Non-Cash Availment Authority (NCAA)	-	-	-	-	-	-	-	-	-	-	-	-	-	-	-	-	-	-	-	-	-	-	-	-	-	-	-
Disbursements effected through outright deductions from claims	-	-	-	-	-	-	-	-	-	-	-	-	-	-	-	-	-	-	-	-	-	-	-	-	-	-	-
Overpayment of expenses	-	-	-	-	-	-	-	-	-	-	-	-	-	-	-	-	-	-	-	-	-	-	-	-	-	-	-
Restitution for loss of government property	-	-	-	-	-	-	-	-	-	-	-	-	-	-	-	-	-	-	-	-	-	-	-	-	-	-	-
Liquidated damages and similar claims	-	-	-	-	-	-	-	-	-	-	-	-	-	-	-	-	-	-	-	-	-	-	-	-	-	-	-
Others (TEF, BTr Documentary Stamp Tax, etc.)	-	-	-	-	-	-	-	-	-	-	-	-	-	-	-	-	-	-	-	-	-	-	-	-	-	-	-
TOTAL NON-CASH DISBURSEMENTS	-	-	-	-	-	-	-	-	-	-	-	-	-	-	-	-	-	-	-	-	-	-	-	-	-	-	-
GRAND TOTAL	-	-	-	-	-	-	-	-	-	-	-	-	-	-	-	-	-	-	-	-	-	-	-	-	-	-	-

NO TRANSACTION

SUMMARY:	Previous Report	This month	As at Date	Previous Report	This month	As at Date
Total Disbursement Authorities Received	-	-	-	-	-	-
NCA	-	-	-	-	-	-
NTA	-	-	-	-	-	-
Working Fund	-	-	-	-	-	-
TRA	-	-	-	-	-	-
CDC	-	-	-	-	-	-
NCAA	-	-	-	-	-	-
Less: Notice of Transfer of Allocations (NTA) issued	-	-	-	-	-	-
Total Disbursement Authorities Available	-	-	-	-	-	-
Less:						
Lapsed NCA Disbursements	-	-	-	-	-	-
Less: Other Non-Cash Disbursements						
Disbursements effected through outright deductions from clai						
Overpayment of expenses						
Restitution for loss of government property						
Liquidated damages and similar claims						
Others (e.g., TEF, BTr Docs Stamp, etc.)						
Add/Less: Adjustments (e.g., cancelled/staled checks)						
Balance of Disbursement Authorities as at date						

Certified Correct:


ARNOLD T. EBREO
Chief, Accounting Section

Approved By:


NESTOR D. DOMENDEN, CESO IV
OIC, Regional Executive Director

MONTHLY REPORT OF DISBURSEMENTS
For the month of April 2021

Department: DEPARTMENT OF AGRICULTURE
Agency/Entity: OSEC
Operating Unit: RFO 1
Organization Code: 05-001-03-00001
Fund Cluster: 07 - Trust Receipts

Particulars	Current Year Budget					Prior Year's Budget										SUB-TOTAL	Trust Liabilities				Grand Total					Remarks	
	PS	MOOE	FinEx	CO	TOTAL	Prior Years' Accounts Payable					Current Year's Accounts Payable						PS	MOOE	CO	TOTAL	PS	MOOE	FinEx	CO	TOTAL		
						PS	MOOE	FinEx	CO	Sub-Total	PS	MOOE	FinEx	CO	Sub-Total												TOTAL
1	2	3	4	5	6	7	8	9	10	11	12	13	14	15	16	17	18	19	20	21	22	23	24	25	26	27	28
CASH DISBURSEMENTS																											
Notice of Cash Allocation (NCA)	-	-	-	-	-	-	-	-	-	-	-	-	-	-	-	-	-	-	-	-	-	-	-	-	-	-	-
MDS Check Issued	-	-	-	-	-	-	-	-	-	-	-	-	-	-	-	-	-	-	-	-	-	-	-	-	-	-	-
Advice to Debit Account	-	-	-	-	-	-	-	-	-	-	-	-	-	-	-	-	-	-	-	-	-	-	-	-	-	-	-
Notice of Transfer Allocations (NTA)	-	-	-	-	-	-	-	-	-	-	-	-	-	-	-	-	-	-	-	-	-	-	-	-	-	-	-
MDS Check Issued	-	-	-	-	-	-	-	-	-	-	-	-	-	-	-	-	-	-	-	-	-	-	-	-	-	-	-
Advice to Debit Account	-	-	-	-	-	-	-	-	-	-	-	-	-	-	-	-	-	-	-	-	-	-	-	-	-	-	-
Working Fund For FAPs	-	-	-	-	-	-	-	-	-	-	-	-	-	-	-	-	-	-	-	-	-	-	-	-	-	-	-
Cash Disbursement Ceiling (CDC)	-	-	-	-	-	-	-	-	-	-	-	-	-	-	-	-	-	-	-	-	-	-	-	-	-	-	-
TOTAL CASH DISBURSEMENTS	-	-	-	-	-	-	-	-	-	-	-	-	-	-	-	-	-	-	-	-	-	-	-	-	-	-	-
NON-CASH DISBURSEMENTS																											
Tax Remittance Advices Issued (TRA)	-	-	-	-	-	-	-	-	-	-	-	-	-	-	-	-	-	-	-	-	-	-	-	-	-	-	-
Non-Cash Availment Authority (NCAA)	-	-	-	-	-	-	-	-	-	-	-	-	-	-	-	-	-	-	-	-	-	-	-	-	-	-	-
Disbursements effected through outright deductions from claims	-	-	-	-	-	-	-	-	-	-	-	-	-	-	-	-	-	-	-	-	-	-	-	-	-	-	-
Overpayment of expenses	-	-	-	-	-	-	-	-	-	-	-	-	-	-	-	-	-	-	-	-	-	-	-	-	-	-	-
Restitution for loss of government property	-	-	-	-	-	-	-	-	-	-	-	-	-	-	-	-	-	-	-	-	-	-	-	-	-	-	-
Liquidated damages and similar claims	-	-	-	-	-	-	-	-	-	-	-	-	-	-	-	-	-	-	-	-	-	-	-	-	-	-	-
Others (TEF, BTr Documentary Stamp Tax, etc.)	-	-	-	-	-	-	-	-	-	-	-	-	-	-	-	-	-	-	-	-	-	-	-	-	-	-	-
TOTAL NON-CASH DISBURSEMENTS	-	-	-	-	-	-	-	-	-	-	-	-	-	-	-	-	-	-	-	-	-	-	-	-	-	-	-
GRAND TOTAL	-	-	-	-	-	-	-	-	-	-	-	-	-	-	-	-	-	-	-	-	-	-	-	-	-	-	-

SUMMARY:	Previous Report			This month			As at Date			Total Disbursements Program	Previous Report			This month			As at Date		
Total Disbursement Authorities Received		25,176,168.00	-		25,176,168.00	-		25,176,168.00		25,176,168.00	-		25,176,168.00	-		25,176,168.00	-		
NCA		25,176,168.00	-		25,176,168.00	-		25,176,168.00			-			-			-		
NTA			-			-					-			-			-		
Working Fund			-			-					-			-			-		
TRA			-			-					-			-			-		
CDC			-			-					-			-			-		
NCAA			-			-					-			-			-		
Less: Notice of Transfer of Allocations (NTA) issued			-			-					-			-			-		
Total Disbursement Authorities Available		25,176,168.00	-		25,176,168.00	-		25,176,168.00			-			-			-		
Less:			-			-					-			-			-		
Lapsed NCA Disbursements		5,161,800.25	-		5,161,800.25	-		5,161,800.25			-			-			-		
Less: Other Non-Cash Disbursements			-			-					-			-			-		
Disbursements effected through outright deductions from clai			-			-					-			-			-		
Overpayment of expenses			-			-					-			-			-		
Restitution for loss of government property			-			-					-			-			-		
Liquidated damages and similar claims			-			-					-			-			-		
Others (e.g., TEF, BTr Docs Stamp, etc.)			-			-					-			-			-		
Add/Less: Adjustments (e.g., cancelled/staled checks)			-			-					-			-			-		
Balance of Disbursement Authorities as at date		<u>20,014,367.75</u>	-		<u>20,014,367.75</u>	-		<u>20,014,367.75</u>			-			-			-		

Certified Correct:



 ARNOLD T. EBREO
 Chief, Accounting Section

Approved By:



 NESTOR D. DOMENDEN, CESO IV
 OIC, Regional Executive Director


MONTHLY REPORT OF DISBURSEMENTS
For the month of May 2021

Department: DEPARTMENT OF AGRICULTURE
Agency/Entity: OSEC
Operating Unit: RFO 1
Organization Code: 05-001-03-00001
Fund Cluster: 01 - Regular Agency Fund

Particulars	Current Year Budget					Prior Year's Budget											SUB- TOTAL	Trust Liabilities				Grand Total					Remarks
	PS	MOOE	FinEx	CO	TOTAL	Prior Years' Accounts Payable					Current Year's Accounts Payable					TOTAL		PS	MOOE	CO	TOTAL	PS	MOOE	FinEx	CO	TOTAL	
						PS	MOOE	FinEx	CO	Sub-Total	PS	MOOE	FinEx	CO	Sub-Total												
1	2	3	4	5	6	7	8	9	10	11	12	13	14	15	16	17	18	19	20	21	22	23	24	25	26	27	28
CASH DISBURSEMENTS																											
Notice of Cash Allocation (NCA)	20,710,965.49	23,841,035.83	-	-	44,552,001.32	-	33,240,309.32	-	37,222,061.15	70,462,370.47	-	3,200,745.25	-	1,268,687.50	4,469,432.75	74,931,803.22	119,483,804.54	-	-	-	-	20,710,965.49	60,282,090.40	-	38,490,748.65	119,483,804.54	
MDS Check Issued	5,324,631.88	6,627,826.09	-	-	11,952,457.97	-	6,137,775.00	-	6,137,775.00	6,137,775.00	-	1,176,782.72	-	1,176,782.72	7,314,557.72	19,267,015.69	19,267,015.69	-	-	-	-	5,324,631.88	13,942,383.81	-	-	19,267,015.69	
Advice to Debit Account	15,386,333.61	17,213,209.74	-	-	32,599,543.35	-	27,102,534.32	-	37,222,061.15	64,324,595.47	-	2,023,962.53	-	1,268,687.50	3,292,650.03	67,617,245.50	100,216,788.85	-	-	-	-	15,386,333.61	46,339,706.59	-	38,490,748.65	100,216,788.85	
Notice of Transfer Allocations (NTA)	-	-	-	-	-	-	-	-	-	-	-	-	-	-	-	-	-	-	-	-	-	-	-	-	-	-	
MDS Check Issued	-	-	-	-	-	-	-	-	-	-	-	-	-	-	-	-	-	-	-	-	-	-	-	-	-	-	
Advice to Debit Account	-	-	-	-	-	-	-	-	-	-	-	-	-	-	-	-	-	-	-	-	-	-	-	-	-	-	
Working Fund For FAPS	-	-	-	-	-	-	-	-	-	-	-	-	-	-	-	-	-	-	-	-	-	-	-	-	-	-	
Cash Disbursement Ceiling (CDC)	-	-	-	-	-	-	-	-	-	-	-	-	-	-	-	-	-	-	-	-	-	-	-	-	-	-	
TOTAL CASH DISBURSEMENTS	20,710,965.49	23,841,035.83	-	-	44,552,001.32	-	33,240,309.32	-	37,222,061.15	70,462,370.47	-	3,200,745.25	-	1,268,687.50	4,469,432.75	74,931,803.22	119,483,804.54	-	-	-	-	20,710,965.49	60,282,090.40	-	38,490,748.65	119,483,804.54	
NON-CASH DISBURSEMENTS																											
Tax Remittance Advices Issued (TRA)	798,802.31	244,256.95	-	-	1,043,059.26	-	910,428.63	-	997,303.69	1,907,732.32	-	79,997.04	-	-	79,997.04	1,987,729.36	3,030,788.62	-	-	-	-	798,802.31	1,234,682.62	-	997,303.69	3,030,788.62	
Non-Cash Availment Authority (NCAA)	-	-	-	-	-	-	-	-	-	-	-	-	-	-	-	-	-	-	-	-	-	-	-	-	-	-	
Disbursements effected through outright deductions from claims	-	-	-	-	-	-	-	-	-	-	-	-	-	-	-	-	-	-	-	-	-	-	-	-	-	-	
Overpayment of expenses	-	-	-	-	-	-	-	-	-	-	-	-	-	-	-	-	-	-	-	-	-	-	-	-	-	-	
Restitution for loss of government property	-	-	-	-	-	-	-	-	-	-	-	-	-	-	-	-	-	-	-	-	-	-	-	-	-	-	
Liquidated damages and similar claims	-	-	-	-	-	-	-	-	-	-	-	-	-	-	-	-	-	-	-	-	-	-	-	-	-	-	
Others (TEF, BTr Documentary Stamp Tax, etc.)	-	-	-	-	-	-	-	-	-	-	-	-	-	-	-	-	-	-	-	-	-	-	-	-	-	-	
TOTAL NON-CASH DISBURSEMENTS	798,802.31	244,256.95	-	-	1,043,059.26	-	910,428.63	-	997,303.69	1,907,732.32	-	79,997.04	-	-	79,997.04	1,987,729.36	3,030,788.62	-	-	-	-	798,802.31	1,234,682.62	-	997,303.69	3,030,788.62	
GRAND TOTAL	21,509,767.80	24,085,292.78	-	-	45,595,060.58	-	34,150,737.95	-	38,219,364.84	72,370,102.79	-	3,280,742.29	-	1,268,687.50	4,549,429.79	76,919,532.58	122,514,593.16	-	-	-	-	21,509,767.80	61,516,773.02	-	39,488,052.34	122,514,593.16	

SUMMARY:	Previous Report	This month	As at Date		Previous Report	This month	As at Date
Total Disbursement Authorities Received	933,777,078.58	75,209,788.62	1,008,986,867.20	Total Disbursements Program	933,777,078.58	75,209,788.62	1,008,986,867.20
NCA	914,549,267.00	72,179,000.00	986,728,267.00	Less: Actual Disbursements	740,954,030.91	122,514,593.16	863,468,624.07
NTA	10,610,000.00	-	10,610,000.00				
Working Fund	-	-	-	(Over)/Under spending	<u>192,823,047.67</u>	<u>(47,304,804.54)</u>	<u>145,518,243.13</u>
TRA	8,617,811.58	3,030,788.62	11,648,600.20				
CDC	-	-	-				
NCAA	-	-	-				
Less: Notice of Transfer of Allocations (NTA) issued	-	-	-				
Total Disbursement Authorities Available	933,777,078.58	75,209,788.62	1,008,986,867.20				
Less:							
Lapsed NCA Disbursements	740,954,030.91	122,514,593.16	863,468,624.07				
Less: Other Non-Cash Disbursements							
Disbursements effected through outright deductions from claim							
Overpayment of expenses							
Restitution for loss of government property							
Liquidated damages and similar claims							
Others (e.g., TEF, BTr Docs Stamp, etc.)							
Add/Less: Adjustments (e.g., cancelled/staled checks)							
Balance of Disbursement Authorities as at date	<u>192,823,047.67</u>	<u>(47,304,804.54)</u>	<u>145,518,243.13</u>				

Certified Correct:


ARNOLD T. EBREO
Chief, Accounting Section

Approved By:


NESTOR D. DOMENDEN, CESO IV
OIC, Regional Executive Director

MONTHLY REPORT OF DISBURSEMENTS
For the month of May 2021


Department: DEPARTMENT OF AGRICULTURE
Agency/Entity: OSEC
Operating Unit: RFO 1
Organization Code: 05-001-03-00001
Fund Cluster: : 02 - Foreign Assisted Projects Fund

Particulars	Current Year Budget					Prior Year's Budget											SUB- TOTAL	Trust Liabilities				Grand Total					Remarks
	PS	MOOE	FinEx	CO	TOTAL	Prior Years' Accounts Payable					Current Year's Accounts Payable					TOTAL		PS	MOOE	CO	TOTAL	PS	MOOE	FinEx	CO	TOTAL	
						PS	MOOE	FinEx	CO	Sub-Total	PS	MOOE	FinEx	CO	Sub-Total												
1	2	3	4	5	6	7	8	9	10	11	12	13	14	15	16	17	18	19	20	21	22	23	24	25	26	27	28
CASH DISBURSEMENTS																											
Notice of Cash Allocation (NCA)	-	-	-	-	-	-	-	-	-	-	-	-	-	-	-	-	-	-	-	-	-	-	-	-	-	-	-
MDS Check Issued	-	-	-	-	-	-	-	-	-	-	-	-	-	-	-	-	-	-	-	-	-	-	-	-	-	-	-
Advice to Debit Account	-	-	-	-	-	-	-	-	-	-	-	-	-	-	-	-	-	-	-	-	-	-	-	-	-	-	-
Notice of Transfer Allocations (NTA)	-	-	-	-	-	-	-	-	-	-	-	-	-	-	-	-	-	-	-	-	-	-	-	-	-	-	-
MDS Check Issued	-	-	-	-	-	-	-	-	-	-	-	-	-	-	-	-	-	-	-	-	-	-	-	-	-	-	-
Advice to Debit Account	-	-	-	-	-	-	-	-	-	-	-	-	-	-	-	-	-	-	-	-	-	-	-	-	-	-	-
Working Fund For FAPs	-	-	-	-	-	-	-	-	-	-	-	-	-	-	-	-	-	-	-	-	-	-	-	-	-	-	-
Cash Disbursement Ceiling (CDC)	-	-	-	-	-	-	-	-	-	-	-	-	-	-	-	-	-	-	-	-	-	-	-	-	-	-	-
TOTAL CASH DISBURSEMENTS	-	-	-	-	-	-	-	-	-	-	-	-	-	-	-	-	-	-	-	-	-	-	-	-	-	-	-
NON-CASH DISBURSEMENTS																											
Tax Remittance Advices Issued (TRA)	-	-	-	-	-	-	-	-	-	-	-	-	-	-	-	-	-	-	-	-	-	-	-	-	-	-	-
Non-Cash Availment Authority (NCAA)	-	-	-	-	-	-	-	-	-	-	-	-	-	-	-	-	-	-	-	-	-	-	-	-	-	-	-
Disbursements effected through outright deductions from claims	-	-	-	-	-	-	-	-	-	-	-	-	-	-	-	-	-	-	-	-	-	-	-	-	-	-	-
Overpayment of expenses	-	-	-	-	-	-	-	-	-	-	-	-	-	-	-	-	-	-	-	-	-	-	-	-	-	-	-
Restitution for loss of government property	-	-	-	-	-	-	-	-	-	-	-	-	-	-	-	-	-	-	-	-	-	-	-	-	-	-	-
Liquidated damages and similar claims	-	-	-	-	-	-	-	-	-	-	-	-	-	-	-	-	-	-	-	-	-	-	-	-	-	-	-
Others (TEF, BTr Documentary Stamp Tax, etc.)	-	-	-	-	-	-	-	-	-	-	-	-	-	-	-	-	-	-	-	-	-	-	-	-	-	-	-
TOTAL NON-CASH DISBURSEMENTS	-	-	-	-	-	-	-	-	-	-	-	-	-	-	-	-	-	-	-	-	-	-	-	-	-	-	-
GRAND TOTAL	-	-	-	-	-	-	-	-	-	-	-	-	-	-	-	-	-	-	-	-	-	-	-	-	-	-	-

NO TRANSACTION

SUMMARY:	Previous Report	This month	As at Date	Previous Report	This month	As at Date
Total Disbursement Authorities Received	-	-	-	-	-	-
NCA	-	-	-	-	-	-
NTA	-	-	-	-	-	-
Working Fund	-	-	-	-	-	-
TRA	-	-	-	-	-	-
CDC	-	-	-	-	-	-
NCAA	-	-	-	-	-	-
Less: Notice of Transfer of Allocations (NTA) issued	-	-	-	-	-	-
Total Disbursement Authorities Available	-	-	-	-	-	-
Less:						
Lapsed NCA Disbursements	-	-	-	-	-	-
Less: Other Non-Cash Disbursements						
Disbursements effected through outright deductions from clai	-	-	-	-	-	-
Overpayment of expenses	-	-	-	-	-	-
Restitution for loss of government property	-	-	-	-	-	-
Liquidated damages and similar claims	-	-	-	-	-	-
Others (e.g., TEF, BTr Docs Stamp, etc.)	-	-	-	-	-	-
Add/Less: Adjustments (e.g., cancelled/staled checks)	-	-	-	-	-	-
Balance of Disbursement Authorities as at date	-	-	-	-	-	-

Certified Correct:


ARNOLD T. EBREO
Chief, Accounting Section

Approved By:


NESTOR D. DOMENDEN, CESO IV
OIC, Regional Executive Director


MONTHLY REPORT OF DISBURSEMENTS
For the month of May 2021

Department: DEPARTMENT OF AGRICULTURE
Agency/Entity: OSEC
Operating Unit: RFO 1
Organization Code: 05-001-03-00001
Fund Cluster: 07 - Trust Receipts

Particulars	Current Year Budget					Prior Year's Budget											SUB-TOTAL	Trust Liabilities				Grand Total					Remarks
	PS	MOOE	FinEx	CO	TOTAL	Prior Years' Accounts Payable					Current Year's Accounts Payable					PS		MOOE	CO	TOTAL	PS	MOOE	FinEx	CO	TOTAL		
						PS	MOOE	FinEx	CO	Sub-Total	PS	MOOE	FinEx	CO	Sub-Total											TOTAL	
1	2	3	4	5	6	7	8	9	10	11	12	13	14	15	16	17	18	19	20	21	22	23	24	25	26	27	28
CASH DISBURSEMENTS																											
Notice of Cash Allocation (NCA)	-	-	-	-	-	-	-	-	-	-	-	-	-	-	-	-	-	-	4,964,850.00	-	4,964,850.00	-	4,964,850.00	-	-	4,964,850.00	
MDS Check Issued	-	-	-	-	-	-	-	-	-	-	-	-	-	-	-	-	-	-	4,964,850.00	-	4,964,850.00	-	-	-	-	4,964,850.00	
Advice to Debit Account	-	-	-	-	-	-	-	-	-	-	-	-	-	-	-	-	-	-	-	-	-	-	-	-	-	-	-
Notice of Transfer Allocations (NTA)	-	-	-	-	-	-	-	-	-	-	-	-	-	-	-	-	-	-	-	-	-	-	-	-	-	-	-
MDS Check Issued	-	-	-	-	-	-	-	-	-	-	-	-	-	-	-	-	-	-	-	-	-	-	-	-	-	-	-
Advice to Debit Account	-	-	-	-	-	-	-	-	-	-	-	-	-	-	-	-	-	-	-	-	-	-	-	-	-	-	-
Working Fund For FAPs	-	-	-	-	-	-	-	-	-	-	-	-	-	-	-	-	-	-	-	-	-	-	-	-	-	-	-
Cash Disbursement Ceiling (CDC)	-	-	-	-	-	-	-	-	-	-	-	-	-	-	-	-	-	-	-	-	-	-	-	-	-	-	-
TOTAL CASH DISBURSEMENTS	-	-	-	-	-	-	-	-	-	-	-	-	-	-	-	-	-	-	4,964,850.00	-	4,964,850.00	-	-	-	-	4,964,850.00	
NON-CASH DISBURSEMENTS																											
Tax Remittance Advices Issued (TRA)	-	-	-	-	-	-	-	-	-	-	-	-	-	-	-	-	-	-	-	-	-	-	-	-	-	-	-
Non-Cash Availment Authority (NCAA)	-	-	-	-	-	-	-	-	-	-	-	-	-	-	-	-	-	-	-	-	-	-	-	-	-	-	-
Disbursements effected through outright deductions from claims	-	-	-	-	-	-	-	-	-	-	-	-	-	-	-	-	-	-	-	-	-	-	-	-	-	-	-
Overpayment of expenses	-	-	-	-	-	-	-	-	-	-	-	-	-	-	-	-	-	-	-	-	-	-	-	-	-	-	-
Restitution for loss of government property	-	-	-	-	-	-	-	-	-	-	-	-	-	-	-	-	-	-	-	-	-	-	-	-	-	-	-
Liquidated damages and similar claims	-	-	-	-	-	-	-	-	-	-	-	-	-	-	-	-	-	-	-	-	-	-	-	-	-	-	-
Others (TEF, BTr Documentary Stamp Tax, etc.)	-	-	-	-	-	-	-	-	-	-	-	-	-	-	-	-	-	-	-	-	-	-	-	-	-	-	-
TOTAL NON-CASH DISBURSEMENTS	-	-	-	-	-	-	-	-	-	-	-	-	-	-	-	-	-	-	-	-	-	-	-	-	-	-	-
GRAND TOTAL	-	-	-	-	-	-	-	-	-	-	-	-	-	-	-	-	-	-	4,964,850.00	-	4,964,850.00	-	-	-	-	4,964,850.00	

SUMMARY:	Previous Report			This month			As at Date			Previous Report			This month			As at Date		
Total Disbursement Authorities Received		25,176,168.00						25,176,168.00			Total Disbursements Program		25,176,168.00				25,176,168.00	
NCA		25,176,168.00						25,176,168.00			Less: Actual Disbursements		5,161,800.25		4,964,850.00		10,126,650.25	
NTA											(Over)/Under spending		<u>20,014,367.75</u>		<u>(4,964,850.00)</u>		<u>15,049,517.75</u>	
Working Fund																		
TRA																		
CDC																		
NCAA																		
Less: Notice of Transfer of Allocations (NTA) issued																		
Total Disbursement Authorities Available		25,176,168.00						25,176,168.00										
Less:																		
Lapsed NCA																		
Disbursements		5,161,800.25				4,964,850.00		10,126,650.25										
Less: Other Non-Cash Disbursements																		
Disbursements effected through outright deductions from clai																		
Overpayment of expenses																		
Restitution for loss of government property																		
Liquidated damages and similar claims																		
Others (e.g., TEF, BTr Docs Stamp, etc.)																		
Add/Less: Adjustments (e.g., cancelled/staled checks)																		
Balance of Disbursement Authorities as at date		<u>20,014,367.75</u>				<u>(4,964,850.00)</u>		<u>15,049,517.75</u>										

Certified Correct:


ARNOLD T. EBREO
Chief, Accounting Section

Approved By:


NESTOR D. DOMENDEN, CESO IV
OIC, Regional Executive Director


MONTHLY REPORT OF DISBURSEMENTS
For the month of June 2021

Department: DEPARTMENT OF AGRICULTURE
Agency/Entity: OSEC
Operating Unit: RFO 1
Organization Code: 05-001-03-00001
Fund Cluster: 01 - Regular Agency Fund

Particulars	Current Year Budget					Prior Year's Budget											SUB- TOTAL	Trust Liabilities				Grand Total					Remarks	
	PS	MOOE	FinEx	CO	TOTAL	Prior Years' Accounts Payable					Current Year's Accounts Payable					TOTAL		PS	MOOE	CO	TOTAL	PS	MOOE	FinEx	CO	TOTAL		
						PS	MOOE	FinEx	CO	Sub-Total	PS	MOOE	FinEx	CO	Sub-Total													PS
1	2	3	4	5	6	7	8	9	10	11	12	13	14	15	16	17	18	19	20	21	22	23	24	25	26	27	28	
CASH DISBURSEMENTS																												
Notice of Cash Allocation (NCA)	9,840,087.77	416,491,556.09	-	26,383,425.74	452,715,069.60	7,500.00	86,719,244.69	-	64,907,349.82	151,634,094.51	-	9,209,079.02	-	-	9,209,079.02	160,843,173.53	613,558,243.13	-	-	-	-	9,847,587.77	512,419,879.80	-	91,290,775.56	613,558,243.13		
MDS Check Issued	3,203,162.51	5,500,940.93			8,704,103.44		26,104.30			26,104.30		83,906.00			83,906.00	110,010.30	8,814,113.74					3,203,162.51	5,610,951.23		-	8,814,113.74		
Advice to Debit Account	6,636,925.26	410,990,615.16		26,383,425.74	444,010,966.16	7,500.00	86,693,140.39		64,907,349.82	151,607,990.21		9,125,173.02			9,125,173.02	160,733,163.23	604,744,129.39					6,644,425.26	506,808,928.57		91,290,775.56	604,744,129.39		
Notice of Transfer Allocations (NTA)																												
MDS Check Issued																												
Advice to Debit Account																												
Working Fund For FAPs																												
Cash Disbursement Ceiling (CDC)																												
TOTAL CASH DISBURSEMENTS	9,840,087.77	416,491,556.09	-	26,383,425.74	452,715,069.60	7,500.00	86,719,244.69	-	64,907,349.82	151,634,094.51	-	9,209,079.02	-	-	9,209,079.02	160,843,173.53	613,558,243.13	-	-	-	-	9,847,587.77	512,419,879.80	-	91,290,775.56	613,558,243.13		
NON-CASH DISBURSEMENTS																												
Tax Remittance Advices Issued (TRA)	793,014.79	323,817.76			1,116,832.55		834,623.95		2,306,538.63	3,141,162.58		79,313.63		71,812.50	151,126.13	3,292,288.71	4,409,121.26					793,014.79	1,237,755.34		2,378,351.13	4,409,121.26		
Non-Cash Availment Authority (NCAA)																												
Disbursements effected through outright deductions from claims																												
Overpayment of expenses																												
Restitution for loss of government property																												
Liquidated damages and similar claims																												
Others (TEF, BTr Documentary Stamp Tax, etc.)																												
TOTAL NON-CASH DISBURSEMENTS	793,014.79	323,817.76	-	-	1,116,832.55	-	834,623.95	-	2,306,538.63	3,141,162.58	-	79,313.63	-	71,812.50	151,126.13	3,292,288.71	4,409,121.26	-	-	-	-	793,014.79	1,237,755.34	-	2,378,351.13	4,409,121.26		
GRAND TOTAL	10,633,102.56	416,815,373.85	-	26,383,425.74	453,831,902.15	7,500.00	87,553,868.64	-	67,213,888.45	154,775,257.09	-	9,288,392.65	-	71,812.50	9,360,205.15	164,135,462.24	617,967,364.39	-	-	-	-	10,640,602.56	513,657,635.14	-	93,669,126.69	617,967,364.39		

SUMMARY:	Previous Report			This month			As at Date			Total Disbursements Program	Previous Report			This month			As at Date		
Total Disbursement Authorities Received		1,008,986,867.20		472,449,121.26		1,481,435,988.46				Total Disbursements Program	1,008,986,867.20		472,449,121.26		1,481,435,988.46				
NCA		986,728,267.00		468,040,000.00		1,454,768,267.00				Less: Actual Disbursements	863,468,624.07		617,967,364.39		1,481,435,988.46				
NTA		10,610,000.00				10,610,000.00				(Over)/Under spending	<u>145,518,243.13</u>		<u>(145,518,243.13)</u>		<u>-</u>				
Working Fund																			
TRA		11,648,600.20		4,409,121.26		16,057,721.46													
CDC																			
NCAA																			
Less: Notice of Transfer of Allocations (NTA) issued																			
Total Disbursement Authorities Available		<u>1,008,986,867.20</u>		<u>472,449,121.26</u>		<u>1,481,435,988.46</u>													
Less:																			
Lapsed NCA Disbursements		863,468,624.07		617,967,364.39		1,481,435,988.46													
Less: Other Non-Cash Disbursements																			
Disbursements effected through outright deductions from claim																			
Overpayment of expenses																			
Restitution for loss of government property																			
Liquidated damages and similar claims																			
Others (e.g., TEF, BTr Docs Stamp, etc.)																			
Add/Less: Adjustments (e.g., cancelled/staled checks)																			
Balance of Disbursement Authorities as at date		<u>145,518,243.13</u>		<u>(145,518,243.13)</u>		<u>-</u>													

Certified Correct:


ARNOLD T. EBREO
Chief, Accounting Section

Approved By:


NESTOR D. DOMENDEN, CESO IV
OIC, Regional Executive Director

MONTHLY REPORT OF DISBURSEMENTS
For the month of June 2021


Department: DEPARTMENT OF AGRICULTURE
Agency/Entity: OSEC
Operating Unit: RFO 1
Organization Code: 05-001-03-00001
Fund Cluster: : 02 - Foreign Assisted Projects Fund

Particulars	Current Year Budget					Prior Year's Budget											SUB- TOTAL	Trust Liabilities				Grand Total					Remarks
	PS	MOOE	FinEx	CO	TOTAL	Prior Years' Accounts Payable					Current Year's Accounts Payable					TOTAL		PS	MOOE	CO	TOTAL	PS	MOOE	FinEx	CO	TOTAL	
						PS	MOOE	FinEx	CO	Sub-Total	PS	MOOE	FinEx	CO	Sub-Total												
1	2	3	4	5	6	7	8	9	10	11	12	13	14	15	16	17	18	19	20	21	22	23	24	25	26	27	28
CASH DISBURSEMENTS																											
Notice of Cash Allocation (NCA)	-	-	-	-	-	-	-	-	-	-	-	-	-	-	-	-	-	-	-	-	-	-	-	-	-	-	-
MDS Check Issued	-	-	-	-	-	-	-	-	-	-	-	-	-	-	-	-	-	-	-	-	-	-	-	-	-	-	-
Advice to Debit Account	-	-	-	-	-	-	-	-	-	-	-	-	-	-	-	-	-	-	-	-	-	-	-	-	-	-	-
Notice of Transfer Allocations (NTA)	-	-	-	-	-	-	-	-	-	-	-	-	-	-	-	-	-	-	-	-	-	-	-	-	-	-	-
MDS Check Issued	-	-	-	-	-	-	-	-	-	-	-	-	-	-	-	-	-	-	-	-	-	-	-	-	-	-	-
Advice to Debit Account	-	-	-	-	-	-	-	-	-	-	-	-	-	-	-	-	-	-	-	-	-	-	-	-	-	-	-
Working Fund For FAPs	-	-	-	-	-	-	-	-	-	-	-	-	-	-	-	-	-	-	-	-	-	-	-	-	-	-	-
Cash Disbursement Ceiling (CDC)	-	-	-	-	-	-	-	-	-	-	-	-	-	-	-	-	-	-	-	-	-	-	-	-	-	-	-
TOTAL CASH DISBURSEMENTS	-	-	-	-	-	-	-	-	-	-	-	-	-	-	-	-	-	-	-	-	-	-	-	-	-	-	-
NON-CASH DISBURSEMENTS																											
Tax Remittance Advices Issued (TRA)	-	-	-	-	-	-	-	-	-	-	-	-	-	-	-	-	-	-	-	-	-	-	-	-	-	-	-
Non-Cash Availment Authority (NCAA)	-	-	-	-	-	-	-	-	-	-	-	-	-	-	-	-	-	-	-	-	-	-	-	-	-	-	-
Disbursements effected through outright deductions from claims	-	-	-	-	-	-	-	-	-	-	-	-	-	-	-	-	-	-	-	-	-	-	-	-	-	-	-
Overpayment of expenses	-	-	-	-	-	-	-	-	-	-	-	-	-	-	-	-	-	-	-	-	-	-	-	-	-	-	-
Restitution for loss of government property	-	-	-	-	-	-	-	-	-	-	-	-	-	-	-	-	-	-	-	-	-	-	-	-	-	-	-
Liquidated damages and similar claims	-	-	-	-	-	-	-	-	-	-	-	-	-	-	-	-	-	-	-	-	-	-	-	-	-	-	-
Others (TEF, BTr Documentary Stamp Tax, etc.)	-	-	-	-	-	-	-	-	-	-	-	-	-	-	-	-	-	-	-	-	-	-	-	-	-	-	-
TOTAL NON-CASH DISBURSEMENTS	-	-	-	-	-	-	-	-	-	-	-	-	-	-	-	-	-	-	-	-	-	-	-	-	-	-	-
GRAND TOTAL	-	-	-	-	-	-	-	-	-	-	-	-	-	-	-	-	-	-	-	-	-	-	-	-	-	-	-

NO TRANSACTION

SUMMARY:	Previous Report	This month	As at Date	Previous Report	This month	As at Date
Total Disbursement Authorities Received	-	-	-	-	-	-
NCA	-	-	-	-	-	-
NTA	-	-	-	-	-	-
Working Fund	-	-	-	-	-	-
TRA	-	-	-	-	-	-
CDC	-	-	-	-	-	-
NCAA	-	-	-	-	-	-
Less: Notice of Transfer of Allocations (NTA) issued	-	-	-	-	-	-
Total Disbursement Authorities Available	-	-	-	-	-	-
Less:						
Lapsed NCA Disbursements	-	-	-	-	-	-
Less: Other Non-Cash Disbursements						
Disbursements effected through outright deductions from clai	-	-	-	-	-	-
Overpayment of expenses	-	-	-	-	-	-
Restitution for loss of government property	-	-	-	-	-	-
Liquidated damages and similar claims	-	-	-	-	-	-
Others (e.g., TEF, BTr Docs Stamp, etc.)	-	-	-	-	-	-
Add/Less: Adjustments (e.g., cancelled/staled checks)	-	-	-	-	-	-
Balance of Disbursement Authorities as at date	-	-	-	-	-	-

Certified Correct:


ARNOLD T. EBREO
Chief, Accounting Section

Approved By:


NESTOR D. DOMENDEN, CESO IV
OIC, Regional Executive Director


MONTHLY REPORT OF DISBURSEMENTS
For the month of June 2021

Department: DEPARTMENT OF AGRICULTURE
Agency/Entity: OSEC
Operating Unit: RFO 1
Organization Code: 05-001-03-00001
Fund Cluster: 07 - Trust Receipts


Particulars	Current Year Budget					Prior Year's Budget											SUB- TOTAL	Trust Liabilities				Grand Total					Remarks
	PS	MOOE	FinEx	CO	TOTAL	Prior Years' Accounts Payable					Current Year's Accounts Payable					TOTAL		PS	MOOE	CO	TOTAL	PS	MOOE	FinEx	CO	TOTAL	
						PS	MOOE	FinEx	CO	Sub-Total	PS	MOOE	FinEx	CO	Sub-Total												
1	2	3	4	5	6	7	8	9	10	11	12	13	14	15	16	17	18	19	20	21	22	23	24	25	26	27	28
CASH DISBURSEMENTS																											
Notice of Cash Allocation (NCA)	-	-	-	-	-	-	-	-	-	-	-	-	-	-	-	-	-	-	2,048,911.39	-	2,048,911.39	-	2,048,911.39	-	-	2,048,911.39	
MDS Check Issued	-	-	-	-	-	-	-	-	-	-	-	-	-	-	-	-	-	-	2,048,911.39	-	2,048,911.39	-	-	-	-	2,048,911.39	
Advice to Debit Account	-	-	-	-	-	-	-	-	-	-	-	-	-	-	-	-	-	-	-	-	-	-	-	-	-	-	
Notice of Transfer Allocations (NTA)	-	-	-	-	-	-	-	-	-	-	-	-	-	-	-	-	-	-	-	-	-	-	-	-	-	-	
MDS Check Issued	-	-	-	-	-	-	-	-	-	-	-	-	-	-	-	-	-	-	-	-	-	-	-	-	-	-	
Advice to Debit Account	-	-	-	-	-	-	-	-	-	-	-	-	-	-	-	-	-	-	-	-	-	-	-	-	-	-	
Working Fund For FAPs	-	-	-	-	-	-	-	-	-	-	-	-	-	-	-	-	-	-	-	-	-	-	-	-	-	-	
Cash Disbursement Ceiling (CDC)	-	-	-	-	-	-	-	-	-	-	-	-	-	-	-	-	-	-	-	-	-	-	-	-	-	-	
TOTAL CASH DISBURSEMENTS	-	-	-	-	-	-	-	-	-	-	-	-	-	-	-	-	-	-	2,048,911.39	-	2,048,911.39	-	2,048,911.39	-	-	2,048,911.39	
NON-CASH DISBURSEMENTS																											
Tax Remittance Advices Issued (TRA)	-	-	-	-	-	-	-	-	-	-	-	-	-	-	-	-	-	-	-	-	-	-	-	-	-	-	
Non-Cash Availment Authority (NCAA)	-	-	-	-	-	-	-	-	-	-	-	-	-	-	-	-	-	-	-	-	-	-	-	-	-	-	
Disbursements effected through outright deductions from claims	-	-	-	-	-	-	-	-	-	-	-	-	-	-	-	-	-	-	-	-	-	-	-	-	-	-	
Overpayment of expenses	-	-	-	-	-	-	-	-	-	-	-	-	-	-	-	-	-	-	-	-	-	-	-	-	-	-	
Restitution for loss of government property	-	-	-	-	-	-	-	-	-	-	-	-	-	-	-	-	-	-	-	-	-	-	-	-	-	-	
Liquidated damages and similar claims	-	-	-	-	-	-	-	-	-	-	-	-	-	-	-	-	-	-	-	-	-	-	-	-	-	-	
Others (TEF, BTr Documentary Stamp Tax, etc.)	-	-	-	-	-	-	-	-	-	-	-	-	-	-	-	-	-	-	-	-	-	-	-	-	-	-	
TOTAL NON-CASH DISBURSEMENTS	-	-	-	-	-	-	-	-	-	-	-	-	-	-	-	-	-	-	-	-	-	-	-	-	-	-	
GRAND TOTAL	-	-	-	-	-	-	-	-	-	-	-	-	-	-	-	-	-	-	2,048,911.39	-	2,048,911.39	-	2,048,911.39	-	-	2,048,911.39	

SUMMARY:	Previous Report	This month	As at Date	Previous Report	This month	As at Date
Total Disbursement Authorities Received	25,176,168.00	-	25,176,168.00	Total Disbursements Program	25,176,168.00	-
NCA	25,176,168.00	-	25,176,168.00	Less: Actual Disbursements	10,126,650.25	2,048,911.39
NTA	-	-	-	(Over)/Under spending	<u>15,049,517.75</u>	<u>(2,048,911.39)</u>
Working Fund	-	-	-			<u>13,000,606.36</u>
TRA	-	-	-			
CDC	-	-	-			
NCAA	-	-	-			
Less: Notice of Transfer of Allocations (NTA) issued	-	-	-			
Total Disbursement Authorities Available	<u>25,176,168.00</u>	<u>-</u>	<u>25,176,168.00</u>			
Less:						
Lapsed NCA Disbursements	10,126,650.25	2,048,911.39	12,175,561.64			
Less: Other Non-Cash Disbursements						
Disbursements effected through outright deductions from clai						
Overpayment of expenses						
Restitution for loss of government property						
Liquidated damages and similar claims						
Others (e.g., TEF, BTr Docs Stamp, etc.)						
Add/Less: Adjustments (e.g., cancelled/staled checks)						
Balance of Disbursement Authorities as at date	<u>15,049,517.75</u>	<u>(2,048,911.39)</u>	<u>13,000,606.36</u>			

Certified Correct:


ARNOLD T. EBREO
Chief, Accounting Section

Approved By:


NESTOR D. DOMENDEN, CESO IV
OIC, Regional Executive Director