

MONTHLY REPORT OF DISBURSEMENTS
For the month of January 2021

Department: DEPARTMENT OF AGRICULTURE
Agency/Entity: OSEC
Operating Unit: RFO 1
Organization Code: 05-001-03-00001
Fund Cluster: 01 - Regular Agency Fund

Particulars	Current Year Budget					Prior Year's Budget											SUB- TOTAL	Trust Liabilities				Grand Total					Remarks	
	PS	MOOE	FinEx	CO	TOTAL	Prior Years' Accounts Payable					Current Year's Accounts Payable							TOTAL	PS	MOOE	CO	TOTAL	PS	MOOE	FinEx	CO		TOTAL
						PS	MOOE	FinEx	CO	Sub-Total	PS	MOOE	FinEx	CO	Sub-Total													
1	2	3	4	5	6	7	8	9	10	11	12	13	14	15	16	17	18	19	20	21	22	23	24	25	26	27	28	
CASH DISBURSEMENTS																												
Notice of Cash Allocation (NCA)	5,414,206.61	277,147.22	-	-	5,691,353.83	57,233.28	8,215,246.31	-	-	8,272,479.59	-	-	-	-	-	8,272,479.59	13,963,833.42	-	-	-	-	5,471,439.89	8,492,393.53	-	-	13,963,833.42		
MDS Check Issued	93,179.49	272,821.47			366,000.96	31,233.28	6,483,269.12			6,514,502.40					-	6,514,502.40	6,880,503.36					124,412.77	6,756,090.59	-	-	6,880,503.36		
Advice to Debit Account	5,321,027.12	4,325.75			5,325,352.87	26,000.00	1,731,977.19			1,757,977.19					-	1,757,977.19	7,083,330.06					5,347,027.12	1,736,302.94	-	-	7,083,330.06		
Notice of Transfer Allocations (NTA)	-	-			-	-	-	-	-	-	-	-	-	-	-	-	-	-	-	-	-	-	-	-	-	-		
MDS Check Issued					-					-					-	-	-					-	-	-	-	-		
Advice to Debit Account					-					-					-	-	-					-	-	-	-	-		
Working Fund For FAPs					-					-					-	-	-					-	-	-	-	-		
Cash Disbursement Ceiling (CDC)					-					-					-	-	-					-	-	-	-	-		
TOTAL CASH DISBURSEMENTS	5,414,206.61	277,147.22	-	-	5,691,353.83	57,233.28	8,215,246.31	-	-	8,272,479.59	-	-	-	-	-	8,272,479.59	13,963,833.42	-	-	-	-	5,471,439.89	8,492,393.53	-	-	13,963,833.42		
NON-CASH DISBURSEMENTS																												
Tax Remittance Advices Issued (TRA)					-					-					-	-	-					-	-	-	-	-		
Non-Cash Availment Authority (NCAA)					-					-					-	-	-					-	-	-	-	-		
Disbursements effected through outright deductions from claims	-	-	-	-	-	-	-	-	-	-	-	-	-	-	-	-	-	-	-	-	-	-	-	-	-	-		
Overpayment of expenses					-					-					-	-	-					-	-	-	-	-		
Restitution for loss of government property					-					-					-	-	-					-	-	-	-	-		
Liquidated damages and similar claims					-					-					-	-	-					-	-	-	-	-		
Others (TEF, BTr Documentary Stamp Tax, etc.)					-					-					-	-	-					-	-	-	-	-		
TOTAL NON-CASH DISBURSEMENTS	-	-	-	-	-	-	-	-	-	-	-	-	-	-	-	-	-	-	-	-	-	-	-	-	-	-		
GRAND TOTAL	5,414,206.61	277,147.22	-	-	5,691,353.83	57,233.28	8,215,246.31	-	-	8,272,479.59	-	-	-	-	-	8,272,479.59	13,963,833.42	-	-	-	-	5,471,439.89	8,492,393.53	-	-	13,963,833.42		

SUMMARY:	Previous Report	This month	As at Date	Previous Report	This month	As at Date
Total Disbursement Authorities Received	-	15,177,644.00	15,177,644.00	-	15,177,644.00	15,177,644.00
NCA	-	15,177,644.00	15,177,644.00	-	15,177,644.00	15,177,644.00
NTA	-	-	-	-	-	-
Working Fund	-	-	-	-	-	-
TRA	-	-	-	-	-	-
CDC	-	-	-	-	-	-
NCAA	-	-	-	-	-	-
Less: Notice of Transfer of Allocations (NTA) issued	-	15,177,644.00	15,177,644.00	-	15,177,644.00	15,177,644.00
Total Disbursement Authorities Available	-	15,177,644.00	15,177,644.00	-	15,177,644.00	15,177,644.00
Less:						
Lapsed NCA	-	-	-	-	-	-
Disbursements	-	13,963,833.42	13,963,833.42	-	13,963,833.42	13,963,833.42
Less: Other Non-Cash Disbursements	-	-	-	-	-	-
Disbursements effected through outright deductions from claims	-	-	-	-	-	-
Overpayment of expenses	-	-	-	-	-	-
Restitution for loss of government property	-	-	-	-	-	-
Liquidated damages and similar claims	-	-	-	-	-	-
Others (e.g., TEF, BTr Docs Stamp, etc.)	-	-	-	-	-	-
Add/Less: Adjustments (e.g., cancelled/staled checks)	-	1,213,810.58	-	-	1,213,810.58	-
Balance of Disbursement Authorities as at date	-	1,213,810.58	-	-	1,213,810.58	-

Certified Correct:

ARNOLD T. EBREO
Chief, Accounting Section

Approved By:

NESTOR D. DOMENDEN, CESO IV
OIC, Regional Executive Director

Department: DEPARTMENT OF AGRICULTURE
Agency/Entity: OSEC
Operating Unit: RFO 1
Organization Code: 05-001-03-00001
Fund Cluster: : 02 - Foreign Assisted Projects Fund

[illegible]

SUMMARY:				Previous Report	This month	As at Date
Total Disbursement Authorities Received	-	-	-			
NCA			-			
NTA			-			
Working Fund			-			
TRA			-			
CDC			-			
NCAA			-			
Less: Notice of Transfer of Allocations (NTA) issued						
Total Disbursement Authorities Available	-	-	-			
Less:						
Lapsed NCA Disbursements			-			
Less: Other Non-Cash Disbursements						
Disbursements effected through outright deductions from claim:						
Overpayment of expenses						
Restitution for loss of government property						
Liquidated damages and similar claims						
Others (e.g., TEF, BTr Docs Stamp, etc.)						
Add/Less: Adjustments (e.g., cancelled/staled checks)						
Balance of Disbursement Authorities as at date	-	-	-			

Certified Correct:

ARNOLD T. EBREO

Chief, Accounting Section

Approved By:

NESTOR D. DOMENDEN, CESO IV

OIC, Regional Executive Director

MONTHLY REPORT OF DISBURSEMENTS
For the month of January 2021


Department: DEPARTMENT OF AGRICULTURE
Agency/Entity: OSEC
Operating Unit: RFO 1
Organization Code: 05-001-03-00001
Fund Cluster: 07 - Trust Receipts

Particulars	Current Year Budget					Prior Year's Budget											SUB- TOTAL	Trust Liabilities				Grand Total					Remarks
	PS	MOOE	FinEx	CO	TOTAL	Prior Years' Accounts Payable					Current Year's Accounts Payable					TOTAL		PS	MOOE	CO	TOTAL	PS	MOOE	FinEx	CO	TOTAL	
						PS	MOOE	FinEx	CO	Sub-Total	PS	MOOE	FinEx	CO	Sub-Total												
1	2	3	4	5	6	7	8	9	10	11	12	13	14	15	16	17	18	19	20	21	22	23	24	25	26	27	28
CASH DISBURSEMENTS																											
Notice of Cash Allocation (NCA)	-	-	-	-	-	-	-	-	-	-	-	-	-	-	-	-	-	-	-	-	-	-	-	-	-	-	-
MDS Check Issued																											
Advice to Debit Account																											
Notice of Transfer Allocations (NTA)																											
MDS Check Issued																											
Advice to Debit Account																											
Working Fund For FAPs																											
Cash Disbursement Ceiling (CDC)																											
TOTAL CASH DISBURSEMENTS	-	-	-	-	-	-	-	-	-	-	-	-	-	-	-	-	-	-	-	-	-	-	-	-	-	-	-
NON-CASH DISBURSEMENTS																											
Tax Remittance Advices Issued (TRA)																											
Non-Cash Availment Authority (NCAA)																											
Disbursements effected through outright deductions from claims	-	-	-	-	-	-	-	-	-	-	-	-	-	-	-	-	-	-	-	-	-	-	-	-	-	-	-
Overpayment of expenses																											
Restitution for loss of government property																											
Liquidated damages and similar claims																											
Others (TEF, BIR Documentary Stamp Tax, etc.)																											
TOTAL NON-CASH DISBURSEMENTS	-	-	-	-	-	-	-	-	-	-	-	-	-	-	-	-	-	-	-	-	-	-	-	-	-	-	-
GRAND TOTAL	-	-	-	-	-	-	-	-	-	-	-	-	-	-	-	-	-	-	-	-	-	-	-	-	-	-	-

NO TRANSACTION

SUMMARY:	Previous Report	This month	As at Date	Previous Report	This month	As at Date
Total Disbursement Authorities Received						
NCA						
NTA						
Working Fund						
TRA						
CDC						
NCAA						
Less: Notice of Transfer of Allocations (NTA) issued						
Total Disbursement Authorities Available						
Less:						
Lapsed NCA						
Disbursements						
Less: Other Non-Cash Disbursements						
Disbursements effected through outright deductions from claim:						
Overpayment of expenses						
Restitution for loss of government property						
Liquidated damages and similar claims						
Others (e.g., TEF, BTr Docs Stamp, etc.)						
Add/Less: Adjustments (e.g., cancelled/staled checks)						
Balance of Disbursement Authorities as at date						

Certified Correct:


ARNOLD T. EBREO
Chief, Accounting Section

Approved By:


NESTOR D. DOMENDEN, CESO IV
OIC, Regional Executive Director

MONTHLY REPORT OF DISBURSEMENTS
For the month of February 2021

Department: DEPARTMENT OF AGRICULTURE
Agency/Entity: OSEC
Operating Unit: RFO 1
Organization Code: 05-001-03-00001
Fund Cluster: 01 - Regular Agency Fund

Particulars	Current Year Budget					Prior Year's Budget											SUB- TOTAL	Trust Liabilities				Grand Total					Remarks	
	PS	MOOE	FinEx	CO	TOTAL	Prior Years' Accounts Payable					Current Year's Accounts Payable							TOTAL	PS	MOOE	CO	TOTAL	PS	MOOE	FinEx	CO		TOTAL
						PS	MOOE	FinEx	CO	Sub-Total	PS	MOOE	FinEx	CO	Sub-Total													
1	2	3	4	5	6	7	8	9	10	11	12	13	14	15	16	17	18	19	20	21	22	23	24	25	26	27	28	
CASH DISBURSEMENTS																												
Notice of Cash Allocation (NCA)	10,672,233.37	2,741,404.16	-	-	13,413,637.53	-	62,171,585.56	-	13,072,844.37	75,244,429.93	-	15,283,583.07	-	-	15,283,583.07	90,528,013.00	103,941,650.53	-	-	-	-	10,672,233.37	80,196,572.79	-	13,072,844.37	103,941,650.53		
MDS Check Issued	3,010,878.44	611,800.61			3,622,679.05		27,532,686.18			27,532,686.18		15,110,128.74			15,110,128.74	42,642,814.92	46,265,493.97					3,010,878.44	43,254,615.53	-	-	46,265,493.97		
Advice to Debit Account	7,661,354.93	2,129,603.55			9,790,958.48		34,638,899.38		13,072,844.37	47,711,743.75		173,454.33			173,454.33	47,885,198.08	57,676,156.56					7,661,354.93	36,941,957.26		13,072,844.37	57,676,156.56		
Notice of Transfer Allocations (NTA)	-	-	-	-	-	-	-	-	-	-	-	-	-	-	-	-	-	-	-	-	-	-	-	-	-	-		
MDS Check Issued	-	-			-		-			-		-			-	-	-					-	-		-	-		
Advice to Debit Account	-	-			-		-			-		-			-	-	-					-	-		-	-		
Working Fund For FAPs	-	-			-		-			-		-			-	-	-					-	-		-	-		
Cash Disbursement Ceiling (CDC)	-	-			-		-			-		-			-	-	-					-	-		-	-		
TOTAL CASH DISBURSEMENTS	10,672,233.37	2,741,404.16	-	-	13,413,637.53	-	62,171,585.56	-	13,072,844.37	75,244,429.93	-	15,283,583.07	-	-	15,283,583.07	90,528,013.00	103,941,650.53	-	-	-	-	10,672,233.37	80,196,572.79	-	13,072,844.37	103,941,650.53		
NON-CASH DISBURSEMENTS																												
Tax Remittance Advices Issued (TRA)	651,159.05	408.40			651,567.45		60,520.00			60,520.00		782.36			782.36	61,302.36	712,869.81					651,159.05	61,710.76	-	-	712,869.81		
Non-Cash Availment Authority (NCAA)	-	-			-		-			-		-			-	-	-					-	-		-	-		
Disbursements effected through outright deductions from claims	-	-	-	-	-	-	-	-	-	-	-	-	-	-	-	-	-	-	-	-	-	-	-	-	-	-		
Overpayment of expenses	-	-			-		-			-		-			-	-	-					-	-		-	-		
Restitution for loss of government property	-	-			-		-			-		-			-	-	-					-	-		-	-		
Liquidated damages and similar claims	-	-			-		-			-		-			-	-	-					-	-		-	-		
Others (TEF, BTr Documentary Stamp Tax, etc.)	-	-			-		-			-		-			-	-	-					-	-		-	-		
TOTAL NON-CASH DISBURSEMENTS	651,159.05	408.40	-	-	651,567.45	-	60,520.00	-	-	60,520.00	-	782.36	-	-	782.36	61,302.36	712,869.81	-	-	-	-	651,159.05	61,710.76	-	-	712,869.81		
GRAND TOTAL	11,323,392.42	2,741,812.56	-	-	14,065,204.98	-	62,232,105.56	-	13,072,844.37	75,304,949.93	-	15,284,365.43	-	-	15,284,365.43	90,589,315.36	104,654,520.34	-	-	-	-	11,323,392.42	80,258,283.55	-	13,072,844.37	104,654,520.34		

SUMMARY:	Previous Report	This month	As at Date	Previous Report	This month	As at Date
Total Disbursement Authorities Received	15,177,644.00	147,808,869.81	162,986,513.81	Total Disbursements Program	15,177,644.00	147,808,869.81
NCA	15,177,644.00	147,096,000.00	162,273,644.00	Less: Actual Disbursements	13,963,833.42	118,618,353.76
NTA						
Working Fund		712,869.81	712,869.81	(Over)/Under spending	1,213,810.58	43,154,349.47
TRA						
CDC						
NCAA						
Less: Notice of Transfer of Allocations (NTA) issued						
Total Disbursement Authorities Available	15,177,644.00	147,808,869.81	162,986,513.81			
Less:						
Lapsed NCA						
Disbursements	13,963,833.42	104,654,520.34	118,618,353.76			
Less: Other Non-Cash Disbursements						
Disbursements effected through outright deductions from claims						
Overpayment of expenses						
Restitution for loss of government property						
Liquidated damages and similar claims						
Others (e.g., TEF, BTr Docs Stamp, etc.)						
Add/Less: Adjustments (e.g., cancelled/staled checks)						
Balance of Disbursement Authorities as at date	1,213,810.58	43,154,349.47	44,368,160.05			

Certified Correct:

ARNOLD T. EBREO
Chief, Accounting Section

Approved By:



NESTOR D. DOMENDEN, CESO IV
OIC, Regional Executive Director

MONTHLY REPORT OF DISBURSEMENTS
For the month of February 2021

Department: DEPARTMENT OF AGRICULTURE
Agency/Entity: OSEC
Operating Unit: RFO 1
Organization Code: 05-001-03-00001
Fund Cluster: : 02 - Foreign Assisted Projects Fund

Particulars	Current Year Budget					Prior Year's Budget											SUB-TOTAL	Trust Liabilities				Grand Total					Remarks
	PS	MOOE	FinEx	CO	TOTAL	Prior Years' Accounts Payable					Current Year's Accounts Payable					TOTAL		PS	MOOE	CO	TOTAL	PS	MOOE	FinEx	CO	TOTAL	
						PS	MOOE	FinEx	CO	Sub-Total	PS	MOOE	FinEx	CO	Sub-Total												
1	2	3	4	5	6	7	8	9	10	11	12	13	14	15	16	17	18	19	20	21	22	23	24	25	26	27	28
CASH DISBURSEMENTS																											
Notice of Cash Allocation (NCA)	-	-	-	-	-	-	-	-	-	-	-	-	-	-	-	-	-	-	-	-	-	-	-	-	-	-	-
MDS Check Issued	-	-	-	-	-	-	-	-	-	-	-	-	-	-	-	-	-	-	-	-	-	-	-	-	-	-	-
Advice to Debit Account	-	-	-	-	-	-	-	-	-	-	-	-	-	-	-	-	-	-	-	-	-	-	-	-	-	-	-
Notice of Transfer Allocations (NTA)	-	-	-	-	-	-	-	-	-	-	-	-	-	-	-	-	-	-	-	-	-	-	-	-	-	-	-
MDS Check Issued	-	-	-	-	-	-	-	-	-	-	-	-	-	-	-	-	-	-	-	-	-	-	-	-	-	-	-
Advice to Debit Account	-	-	-	-	-	-	-	-	-	-	-	-	-	-	-	-	-	-	-	-	-	-	-	-	-	-	-
Working Fund For FAPs	-	-	-	-	-	-	-	-	-	-	-	-	-	-	-	-	-	-	-	-	-	-	-	-	-	-	-
Cash Disbursement Ceiling (CDC)	-	-	-	-	-	-	-	-	-	-	-	-	-	-	-	-	-	-	-	-	-	-	-	-	-	-	-
TOTAL CASH DISBURSEMENTS	-	-	-	-	-	-	-	-	-	-	-	-	-	-	-	-	-	-	-	-	-	-	-	-	-	-	-
NON-CASH DISBURSEMENTS																											
Tax Remittance Advices Issued (TRA)	-	-	-	-	-	-	-	-	-	-	-	-	-	-	-	-	-	-	-	-	-	-	-	-	-	-	-
Non-Cash Availment Authority (NCAA)	-	-	-	-	-	-	-	-	-	-	-	-	-	-	-	-	-	-	-	-	-	-	-	-	-	-	-
Disbursements effected through outright deductions from claims	-	-	-	-	-	-	-	-	-	-	-	-	-	-	-	-	-	-	-	-	-	-	-	-	-	-	-
Overpayment of expenses	-	-	-	-	-	-	-	-	-	-	-	-	-	-	-	-	-	-	-	-	-	-	-	-	-	-	-
Restitution for loss of government property	-	-	-	-	-	-	-	-	-	-	-	-	-	-	-	-	-	-	-	-	-	-	-	-	-	-	-
Liquidated damages and similar claims	-	-	-	-	-	-	-	-	-	-	-	-	-	-	-	-	-	-	-	-	-	-	-	-	-	-	-
Others (TEF, BTr Documentary Stamp Tax, etc.)	-	-	-	-	-	-	-	-	-	-	-	-	-	-	-	-	-	-	-	-	-	-	-	-	-	-	-
TOTAL NON-CASH DISBURSEMENTS	-	-	-	-	-	-	-	-	-	-	-	-	-	-	-	-	-	-	-	-	-	-	-	-	-	-	-
GRAND TOTAL	-	-	-	-	-	-	-	-	-	-	-	-	-	-	-	-	-	-	-	-	-	-	-	-	-	-	-

NO TRANSACTION

SUMMARY:	Previous Report	This month	As at Date	Previous Report	This month	As at Date
Total Disbursement Authorities Received						
NCA	-	-	-	-	-	-
NTA	-	-	-	-	-	-
Working Fund	-	-	-	-	-	-
TRA	-	-	-	-	-	-
CDC	-	-	-	-	-	-
NCAA	-	-	-	-	-	-
Less: Notice of Transfer of Allocations (NTA) issued						
Total Disbursement Authorities Available						
Less:						
Lapsed NCA	-	-	-	-	-	-
Disbursements	-	-	-	-	-	-
Less: Other Non-Cash Disbursements						
Disbursements effected through outright deductions from claim:						
Overpayment of expenses	-	-	-	-	-	-
Restitution for loss of government property	-	-	-	-	-	-
Liquidated damages and similar claims	-	-	-	-	-	-
Others (e.g., TEF, BTr Docs Stamp, etc.)	-	-	-	-	-	-
Add/Less: Adjustments (e.g., cancelled/staled checks)						
Balance of Disbursement Authorities as at date						
Certified Correct:						
 ARNOLD T. EBREO Chief, Accounting Section				 NESTOR D. DOMENDEN, CESO IV OIC, Regional Executive Director		

MONTHLY REPORT OF DISBURSEMENTS
For the month of February 2021

Department: DEPARTMENT OF AGRICULTURE
Agency/Entity: OSEC
Operating Unit: RFO 1
Organization Code: 05-001-03-00001
Fund Cluster: 07 - Trust Receipts

Particulars	Current Year Budget					Prior Year's Budget											SUB-TOTAL	Trust Liabilities				Grand Total					Remarks
	PS	MOOE	FinEx	CO	TOTAL	Prior Years' Accounts Payable					Current Year's Accounts Payable					TOTAL		PS	MOOE	CO	TOTAL	PS	MOOE	FinEx	CO	TOTAL	
						PS	MOOE	FinEx	CO	Sub-Total	PS	MOOE	FinEx	CO	Sub-Total												
1	2	3	4	5	6	7	8	9	10	11	12	13	14	15	16	17	18	19	20	21	22	23	24	25	26	27	28
CASH DISBURSEMENTS																											
Notice of Cash Allocation (NCA)	-	-	-	-	-	-	-	-	-	-	-	-	-	-	-	-	-	-	5,161,800.25	-	5,161,800.25	-	5,161,800.25	-	-	5,161,800.25	-
MDS Check Issued	-	-	-	-	-	-	-	-	-	-	-	-	-	-	-	-	-	-	5,161,800.25	-	5,161,800.25	-	5,161,800.25	-	-	5,161,800.25	-
Advice to Debit Account	-	-	-	-	-	-	-	-	-	-	-	-	-	-	-	-	-	-	-	-	-	-	-	-	-	-	-
Notice of Transfer Allocations (NTA)	-	-	-	-	-	-	-	-	-	-	-	-	-	-	-	-	-	-	-	-	-	-	-	-	-	-	-
MDS Check Issued	-	-	-	-	-	-	-	-	-	-	-	-	-	-	-	-	-	-	-	-	-	-	-	-	-	-	-
Advice to Debit Account	-	-	-	-	-	-	-	-	-	-	-	-	-	-	-	-	-	-	-	-	-	-	-	-	-	-	-
Working Fund For FAPs	-	-	-	-	-	-	-	-	-	-	-	-	-	-	-	-	-	-	-	-	-	-	-	-	-	-	-
Cash Disbursement Ceiling (CDC)	-	-	-	-	-	-	-	-	-	-	-	-	-	-	-	-	-	-	-	-	-	-	-	-	-	-	-
TOTAL CASH DISBURSEMENTS	-	-	-	-	-	-	-	-	-	-	-	-	-	-	-	-	-	-	5,161,800.25	-	5,161,800.25	-	5,161,800.25	-	-	5,161,800.25	-
NON-CASH DISBURSEMENTS																											
Tax Remittance Advices Issued (TRA)	-	-	-	-	-	-	-	-	-	-	-	-	-	-	-	-	-	-	-	-	-	-	-	-	-	-	-
Non-Cash Availment Authority (NCAA)	-	-	-	-	-	-	-	-	-	-	-	-	-	-	-	-	-	-	-	-	-	-	-	-	-	-	-
Disbursements effected through outright deductions from claims	-	-	-	-	-	-	-	-	-	-	-	-	-	-	-	-	-	-	-	-	-	-	-	-	-	-	-
Overpayment of expenses	-	-	-	-	-	-	-	-	-	-	-	-	-	-	-	-	-	-	-	-	-	-	-	-	-	-	-
Restitution for loss of government property	-	-	-	-	-	-	-	-	-	-	-	-	-	-	-	-	-	-	-	-	-	-	-	-	-	-	-
Liquidated damages and similar claims	-	-	-	-	-	-	-	-	-	-	-	-	-	-	-	-	-	-	-	-	-	-	-	-	-	-	-
Others (TEF, BTr Documentary Stamp Tax, etc.)	-	-	-	-	-	-	-	-	-	-	-	-	-	-	-	-	-	-	-	-	-	-	-	-	-	-	-
TOTAL NON-CASH DISBURSEMENTS	-	-	-	-	-	-	-	-	-	-	-	-	-	-	-	-	-	-	-	-	-	-	-	-	-	-	-
GRAND TOTAL	-	-	-	-	-	-	-	-	-	-	-	-	-	-	-	-	-	-	5,161,800.25	-	5,161,800.25	-	5,161,800.25	-	-	5,161,800.25	-

SUMMARY:	Previous Report	This month	As at Date	Previous Report	This month	As at Date
Total Disbursement Authorities Received	-	25,176,168.00	25,176,168.00	-	25,176,168.00	25,176,168.00
NCA	-	25,176,168.00	25,176,168.00	-	-	-
NTA	-	-	-	-	-	-
Working Fund	-	-	-	-	-	-
TRA	-	-	-	-	-	-
CDC	-	-	-	-	-	-
NCAA	-	-	-	-	-	-
Less: Notice of Transfer of Allocations (NTA) issued	-	-	-	-	-	-
Total Disbursement Authorities Available	-	25,176,168.00	25,176,168.00	-	25,176,168.00	25,176,168.00
Less:						
Lapsed NCA	-	-	-	-	-	-
Disbursements	-	5,161,800.25	5,161,800.25	-	5,161,800.25	5,161,800.25
Less: Other Non-Cash Disbursements	-	-	-	-	-	-
Disbursements effected through outright deductions from claim:	-	-	-	-	-	-
Overpayment of expenses	-	-	-	-	-	-
Restitution for loss of government property	-	-	-	-	-	-
Liquidated damages and similar claims	-	-	-	-	-	-
Others (e.g., TEF, BTr Docs Stamp, etc.)	-	-	-	-	-	-
Add/Less: Adjustments (e.g., cancelled/staled checks)	-	-	-	-	-	-
Balance of Disbursement Authorities as at date	-	20,014,367.75	20,014,367.75	-	20,014,367.75	20,014,367.75

Certified Correct:

ARNOLD T. EBREO
Chief, Accounting Section

Approved By:

NESTOR D. DOMENDEN, CESO IV
OIC, Regional Executive Director

MONTHLY REPORT OF DISBURSEMENTS
For the month of March 2021

Department: DEPARTMENT OF AGRICULTURE
Agency/Entity: OSEC
Operating Unit: RFO 1
Organization Code: 05-001-03-00001
Fund Cluster: 01 - Regular Agency Fund

Particulars	Current Year Budget					Prior Year's Budget											SUB- TOTAL	Trust Liabilities				Grand Total					Remarks	
	PS	MOOE	FinEx	CO	TOTAL	Prior Years' Accounts Payable					Current Year's Accounts Payable							TOTAL	PS	MOOE	CO	TOTAL	PS	MOOE	FinEx	CO		TOTAL
						PS	MOOE	FinEx	CO	Sub-Total	PS	MOOE	FinEx	CO	Sub-Total													
1	2	3	4	5	6	7	8	9	10	11	12	13	14	15	16	17	18	19	20	21	22	23	24	25	26	27	28	
CASH DISBURSEMENTS																												
Notice of Cash Allocation (NCA)	9,372,170.38	9,568,777.53	-	21,462,970.17	40,403,918.08	31,463.68	328,109,637.41	-	48,601,846.91	376,742,948.00	-	111,807,711.97	-	-	111,807,711.97	488,550,659.97	528,954,578.05	-	-	-	-	9,403,634.06	449,486,126.91	-	70,064,817.08	528,954,578.05		
MDS Check Issued	3,087,401.85	2,776,144.95			5,863,546.80		249,382,963.65		477,172.73	249,860,136.38		111,010,765.09			111,010,765.09	360,870,901.47	366,734,448.27					3,087,401.85	363,169,873.69		477,172.73	366,734,448.27		
Advice to Debit Account	6,284,768.53	6,792,632.58		21,462,970.17	34,540,371.28	31,463.68	78,726,673.76		48,124,674.18	126,882,811.62		796,946.88			796,946.88	127,679,758.50	162,220,129.78					6,316,232.21	86,316,253.22		69,587,644.35	162,220,129.78		
Notice of Transfer Allocations (NTA)	-	-	-	-	-	-	-	-	-	-	-	-	-	-	-	-	-	-	-	-	-	-	-	-	-	-		
MDS Check Issued																												
Advice to Debit Account																												
Working Fund For FAPs																												
Cash Disbursement Ceiling (CDC)																												
TOTAL CASH DISBURSEMENTS	9,372,170.38	9,568,777.53	-	21,462,970.17	40,403,918.08	31,463.68	328,109,637.41	-	48,601,846.91	376,742,948.00	-	111,807,711.97	-	-	111,807,711.97	488,550,659.97	528,954,578.05	-	-	-	-	9,403,634.06	449,486,126.91	-	70,064,817.08	528,954,578.05		
NON-CASH DISBURSEMENTS																												
Tax Remittance Advances Issued (TRA)	820,277.52	32,463.36			852,740.88		1,431,760.25		670,612.91	2,102,373.16		7,072.04			7,072.04	2,109,445.20	2,962,186.08					820,277.52	1,471,295.65	-	670,612.91	2,962,186.08		
Non-Cash Availment Authority (NCAA)																												
Disbursements effected through outright deductions from claims	-	-	-	-	-	-	-	-	-	-	-	-	-	-	-	-	-	-	-	-	-	-	-	-	-	-		
Overpayment of expenses																												
Restitution for loss of government																												
Liquidated damages and similar claims																												
Others (TEF, BTR Documentary Stamp Tax, etc.)																												
TOTAL NON-CASH DISBURSEMENTS	820,277.52	32,463.36	-	-	852,740.88	-	1,431,760.25	-	670,612.91	2,102,373.16	-	7,072.04	-	-	7,072.04	2,109,445.20	2,962,186.08	-	-	-	-	820,277.52	1,471,295.65	-	670,612.91	2,962,186.08		
GRAND TOTAL	10,192,447.90	9,601,240.89	-	21,462,970.17	41,256,658.96	31,463.68	329,541,397.66	-	49,272,459.82	378,845,321.16	-	111,814,784.01	-	-	111,814,784.01	490,660,105.17	531,916,764.13	-	-	-	-	10,223,911.58	450,957,422.56	-	70,735,429.99	531,916,764.13		

SUMMARY:	Previous Report	This month	As at Date	Previous Report	This month	As at Date
Total Disbursement Authorities	162,986,513.81	487,548,604.08	650,535,117.89	Total Disbursements Program	162,986,513.81	487,548,604.08
NCA	162,273,644.00	484,586,418.00	646,860,062.00	Less: Actual Disbursements	118,618,353.76	531,916,764.13
NTA						
Working Fund				(Over)/Under spending	44,368,160.05	(44,368,160.05)
TRA	712,869.81	2,962,186.08	3,675,055.89			
CDC						
NCAA						
Less: Notice of Transfer of Allocations (NTA) issued						
Total Disbursement Authorities Available	162,986,513.81	487,548,604.08	650,535,117.89			
Less:						
Lapsed NCA Disbursements	118,618,353.76	531,916,764.13	650,535,117.89			
Less: Other Non-Cash Disbursements						
Disbursements effected through outright deductions from claim:						
Overpayment of expenses						
Restitution for loss of government property						
Liquidated damages and similar claims						
Others (e.g., TEF, BTR Docs Stamp, etc.)						
Add/Less: Adjustments (e.g., cancelled/staled checks)						
Balance of Disbursement Authorities as at date	44,368,160.05	(44,368,160.05)	-			

Certified Correct:

ARNOLD T. EBREO
Chief, Accounting Section

Approved By:


NESTOR D. DOMENDEN, CESO IV
OIC, Regional Executive Director

Department: DEPARTMENT OF AGRICULTURE
Agency/Entity: OSEC
Operating Unit: RFO 1
Organization Code: 05-001-03-00001
Fund Cluster: : 02 - Foreign Assisted Projects Fund


[illegible]

SUMMARY:	Previous Report	This month	As at Date
Total Disbursement Authorities Received	-	-	-
NCA			
NTA			
Working Fund			
TRA			
CDC			
NCAA			
Less: Notice of Transfer of Allocations (NTA) issued	_____	_____	_____
Total Disbursement Authorities Available	-	-	-
Less:			
Lapsed NCA Disbursements			
Less: Other Non-Cash Disbursements			
Disbursements effected through outright deductions from claims:			
Overpayment of expenses			
Restitution for loss of government property			
Liquidated damages and similar claims			
Others (e.g., TEF, ETr Docs Stamp, etc.)			
Add/less: Adjustments (e.g., cancelled/staled checks)	_____	_____	_____
Balance of Disbursement Authorities as at date	_____	_____	_____

Certified Correct:


ARNOLD T. EBREO
 Chief, Accounting Section

Approved By:


NESTOR D. DOMENDEN, CESO IV
 OIC, Regional Executive Director

MONTHLY REPORT OF DISBURSEMENTS
For the month of March 2021

Department: DEPARTMENT OF AGRICULTURE
Agency/Entity: OSEC
Operating Unit: RFO 1
Organization Code: 05-001-03-00001
Fund Cluster: 07 - Trust Receipts

Particulars	Current Year Budget					Prior Year's Budget											SUB- TOTAL	Trust Liabilities				Grand Total					Remarks
	PS	MOOE	FinEx	CO	TOTAL	Prior Years' Accounts Payable					Current Year's Accounts Payable					TOTAL		PS	MOOE	CO	TOTAL	P\$	MOOE	FinEx	CO	TOTAL	
						PS	MOOE	FinEx	CO	Sub-Total	PS	MOOE	FinEx	CO	Sub-Total												
1	2	3	4	5	6	7	8	9	10	11	12	13	14	15	16	17	18	19	20	21	22	23	24	25	26	27	28
CASH DISBURSEMENTS																											
Notice of Cash Allocation (NCA)	-	-	-	-	-	-	-	-	-	-	-	-	-	-	-	-	-	-	-	-	-	-	-	-	-	-	-
MDS Check Issued	-	-	-	-	-	-	-	-	-	-	-	-	-	-	-	-	-	-	-	-	-	-	-	-	-	-	-
Advice to Debit Account	-	-	-	-	-	-	-	-	-	-	-	-	-	-	-	-	-	-	-	-	-	-	-	-	-	-	-
Notice of Transfer Allocations (NTA)	-	-	-	-	-	-	-	-	-	-	-	-	-	-	-	-	-	-	-	-	-	-	-	-	-	-	-
MDS Check Issued	-	-	-	-	-	-	-	-	-	-	-	-	-	-	-	-	-	-	-	-	-	-	-	-	-	-	-
Advice to Debit Account	-	-	-	-	-	-	-	-	-	-	-	-	-	-	-	-	-	-	-	-	-	-	-	-	-	-	-
Working Fund For FAPs	-	-	-	-	-	-	-	-	-	-	-	-	-	-	-	-	-	-	-	-	-	-	-	-	-	-	-
Cash Disbursement Ceiling (CDC)	-	-	-	-	-	-	-	-	-	-	-	-	-	-	-	-	-	-	-	-	-	-	-	-	-	-	-
TOTAL CASH DISBURSEMENTS	-	-	-	-	-	-	-	-	-	-	-	-	-	-	-	-	-	-	-	-	-	-	-	-	-	-	-
NON-CASH DISBURSEMENTS																											
Tax Remittance Advances Issued (TRA)	-	-	-	-	-	-	-	-	-	-	-	-	-	-	-	-	-	-	-	-	-	-	-	-	-	-	-
Non-Cash Availment Authority (NCAA)	-	-	-	-	-	-	-	-	-	-	-	-	-	-	-	-	-	-	-	-	-	-	-	-	-	-	-
Disbursements effected through outright deductions from claims	-	-	-	-	-	-	-	-	-	-	-	-	-	-	-	-	-	-	-	-	-	-	-	-	-	-	-
Overpayment of expenses	-	-	-	-	-	-	-	-	-	-	-	-	-	-	-	-	-	-	-	-	-	-	-	-	-	-	-
Restitution for loss of government property	-	-	-	-	-	-	-	-	-	-	-	-	-	-	-	-	-	-	-	-	-	-	-	-	-	-	-
Liquidated damages and similar claims	-	-	-	-	-	-	-	-	-	-	-	-	-	-	-	-	-	-	-	-	-	-	-	-	-	-	-
Others (TEF, BTr Documentary Stamp Tax, etc.)	-	-	-	-	-	-	-	-	-	-	-	-	-	-	-	-	-	-	-	-	-	-	-	-	-	-	-
TOTAL NON-CASH DISBURSEMENTS	-	-	-	-	-	-	-	-	-	-	-	-	-	-	-	-	-	-	-	-	-	-	-	-	-	-	-
GRAND TOTAL	-	-	-	-	-	-	-	-	-	-	-	-	-	-	-	-	-	-	-	-	-	-	-	-	-	-	-

SUMMARY:	Previous Report	This month	As at Date	Previous Report	This month	As at Date
Total Disbursement Authorities Received	25,176,168.00	25,176,168.00	50,352,336.00	Total Disbursements Program	25,176,168.00	50,352,336.00
NCA	25,176,168.00	25,176,168.00	50,352,336.00	Less: Actual Disbursements	5,161,800.25	5,161,800.25
NTA	-	-	-			
Working Fund	-	-	-	(Over)/Under spending	20,014,367.75	45,190,535.75
TRA	-	-	-			
CDC	-	-	-			
NCAA	-	-	-			
Less: Notice of Transfer of Allocations (NTA) issued						
Total Disbursement Authorities Available	25,176,168.00	25,176,168.00	50,352,336.00			
Less:						
Lapsed NCA Disbursements	5,161,800.25	-	5,161,800.25			
Less: Other Non-Cash Disbursements						
Disbursements effected through outright deductions from claims:						
Overpayment of expenses	-	-	-			
Restitution for loss of government property	-	-	-			
Liquidated damages and similar claims	-	-	-			
Others (e.g. TEF, BTr Docs Stamp, etc.)	-	-	-			
Add/Less: Adjustments (e.g., cancelled/staled checks)						
Balance of Disbursement Authorities as at date	20,014,367.75	25,176,168.00	45,190,535.75			

Certified Correct:

ARNOLD T. EBREO
Chief, Accounting Section

Approved By:

NESTOR D. DOMENDEN, CESO IV
OIC, Regional Executive Director