

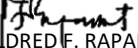
| Expense Class/Major Final Output/PAP Statement/Performance Indicators Description | Unit of Measure | Beneficiaries |        |        |         | PHYSICAL TARGET |         |        |         |           | FUNDING REQUIREMENT (P'000) |         |         |       |         |
|---|-----------------|---------------|--------|--------|---------|-----------------|---------|--------|---------|-----------|-----------------------------|---------|---------|-------|---------|
|   |                 | Individual/s  |        |        | Group/s | Q1              | Q2      | Q3     | Q4      | TOTAL     | Q1                          | Q2      | Q3      | Q4    | TOTAL   |
|   |                 | No Breakdown  | Male   | Female |         |                 |         |        |         |           |                             |         |         |       |         |
| <b>NATIONAL RICE PROGRAM</b>  |                 |               |        |        |         |                 |         |        |         |           | 84,647                      | 571,240 | 116,503 | 5,969 | 778,359 |
| <b>TECHNICAL AND SUPPORT SERVICES PROGRAM</b>                                     |                 |               |        |        |         |                 |         |        |         |           | 39,473                      | 262,018 | 42,323  | 5,969 | 349,783 |
| <b><i>Production Support Services Sub-Program</i></b>                             |                 |               |        |        |         |                 |         |        |         |           | 2,591                       | 173,480 | 20,450  | 150   | 196,671 |
| A. Increase adoption of High Quality Seeds  |                 |               |        |        |         |                 |         |        |         |           |                             |         |         |       |         |
| Hybrid Seed distributed (Recovery Roll-Over Scheme for high yielding provinces)   | kilogram        |               | 12,932 | 1,550  |         |                 | 142,230 | 75,000 |         | 217,230   |                             | 76,032  |         |       | 76,032  |
| Inbred-Registered seeds distributed (Seed Exchange for medium and low yielding    | kilogram        |               | 710    | 86     |         |                 | 12,001  | 3,919  |         | 15,920    | 541                         |         |         |       | 541     |
| B. Disaster Risk Reduction and Management   |                 |               |        |        |         |                 |         |        |         |           |                             |         |         |       |         |
| 1. Seed reserve for quick rehabilitation response                                 |                 |               |        |        |         |                 |         |        |         |           |                             |         |         |       |         |
| a. Registered seeds procured  | kilogram        |               |        |        |         |                 |         | 6,000  |         | 6,000     |                             | 255     |         |       | 255     |
| b. Certified seeds procured   | kilogram        |               |        |        |         |                 | 685,058 |        | 600,000 | 1,285,058 |                             | 43,693  |         |       | 43,693  |
| c. Hybrid seeds procured  | kilogram        |               |        |        |         |                 | 45,000  | 60,000 | 45,000  | 150,000   |                             | 52,500  |         |       | 52,500  |
| 2. Buffer Seed Storage  |                 |               |        |        |         |                 |         |        |         |           |                             |         |         |       |         |
| a. Maintained   | number          |               |        |        |         | 4               | (4)     | (4)    | (4)     | 4         | 50                          | 400     | 450     | 150   | 1,050   |
| 3. Agricultural Chemicals buffer stocks for epidemic mitigation and control       |                 |               |        |        |         |                 |         |        |         |           |                             |         |         |       |         |
| a. Insecticide  | liters          |               |        |        |         | 600             |         |        |         | 600       | 600                         |         |         |       | 600     |
| b. Fungicide  | kilogram        |               |        |        |         | 600             |         |        |         | 600       | 600                         |         |         |       | 600     |
| c. Rodenticide  | kilogram        |               |        |        |         | 200             |         |        |         | 200       | 200                         |         |         |       | 200     |
| d. Bactericide  | liters          |               |        |        |         | 600             |         |        |         | 600       | 600                         |         |         |       | 600     |
| C. DA RFO Production-Related Land, Building, Facilities, Machinery and Equipment  |                 |               |        |        |         |                 |         |        |         |           |                             |         |         |       |         |
| 1. Production Machinery and Equipment   |                 |               |        |        |         |                 |         |        |         |           |                             |         |         |       |         |
| a. Seed Cleaner   | number          |               |        |        |         |                 | 4       |        |         | 4         |                             | 600     |         |       | 600     |
| 2. Farm Machinery Shed  |                 |               |        |        |         |                 |         |        |         |           |                             |         |         |       |         |
| a. Established  | number          |               |        |        |         |                 |         | 2      | 2       | 4         |                             |         | 16,000  |       | 16,000  |
| 3. Agri Supplies/Production Inputs  |                 |               |        |        |         |                 |         |        |         |           |                             |         |         |       |         |
| a. Upgraded   | number          |               |        |        |         |                 |         | 1      |         | 1         |                             |         | 4,000   |       | 4,000   |
| <b><i>Extension Support, Education &amp; Training Services Sub-Program</i></b>    |                 |               |        |        |         |                 |         |        |         |           | 1,626                       | 74,352  | 18,544  | 5,200 | 99,722  |
| A. Training on Hybrid Technology (high yielding provinces)                        | number          |               | 100    | 20     |         |                 | 4       |        |         | 4         |                             | 900     | 100     |       | 1,000   |
| B. Hybrid Rice Model Farm   | no. of sites    |               |        |        |         |                 | 30      |        |         | 30        |                             | 10,000  | 6,000   | 4,000 | 20,000  |
| C. Inbred Rice Model Farm   | no. of sites    |               |        |        |         |                 | 20      |        |         | 20        |                             | 8,000   | 3,000   |       | 11,000  |


|   |                      |  |     |     |  |    |       |       |      |        |     |       |       |       |       |
|---|----------------------|--|-----|-----|--|----|-------|-------|------|--------|-----|-------|-------|-------|-------|
| D. Congresses conducted   | no. of events        |  |     |     |  |    |       |       | 2    | 2      |     |       | 2,629 |       | 2,629 |
| E. Training and Training-Related events   |                      |  |     |     |  |    |       |       |      |        |     |       |       |       |       |
| 1. Enhanced Training of Trainors (TOT)  |                      |  |     |     |  |    |       |       |      |        |     |       |       |       |       |
| a. TOT for LFT-Rainfed  | number               |  | 25  | 5   |  |    | 4     |       |      | 4      |     | 5,000 |       |       | 5,000 |
| b. TOT for sustainable rice production  | number               |  | 50  | 10  |  |    | 1     |       |      | 1      |     | 5,000 |       |       | 5,000 |
| F. Technology updating/Retooling of AEWs/las/SWISA  |                      |  |     |     |  |    |       |       |      |        |     |       |       |       |       |
| 1. Seed Growers Training  | number               |  | 100 | 20  |  |    | 2     | 2     |      | 4      |     | 1,000 |       |       | 1,000 |
| 2. Refresher Course/Capability Enhancement of AEWs  | number               |  | 90  | 30  |  |    |       | 4     |      | 4      |     | 900   | 100   |       | 1,000 |
| G. Specialized Training   |                      |  |     |     |  |    |       |       |      |        |     |       |       |       |       |
| 1. Operation and Maintenance of Farm Machinery, Equipment and Facilities (move to AFMEFFS)                  | number               |  | 115 | 5   |  |    | 4     |       |      | 4      |     | 800   | 200   |       | 1,000 |
| 2. Support to SIKAT SAKA/Other credit programs  | number               |  | 500 | 100 |  |    | 6     | 6     |      | 12     |     | 500   |       |       | 500   |
| H. Organizing and Development   |                      |  |     |     |  |    |       |       |      |        |     |       |       |       |       |
| 1. Institutional dev't of SWISAs/las/Fas  | number               |  |     |     |  |    |       |       |      |        |     | 300   | 200   |       | 500   |
| 2. FSPs   |                      |  |     |     |  |    |       |       |      |        |     |       |       |       |       |
| a. Strengthening of existing FSP  |                      |  |     |     |  |    |       |       |      |        |     |       |       |       |       |
| - Training events   | number               |  | 250 | 50  |  |    | 5     | 5     |      | 10     |     | 700   | 200   | 100   | 1,000 |
| I. Enhanced Farmer Field School conducted   |                      |  |     |     |  |    |       |       |      |        |     |       |       |       |       |
| 1. PALAYCHECK/Palayamanan/Rice Production Field School/Climate Resiliency                                   |                      |  |     |     |  |    |       |       |      |        |     |       |       |       |       |
| a. FFS conducted  | number               |  | 89  | 25  |  |    | 7     | 70    | 37   | 114    |     | 6,500 | 500   | 1,100 | 8,100 |
| J. Participatory Techno Demo/Participatory Action Research (PTD/PAR) of LFT/FLE established                 |                      |  |     |     |  |    |       |       |      |        |     |       |       |       |       |
| 1. LFT Techno Demo conducted  | no. of TD            |  | 7   | 2   |  |    | 3     | 6     |      | 9      |     | 200   | 100   |       | 300   |
| K. Strategic Micro Enterprises for Rice Based Farms and Communities   |                      |  |     |     |  |    |       |       |      |        |     |       |       |       |       |
| 1. Community Based Mushroom   |                      |  |     |     |  |    |       |       |      |        |     |       |       |       |       |
| a. Enterprises set up   | number               |  | 160 | 20  |  |    | 3     | 3     |      | 6      | 700 |       |       |       | 700   |
| b. Enterprise maintained  | number               |  |     |     |  |    | 13    | (13)  | (13) | 13     | 300 |       |       |       | 300   |
| 2. Agribased Micro Enterprises for women in rice based farm household s and communities                     |                      |  |     |     |  |    |       |       |      |        |     |       |       |       |       |
| a. Enterprises set up   | number               |  | 120 | 30  |  |    |       | 3     | 2    | 5      |     | 500   | 500   |       | 1,000 |
| L. IEC Materials Disseminated   |                      |  |     |     |  |    |       |       |      |        |     |       |       |       |       |
| 1. Broadcast  |                      |  |     |     |  |    |       |       |      |        |     |       |       |       |       |
| a. Radio Program  | no. of times         |  |     |     |  | 90 | 90    | 90    | 90   | 360    | 456 | 744   |       |       | 1,200 |
| 2. Print  |                      |  |     |     |  |    | 6,700 | 3,300 |      | 10,000 | 170 |       | 255   |       | 425   |
| a. Newsletter/IEC Reading Materials   | no. of copies        |  |     |     |  |    |       |       |      |        |     |       |       |       |       |
| 3. Audio-Visuals Presentation (AVP)   |                      |  |     |     |  |    |       |       |      |        |     |       |       |       |       |
| a. Audio-Video documentation of success stories, successful farming technologies and research breakthroughs | No. of AVPs produced |  |     |     |  |    |       |       | 4    | 4      |     | 200   | 460   |       | 660   |

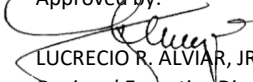
|   |                     |  |  |  |       |        |        |        |         |        |        |       |     |        |  |
|---|---------------------|--|--|--|-------|--------|--------|--------|---------|--------|--------|-------|-----|--------|--|
| M. Special Events conducted   |                     |  |  |  |       |        |        |        |         |        |        |       |     |        |  |
| 1. Information Caravan/Festival/World Food Day/RIOs-PIOs-AFID staff workshops/Team Building | No. of info caravan |  |  |  |       |        |        | 1      | 1       |        |        | 250   |     | 250    |  |
| N. Individuals Given Incentives, Recognitions and Awards                                    |                     |  |  |  |       |        |        |        |         |        |        |       |     |        |  |
| 1. Incentive Allowance  |                     |  |  |  |       |        |        |        |         |        |        |       |     |        |  |
| a. Provincial Agriculturist (PA)  | number              |  |  |  |       | 4      | (4)    | (4)    | 4       |        | 216    |       |     | 216    |  |
| b. Municipal/City/ Agriculturist (MA)   | number              |  |  |  |       | 125    | (125)  | (125)  | 125     |        | 6,000  |       |     | 6,000  |  |
| c. Rice Provincial Coordinator  | number              |  |  |  |       | 4      | (4)    | (4)    | 4       |        | 192    |       |     | 192    |  |
| d. Agricultural Technologist (AT)   | number              |  |  |  |       | 468    | (468)  | (468)  | 468     |        | 19,656 |       |     | 19,656 |  |
| e. LFT Irrigated  | number              |  |  |  |       | 18     | (18)   | (18)   | 18      |        | 648    |       |     | 648    |  |
| f. LFT Rainfed Lowland  | number              |  |  |  |       | 88     | (88)   | (88)   | 88      |        | 3,168  |       |     | 3,168  |  |
| g. LFT upland   | number              |  |  |  |       | 8      | (8)    | (8)    | 8       |        | 288    |       |     | 288    |  |
| 2. Recognition and Awards   | number              |  |  |  |       |        |        |        |         |        |        |       |     |        |  |
| a. RAA  |                     |  |  |  |       |        |        |        |         |        |        |       |     |        |  |
| - AEWs  | number              |  |  |  |       |        | 44     |        | 44      |        | 880    |       |     | 880    |  |
| - LFTs  | number              |  |  |  |       |        | 3      |        | 3       |        | 60     |       |     | 60     |  |
| b. GAWAD SAKA   |                     |  |  |  |       |        |        |        |         |        |        |       |     |        |  |
| - Regional Outstanding Rice Farmer  | number              |  |  |  |       | 1      |        |        | 1       |        | 100    |       |     | 100    |  |
| O. Deployment of RCM II   |                     |  |  |  |       |        |        |        |         |        |        |       |     |        |  |
| 1. Intensive field deployment of RCM II by RFOs   | number              |  |  |  | 4,000 | 48,000 | 31,000 | 17,000 | 100,000 |        | 2,000  | 3,950 |     | 5,950  |  |
| <b>Research and Development Sub-Program</b>   |                     |  |  |  |       |        |        |        | -       | 35,256 | 14,186 | 3,329 | 619 | 53,390 |  |
| A. Research and Development activities  |                     |  |  |  |       |        |        |        |         |        |        |       |     |        |  |
| 1. Completed (to be completed within 2019)  |                     |  |  |  |       |        |        |        |         |        |        |       |     |        |  |
| a. DA-IRRI Collaboration  |                     |  |  |  |       |        |        |        |         |        |        |       |     |        |  |
| - Rice Crop Manager (Phase II)  | number              |  |  |  |       | 1      |        |        | 1       | 1,255  | 1,350  | 590   | 20  | 3,215  |  |
| b. Regional Rice R & D Projects   |                     |  |  |  |       |        |        |        |         |        |        |       |     |        |  |
| - Production-Related  | number              |  |  |  |       | 1      | 1      |        | 2       | 945    | 810    | 340   | 15  | 2,110  |  |
| 2. Continuing (multi-year, to be completed in the succeeding years after 2019)              |                     |  |  |  |       |        |        |        |         |        |        |       |     |        |  |
| a. DA-IRRI Collaboration  |                     |  |  |  |       |        |        |        |         |        |        |       |     |        |  |
| - PRIME   | number              |  |  |  |       | 1      |        |        | 1       | 1,375  | 1,095  | 320   | 35  | 2,825  |  |
| - Next Gen  | number              |  |  |  |       | 1      |        |        | 1       | 2,195  | 1,295  | 710   | 10  | 4,210  |  |
| b. Strategic RDE Support Program  |                     |  |  |  |       |        |        |        |         |        |        |       |     |        |  |
| - Mushroom on station modules   | number              |  |  |  | 4     |        |        |        | 4       | 2,120  | 595    | 610   | 30  | 3,355  |  |
| c. Regional Rice R & D projects   |                     |  |  |  |       |        |        |        |         |        |        |       |     |        |  |
| - Production-Related  | number              |  |  |  |       | 1      |        |        | 1       | 1,115  |        | 10    | 10  | 1,135  |  |
| - Extension-Related   | number              |  |  |  |       | 1      |        |        | 1       | 1,045  |        | 10    | 20  | 1,075  |  |
| 3. New (R & D to be started in 2019)  |                     |  |  |  |       |        |        |        |         |        |        |       |     |        |  |
| a. Strategic RDE  |                     |  |  |  |       |        |        |        |         |        |        |       |     |        |  |
| - Mushroom studies conducted  | number              |  |  |  | 1     | 1      |        |        | 2       | 1,106  | 186    | 79    | 79  | 1,450  |  |
| b. Regional Rice R & D Projects   |                     |  |  |  |       |        |        |        |         |        |        |       |     |        |  |
| - Production-Related  | number              |  |  |  |       | 2      | 2      |        | 4       | 4,515  | 970    | 330   | 160 | 5,975  |  |
| - Extension-Related   | number              |  |  |  | 2     |        |        |        | 4       | 7,205  | 265    | 210   | 120 | 7,800  |  |
| - Policy-Related  | number              |  |  |  | 1     |        |        |        | 1       | 1,380  | 120    | 120   | 120 | 1,740  |  |

|   |          |  |  |  |     |     |     |     |     |     |               |                |               |          |                |
|---|----------|--|--|--|-----|-----|-----|-----|-----|-----|---------------|----------------|---------------|----------|----------------|
| c. Collaborative R & D with Other Institutions  | number   |  |  |  |     |     | 3   | 2   |     | 5   | 5,000         |                |               |          | 5,000          |
| B. R & D Support Facilities   |          |  |  |  |     |     |     |     |     |     |               |                |               |          |                |
| 1. Buildings and Structures   |          |  |  |  |     |     |     |     |     |     |               |                |               |          |                |
| a. Upgraded   | number   |  |  |  |     | 2   | 3   |     |     | 5   | 6,000         | 3,000          |               |          | 9,000          |
| 2. Research and Equipment   |          |  |  |  |     |     |     |     |     |     |               |                |               |          |                |
| a. Procured   | number   |  |  |  |     |     |     |     |     |     |               | 1,500          |               |          | 1,500          |
| 3. Office equipment and furnitures  |          |  |  |  |     |     |     |     |     |     |               |                |               |          |                |
| a. Procured   | number   |  |  |  |     |     | 1   |     |     | 1   |               | 3,000          |               |          | 3,000          |
| <b>AGRICULTURAL MACHINERY, EQUIPMENT, FACILITIES AND INFRASTRUCTURE PROGRAM</b>             |          |  |  |  |     |     |     |     |     |     | <b>45,174</b> | <b>309,222</b> | <b>74,180</b> | <b>-</b> | <b>428,576</b> |
| <b><i>Agricultural Machinery, Equipment and Facilities Support Services Sub-Program</i></b> |          |  |  |  |     |     |     |     |     |     | <b>25,174</b> | <b>27,902</b>  | <b>13,750</b> | <b>-</b> | <b>66,826</b>  |
| A. Farm Production-Related Machinery and Equipment distributed                              |          |  |  |  |     |     |     |     |     |     |               |                |               |          |                |
| 1. 4WD Tractors (35-45 hp)  | number   |  |  |  | 5   | 5   |     |     |     | 5   |               | 5,000          |               |          | 5,000          |
| 2. Hand Tractors with pneumatic tire  | number   |  |  |  | 10  | 10  |     |     |     | 10  | 1,500         |                |               |          | 1,500          |
| 3. Transplanter with seedling tray  |          |  |  |  |     |     |     |     |     |     |               |                |               |          |                |
| a. Transplanter-Riding  | number   |  |  |  | 4   | 4   |     |     |     | 4   | 6,174         |                |               |          | 6,174          |
| 4. Hauling Truck  | number   |  |  |  | 4   |     | 4   |     |     | 4   |               | 10,000         |               |          | 10,000         |
| B. Post Harvest Machinery & Equipment distributed   |          |  |  |  |     |     |     |     |     |     |               |                |               |          |                |
| 1. Rice Combined Harvester  | number   |  |  |  | 5   | 5   |     |     |     | 5   |               | 10,000         |               |          | 10,000         |
| 2. Seed Cleaner*  | number   |  |  |  | 11  | 11  |     |     |     | 11  |               | 1,652          |               |          | 1,652          |
| 3. Recirculating Dryer  | number   |  |  |  | 5   | 5   |     |     |     | 5   | 17,500        |                |               |          | 17,500         |
| 4. Drying Facilities constructed  |          |  |  |  |     |     |     |     |     |     |               |                |               |          |                |
| a. Multi-Purpose Drying Pavement  | number   |  |  |  | 10  | 9   | 1   |     |     | 10  |               | 1,250          | 1,250         |          | 2,500          |
| 5. Storage Facilities constructed   |          |  |  |  |     |     |     |     |     |     |               |                |               |          |                |
| a. Warehouse  | number   |  |  |  | 5   |     |     |     |     | 5   |               |                | 12,500        |          | 12,500         |
| <b><i>Irrigation Network Services Sub-Program</i></b>                                       |          |  |  |  |     |     |     |     |     |     | <b>20,000</b> | <b>281,320</b> | <b>60,430</b> | <b>-</b> | <b>361,750</b> |
| A. Small Scale Irrigation Projects (SSIP) Construction/Installation                         |          |  |  |  |     |     |     |     |     |     |               |                |               |          |                |
| 1. Small Water Impounding Project   | number   |  |  |  | 8   |     |     | 3   | 5   | 8   |               | 139,800        | 5,070         |          | 144,870        |
| Service Area generated  | hectares |  |  |  |     |     |     | 229 | 364 | 593 |               |                |               |          |                |
| 2. Diversion Dam  | number   |  |  |  | 12  |     |     | 11  | 1   | 12  |               | 106,780        | 3,870         |          | 110,650        |
| Service Area generated  | hectares |  |  |  |     |     |     | 479 | 109 | 588 |               |                |               |          |                |
| 3. Pump & Engine set for Shallow Tubewell (STW)   | number   |  |  |  | 200 | 200 |     |     |     | 200 | 20,000        |                |               |          | 20,000         |
| Service Area generated  | hectares |  |  |  |     | 600 |     |     |     | 600 |               |                |               |          |                |
| 4. Solar Powered Irrigation System (SPIS)   | number   |  |  |  | 5   |     |     | 3   | 2   | 5   |               | 11,580         | 18,420        |          | 30,000         |
| Service Area generated  | hectares |  |  |  |     |     |     | 30  | 20  | 50  |               |                |               |          |                |
| B. Small Scale Irrigation Projects (SSIP) Rehabilitation and Improvement                    |          |  |  |  |     |     |     |     |     | -   |               |                |               |          |                |
| 1. Small Water Impounding Project   | number   |  |  |  | 5   |     | 1   | 4   |     | 5   |               | 6,755          | 23,575        |          | 30,330         |
| Service Area generated  | hectares |  |  |  |     |     | 260 | 36  |     | 296 |               |                |               |          |                |
| 2. Diversion Dam  | number   |  |  |  | 5   |     |     | 5   |     | 5   |               | 13,510         | 8,990         |          | 22,500         |
| Service Area generated  | hectares |  |  |  |     |     |     | 153 |     | 153 |               |                |               |          |                |
| 3. Small Farm Reservoir   | number   |  |  |  | 2   |     | 2   |     |     | 2   |               | 2,895          | 505           |          | 3,400          |

|                        |          |  |  |  |  |  |    |  |  |  |    |  |  |  |  |  |
|------------------------|----------|--|--|--|--|--|----|--|--|--|----|--|--|--|--|--|
| Service Area generated | hectares |  |  |  |  |  | 16 |  |  |  | 16 |  |  |  |  |  |
|                        |          |  |  |  |  |  |    |  |  |  |    |  |  |  |  |  |
|                        |          |  |  |  |  |  |    |  |  |  |    |  |  |  |  |  |


Prepared by:  
  
MILDRED F. RAPANUT  
PO II


Concurred by:  
  
DORIS JOY C. GARCIA  
Chief, PMED

Approved by:  
  
LUCRECIO R. ALVIAR, JR., CESO III  
Regional Executive Director

[illegible]

|   |                    |     |  |  |   |  |     |       |       |     |               |               |              |              |               |
|---|--------------------|-----|--|--|---|--|-----|-------|-------|-----|---------------|---------------|--------------|--------------|---------------|
| - Corn  | Number             | 120 |  |  |   |  |     | 2     | 1     | 3   | 25.5          | 274.5         |              |              | 300           |
| - Cassava   | Number             | 40  |  |  |   |  |     | 1     |       | 1   | 16            | 84            |              |              | 100           |
| f. Support to Quality Corn Achievers Awards, Cassava Cluster Management Excellence Awards, Cornucopia Awards and Gawad Saka |                    |     |  |  |   |  |     |       |       |     |               |               |              | 300          | 300           |
| 2. Support to LGU Extension Workers Incentives  |                    |     |  |  |   |  |     |       |       |     |               |               |              |              |               |
| a. Provincial Coordinator   | Number             |     |  |  |   |  | 4   | (4)   | (4)   | 4   |               | 168           |              |              | 168           |
| b. Agricultural Extension Workers   | Number             |     |  |  |   |  | 257 | (257) | (257) | 257 |               | 7,668         |              | 1,584        | 9,252         |
| 3. Radio Programs   | No. of times aired |     |  |  |   |  |     | 5     | 15    | 20  | 150           |               |              |              | 150           |
| <b>Research and Development Sub-Program</b>   |                    |     |  |  |   |  |     |       |       |     | <b>458</b>    | <b>557</b>    | <b>4,142</b> | <b>1,593</b> | <b>6,750</b>  |
| 1. Regional Research and Development (R & D) projects   |                    |     |  |  |   |  |     |       |       |     |               |               |              |              |               |
| a. New studies conducted/funded   |                    |     |  |  |   |  |     |       |       |     |               |               |              |              |               |
| - Production-Related  | Number             |     |  |  |   |  |     | 1     | 2     | 3   | 458           | 176           | 995          | 47           | 1,675         |
| - Postharvest-Related   | Number             |     |  |  |   |  |     | 1     |       | 1   |               | 85            | 580          | 335          | 1,000         |
| - Extension-Related   | Number             |     |  |  |   |  |     |       | 1     | 1   |               | 80            | 1,560        | 70           | 1,710         |
| - Policy-Related  | Number             |     |  |  |   |  |     | 1     |       | 1   |               | 50            | 650          | 1050         | 1,750         |
| b. Continuing studies conducted/funded  |                    |     |  |  |   |  |     |       |       |     |               |               |              |              |               |
| - Production-Related  | Number             |     |  |  |   |  |     | 1     | 1     | 2   |               | 167           | 357          | 91           | 615           |
| <b>AGRICULTURAL MACHINERY, EQUIPMENT, FACILITIES AND INFRASTRUCTURE PROGRAM</b>   |                    |     |  |  |   |  |     |       |       |     | <b>13,573</b> | <b>25,797</b> | <b>-</b>     | <b>-</b>     | <b>39,370</b> |
| <b>Agricultural Machinery, Equipment and Facilities Support Services Sub-Program</b>  |                    |     |  |  |   |  |     |       |       |     | <b>3,573</b>  | <b>25,797</b> | <b>-</b>     | <b>-</b>     | <b>29,370</b> |
| 1. Farm Production-Related Machinery and Equipment distributed  |                    |     |  |  |   |  |     |       |       |     | <b>518</b>    | <b>24,104</b> | <b>0</b>     | <b>0</b>     | <b>24,622</b> |
| a. Four-Wheel Drive Tractor for Corn (90hp)   | Number             |     |  |  | 2 |  |     | 2     |       | 2   |               | 6,000         |              |              | 6,000         |
| b. Four-Wheel Drive Tractor for Corn (40-50hp)  | Number             |     |  |  | 6 |  |     | 6     |       | 6   |               | 10,972        |              |              | 10,972        |
| c. Two-row Corn Planter   | Number             |     |  |  | 2 |  |     | 2     |       | 2   | 518           | 132           |              |              | 650           |
| d. Corn Picker  | Number             |     |  |  | 2 |  |     | 2     |       | 2   |               | 7,000         |              |              | 7,000         |
| 2. Postharvest Related Machinery and Equipment distributed  |                    |     |  |  |   |  |     |       |       |     | <b>3,055</b>  | <b>1,693</b>  | <b>0</b>     | <b>0</b>     | <b>4,748</b>  |
| a. Hammer Mill  | Number             |     |  |  | 4 |  |     | 4     |       | 4   | 615           | 385           |              |              | 1,000         |
| b. Corn Sheller   | Number             |     |  |  | 7 |  |     | 7     |       | 7   | 1154          | 596           |              |              | 1,750         |
| c. Cassava Grater with Presser  | Number             |     |  |  | 9 |  |     | 9     |       | 9   | 1,286         | 64            |              |              | 1,350         |
| d. Cassava Pulverizer   | Number             |     |  |  | 9 |  |     | 9     |       | 9   |               | 648           |              |              | 648           |
| <b>Irrigation Network Services Sub-Program</b>  |                    |     |  |  |   |  |     |       |       |     | <b>10,000</b> |               |              |              | <b>10,000</b> |
| a. Pump and Engine set for Shallow Tubewell   | Number             | 32  |  |  |   |  |     | 100   |       | 100 | 10,000        |               |              |              | 10,000        |
| > Service Area  | hectares           |     |  |  |   |  |     | 300   |       | 300 |               |               |              |              |               |
|   |                    |     |  |  |   |  |     |       |       |     |               |               |              |              |               |

Prepared by:  
  
MILDRED F. RAPANUT  
PO II

Concurred by:  
  
DORIS O. C. GARCIA  
Chief, PMED

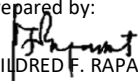
Approved by:  
  
LUCRECIO R. ALVIAR, JR., CESO III  
Regional Executive Director

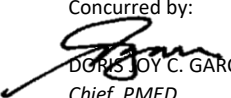
| Expense Class/Major Final Output/PAP Statement/Performance Indicators Description | Unit of Measure | Beneficiaries |      |        |     |         | PHYSICAL TARGET |    |    |        |        | FUNDING REQUIREMENT (P'000) |        |        |        |       |        |
|---|-----------------|---------------|------|--------|-----|---------|-----------------|----|----|--------|--------|-----------------------------|--------|--------|--------|-------|--------|
|   |                 | Individual/s  |      |        | LGU | Group/s |                 |    |    |        |        |                             |        |        |        |       |        |
|   |                 | No Breakdown  | Male | Female |     |         | Q1              | Q2 | Q3 | Q4     | TOTAL  | Q1                          | Q2     | Q3     | Q4     | TOTAL |        |
| NATIONAL HIGH VALUE CROPS DEVELOPEMENT PROGRAM                                    |                 |               |      |        |     |         |                 |    |    |        |        |                             | 17,799 | 56,831 | 15,780 | 2,810 | 93,220 |
| TECHNICAL AND SUPPORT SERVICES PROGRAM  |                 |               |      |        |     |         |                 |    |    |        |        |                             | 510    | 45,236 | 13,340 | 969   | 60,055 |
| Production Support Services Sub-Program   |                 |               |      |        |     |         |                 |    |    |        |        |                             | 457    | 29,092 | 10,892 | 86    | 40,527 |
| Input Indicators:   |                 |               |      |        |     |         |                 |    |    |        |        |                             |        |        |        |       |        |
| 1. Seeds distributed  |                 |               |      |        |     |         |                 |    |    |        |        |                             |        |        |        |       |        |
| a. Mungbean   | kilogram        |               |      |        | 15  | 11      |                 |    |    |        | 10,500 | 10,500                      |        | 1,680  |        |       | 1,680  |
| Area Planted  | hectare         |               |      |        |     |         |                 |    |    |        | 525    | 525                         |        |        |        |       |        |
| b. Peanut   | kilogram        |               |      |        | 7   | 7       |                 |    |    |        | 6,100  | 6,100                       |        | 1,670  |        |       | 1,670  |
| Area Planted  | hectare         |               |      |        |     |         |                 |    |    |        | 43.6   | 44                          |        |        |        |       |        |
| c. Garlic   | kilogram        |               |      |        |     | 1       |                 |    |    |        | 33,333 | 33,333                      |        |        | 10,000 |       | 10,000 |
| Area Planted  | hectare         |               |      |        |     |         |                 |    |    |        | 56     | 56                          |        |        |        |       |        |
| d. Yellow Onion   | kilogram        |               |      |        | 2   | 5       |                 |    |    | 100    |        | 100                         |        | 2,000  |        |       | 2,000  |
| Area Planted  | hectare         |               |      |        |     |         |                 |    |    | 25     |        | 25                          |        |        |        |       |        |
| e. Shallot  | kilogram        |               |      |        | 5   | 6       |                 |    |    | 80     |        | 80                          |        | 400    |        |       | 400    |
| Area Planted  | hectare         |               |      |        |     |         |                 |    |    | 20     |        | 20                          |        |        |        |       |        |
| f. Red Onion  | kilogram        |               |      |        | 4   | 7       |                 |    |    | 105    |        | 105                         |        | 735    |        |       | 735    |
| Area Planted  | hectare         |               |      |        |     |         |                 |    |    | 26     |        | 26                          |        |        |        |       |        |
| g. Lowland Vegetables   | kilogram        |               |      |        | 45  | 60      |                 |    |    | 750    |        | 750                         |        | 7,500  |        |       | 7,500  |
| Area Planted  | hectare         |               |      |        |     |         |                 |    |    | 250    |        | 250                         |        |        |        |       |        |
| h. Malunggay  | kilogram        |               |      |        | 12  |         |                 |    |    | 50     |        | 50                          |        | 20     |        |       | 20     |
| Area Planted  | hectare         |               |      |        |     |         |                 |    |    | 13     |        | 13                          |        |        |        |       |        |
| i. Soybean  | kilogram        |               |      |        | 12  |         |                 |    |    | 1,000  |        | 1,000                       |        | 80     |        |       | 80     |
| Area Planted  | hectare         |               |      |        |     |         |                 |    |    | 20     |        | 20                          |        |        |        |       |        |
| j. Seed for Buffer Stocking   |                 |               |      |        |     |         |                 |    |    |        |        |                             |        |        |        |       |        |
| > Lowland Vegetables  |                 |               |      |        |     |         |                 |    |    |        |        |                             |        |        |        |       |        |
| - Procured  | kilogram        |               |      |        |     |         |                 |    |    | 200    |        | 200                         |        | 2,000  |        |       | 2,000  |
| - Produced  | kilogram        |               |      |        |     |         |                 |    |    | 1,500  |        | 1,500                       | 224    | 776    |        |       | 1,000  |
| 2. Planting Materials distributed   |                 |               |      |        |     |         |                 |    |    |        |        |                             |        |        |        |       | -      |
| - Industrial Crops  |                 |               |      |        |     |         |                 |    |    |        |        |                             |        |        |        |       |        |
| a. Coffee   | piece           |               |      |        | 8   | 8       |                 |    |    | 21,403 |        | 21,403                      |        | 837    |        |       | 837    |
| Area Planted  | hectare         |               |      |        |     |         |                 |    |    | 21     |        | 21                          |        |        |        |       |        |
| b. Cacao  | piece           |               |      |        | 7   | 6       |                 |    |    | 8,996  |        | 8,996                       |        | 361    |        | 44    | 405    |
| Area Planted  | hectare         |               |      |        |     |         |                 |    |    | 18     |        | 18                          |        |        |        |       |        |
| 3. Other Farm Inputs  |                 |               |      |        |     |         |                 |    |    |        |        |                             |        |        |        |       |        |
| a. Flower Inducer   | bags            |               |      |        | 17  | 9       |                 |    |    | 2,000  |        | 2,000                       |        | 8,000  |        |       | 8,000  |
| b. Inorganic Fertilizer   | bags            |               |      |        |     | 1       |                 |    |    | 250    |        | 250                         |        | 325    |        |       | 325    |
| c. Gibberellic Acid (GA3)   | piece           |               |      |        |     | 1       |                 |    |    | 500    |        | 500                         |        | 125    |        |       | 125    |




|  |               |  |     |     |  |    |     |       |        |       |     |        |        |       |       |        |
|--|---------------|--|-----|-----|--|----|-----|-------|--------|-------|-----|--------|--------|-------|-------|--------|
| 4. Production Facilities (DA Stations)   |               |  |     |     |  |    |     |       |        |       |     |        |        |       |       |        |
| - Maintenance  |               |  |     |     |  |    |     |       |        |       |     |        |        |       |       |        |
| a. Greenhouse  | number        |  |     |     |  |    | 13  | (13)  | (13)   | (13)  | 13  | 113    | 845    | 300   | 42    | 1,300  |
| b. Nursery   | number        |  |     |     |  |    | 8   | (8)   | (8)    | (8)   | 8   | 120    | 388    | 292   |       | 800    |
| c. Tissue Culture Laboratory   | number        |  |     |     |  |    | 1   | (1)   | (1)    | (1)   | 1   |        | 300    |       |       | 300    |
| d. Seed Storage  | number        |  |     |     |  |    | 4   | (4)   | (4)    | (4)   | 4   |        | 200    | 200   |       | 400    |
| e. Foundation Scion Grove  | number        |  |     |     |  |    | 4   | (4)   | (4)    | (4)   | 4   |        | 400    |       |       | 400    |
| f. Clonal Garden   | number        |  |     |     |  |    | 1   | (1)   | (1)    | (1)   | 1   |        | 100    |       |       | 100    |
| g. Budwood Garden  | number        |  |     |     |  |    | 2   | (2)   | (2)    | (2)   | 2   |        | 100    | 100   |       | 200    |
| h. Index Laboratory  | number        |  |     |     |  |    | 1   | (1)   | (1)    | (1)   | 1   |        | 250    |       |       | 250    |
| <b>Extension Support, Education and Training Services Sub-Program</b>                |               |  |     |     |  |    |     |       |        |       |     | 53     | 16,144 | 2,448 | 883   | 19,528 |
| <b>Output Indicators:</b>  |               |  |     |     |  |    |     |       |        |       |     |        |        |       |       |        |
| Extension Workers trained to support the capacity of LGUs                            | number        |  | 32  | 48  |  |    |     |       |        |       |     |        |        |       |       |        |
| Individual Beneficiaries provided with training support services                     | number        |  | 320 | 400 |  |    |     |       |        |       |     |        |        |       |       |        |
| <b>Input Indicators:</b>   |               |  |     |     |  |    |     |       |        |       |     |        |        |       |       |        |
| 1. Training and training-related events  |               |  |     |     |  |    |     |       |        |       |     |        |        |       |       |        |
| a. Package of Technology (POT)   | number        |  |     |     |  |    |     | 4     | 10     | 2     |     |        | 530    | 878   | 193   |        |
| - Extension Workers  | number        |  | 32  | 48  |  |    |     |       |        |       |     |        |        |       |       |        |
| - Farmers  | number        |  | 320 | 400 |  |    |     |       |        |       |     |        |        |       |       |        |
| 2. Technology Demonstration Established  |               |  |     |     |  |    |     |       |        |       |     |        |        |       |       |        |
| a. Technology Demonstration (General)  | number        |  |     |     |  |    |     |       |        | 4     |     |        |        | 400   |       |        |
| 3. Technology Demonstration (Rehabilitation of Old Trees)                            |               |  |     |     |  |    |     |       |        |       |     |        |        |       |       |        |
| a. Coffee  |               |  |     |     |  |    |     |       |        |       |     |        |        |       |       |        |
| - No. of sites   | number        |  |     |     |  |    |     |       | 20     |       |     |        | 600    |       |       |        |
| - No. of trees   | number        |  |     |     |  |    |     |       | 10,000 |       |     |        |        |       |       |        |
| b. Cacao   |               |  |     |     |  |    |     |       |        |       |     |        |        |       |       |        |
| - No. of sites   | number        |  |     |     |  |    |     |       | 12     |       |     |        | 360    |       |       |        |
| - No. of trees   | number        |  |     |     |  |    |     |       | 6,000  |       |     |        |        |       |       |        |
| c. Mango   |               |  |     |     |  |    |     |       |        |       |     |        |        |       |       |        |
| - No. of sites   | number        |  |     |     |  |    |     |       | 32     |       |     | 41     | 9,000  | 500   | 58    |        |
| - No. of trees   | number        |  |     |     |  |    |     |       | 16,000 |       |     |        |        |       |       |        |
| 4. Support to Agricultural Extension Workers   |               |  |     |     |  |    |     |       |        |       |     |        |        |       |       |        |
| a. AEWs provided with Incentives   | number        |  |     |     |  |    | 155 | (155) | (155)  | (155) | 155 |        | 5,500  | 500   | 534   |        |
| 5. Information, Education & Communication  |               |  |     |     |  |    |     |       |        |       |     |        |        |       |       |        |
| a. IEC materials disseminated  |               |  |     |     |  |    |     |       |        |       |     |        |        |       |       |        |
| > Print dissemination  | no. of copies |  |     |     |  |    |     | 2,000 | 2,500  |       |     | 12     | 154    | 170   | 98    |        |
| <b>AGRICULTURAL MACHINERY, EQUIPMENT, FACILITIES AND INFRASTRUCTURE PROGRAM</b>      |               |  |     |     |  |    |     |       |        |       |     | 17,289 | 11,595 | 2,440 | 1,841 | 33,165 |
| <b>Agricultural Machinery, Equipment and Facilities Support Services Sub-Program</b> |               |  |     |     |  |    |     |       |        |       |     | 7,789  | 11,595 | 800   | 1,766 | 21,950 |
| <b>Input Indicators:</b>   |               |  |     |     |  |    |     |       |        |       |     |        |        |       |       |        |
| 1. Farm Production-Related Machinery and Equipment Distributed                       |               |  |     |     |  |    |     |       |        |       |     |        |        |       |       | 11,889 |
| a. Tractor   | number        |  |     |     |  | 3  |     |       | 3      |       |     |        | 3,165  |       | 335   | 3,500  |
| b. Hand Tractor/Multi-Cultivator   | number        |  |     |     |  | 32 |     |       | 32     |       |     | 6,315  |        |       | 185   | 6,500  |

|   |         |  |  |  |     |    |  |  |       |   |  |       |       |       |     |        |
|---|---------|--|--|--|-----|----|--|--|-------|---|--|-------|-------|-------|-----|--------|
| c. Power Sprayer  | number  |  |  |  |     | 10 |  |  | 30    |   |  |       | 846   |       | 54  | 900    |
| d. Knapsack Sprayer   | number  |  |  |  |     | 20 |  |  | 100   |   |  |       | 300   |       |     | 300    |
| e. Pole/Power Pruner/Shear  | number  |  |  |  |     | 15 |  |  | 75    |   |  |       | 236   |       | 138 | 374    |
| f. Mni Chainsaw   | number  |  |  |  |     | 10 |  |  | 10    |   |  |       | 250   |       | 65  | 315    |
| 2. Production Facilities Established                                      |         |  |  |  |     |    |  |  |       |   |  |       |       |       |     | 0      |
| a. Schoolgarden   | number  |  |  |  | 700 |    |  |  | 700   |   |  | 89    | 6,738 | 800   | 774 | 8,401  |
| 3. Postharvest/processing equipment & Machineries distributed/constructed |         |  |  |  |     |    |  |  |       |   |  |       |       |       |     | 1,660  |
| a. Fermentation Box   | number  |  |  |  |     | 4  |  |  | 20    |   |  | 40    |       |       |     | 40     |
| b. Moisture Meter   | number  |  |  |  |     | 2  |  |  | 2     |   |  |       | 60    |       | 20  | 80     |
| c. Plastic Crate  | number  |  |  |  |     | 30 |  |  | 3,080 |   |  | 1,345 |       |       | 195 | 1,540  |
| Irrigation Network Services Sub-Program                                   |         |  |  |  |     |    |  |  |       |   |  | 9,500 | -     | 1,640 | 75  | 11,215 |
| Input Indicators:   |         |  |  |  |     |    |  |  |       |   |  |       |       |       |     |        |
| 1. Small-Scale Irrigation Projects (SSIP) constructed/installed           |         |  |  |  |     |    |  |  |       |   |  |       |       |       |     |        |
| a. Shallow Tubewell   | number  |  |  |  |     | 33 |  |  | 100   |   |  | 7,000 |       |       |     | 7,000  |
| Service Area  | hectare |  |  |  |     |    |  |  | 300   |   |  |       |       |       |     |        |
| b. Drip Irrigation  | number  |  |  |  |     | 2  |  |  |       | 2 |  |       |       | 640   |     | 640    |
| Service Area  | hectare |  |  |  |     |    |  |  |       | 2 |  |       |       |       |     |        |
| c. Wind Pump (Pump Irrigation System)                                     | number  |  |  |  |     | 2  |  |  |       | 2 |  |       |       | 1,000 |     | 1,000  |
| Service Area  | hectare |  |  |  |     |    |  |  |       | 6 |  |       |       |       |     |        |
| 2. Other Irrigation Paraphernalia distributed                             |         |  |  |  |     |    |  |  |       |   |  |       |       |       |     |        |
| a. HDPE Pipe  | number  |  |  |  |     | 33 |  |  | 200   |   |  | 760   |       |       | 40  | 800    |
| b. Water Plastic Drum   | number  |  |  |  |     | 14 |  |  | 14    |   |  | 1,740 |       |       | 35  | 1,775  |
|   |         |  |  |  |     |    |  |  |       |   |  |       |       |       |     |        |

Prepared by:  
  
MILDRED F. RAPANUT  
PO II

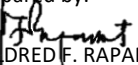
Concurred by:  
  
DORIS JOY C. GARCIA  
Chief, PMED


Approved by:  
  
LUCRECIO R. ALVIAR, JR., CESO III  
Regional Executive Director

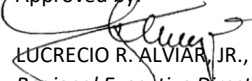
[illegible]

[illegible]

|   |        |  |  |  |  |  |     |  |   |     |       |  |     |     |       |
|---|--------|--|--|--|--|--|-----|--|---|-----|-------|--|-----|-----|-------|
| 1. LGU-extension workers given incentives | number |  |  |  |  |  | 228 |  |   | 228 | 6,000 |  | 570 | 941 | 7,511 |
| 2. Awards and Recognition                 | number |  |  |  |  |  |     |  | 1 | 1   |       |  |     | 300 | 300   |
|   |        |  |  |  |  |  |     |  |   |     |       |  |     |     |       |
|   |        |  |  |  |  |  |     |  |   |     |       |  |     |     |       |

Prepared by:  
  
MILDRED F. RAPANUT  
PO II

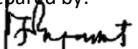
Concurred by:  
  
DORIS L. C. GARCIA  
Chief, PMED


Approved by:  
  
LUCRECIO R. ALVIAR, JR., CESO III  
Regional Executive Director

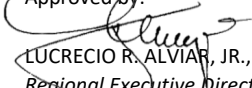
| Expense Class/Major Final Output/PAP Statement/Performance Indicators Description             | Unit of Measure | Beneficiaries |      |        |         | PHYSICAL TARGET |     |     |    |        | FUNDING REQUIREMENT (P'000) |       |       |     |        |
|---|-----------------|---------------|------|--------|---------|-----------------|-----|-----|----|--------|-----------------------------|-------|-------|-----|--------|
|   |                 | Individual/s  |      |        | Group/s | Q1              | Q2  | Q3  | Q4 | TOTAL  | Q1                          | Q2    | Q3    | Q4  | TOTAL  |
|   |                 | No Breakdown  | Male | Female |         |                 |     |     |    |        |                             |       |       |     |        |
| <b>NATIONAL ORGANIC AGRICULTURE PROGRAM</b>   |                 |               |      |        |         |                 |     |     |    |        | 13,767                      | 1,705 | 1,450 | 841 | 17,763 |
| <b>TECHNICAL AND SUPPORT SERVICES PROGRAM</b>   |                 |               |      |        |         |                 |     |     |    |        | 8,823                       | 1,705 | 1,450 | 841 | 12,819 |
| <b><i>Production Support Services Sub-Program</i></b>   |                 |               |      |        |         |                 |     |     |    |        | 8,077                       | 0     | 0     | 0   | 8,077  |
| 1. Distribution of Production Inputs  |                 |               |      |        |         |                 |     |     |    |        |                             |       |       |     |        |
| a. Seeds  |                 |               |      |        |         |                 |     |     |    |        |                             |       |       |     |        |
| > Rice  | kilogram        | 30            |      |        |         |                 | 500 | 500 |    | 1000   | 80                          |       |       |     | 80     |
| > Corn  | kilogram        | 15            |      |        |         |                 | 250 | 250 |    | 500    | 80                          |       |       |     | 80     |
| > Assorted Vegetables   | kilogram        | 50            |      |        |         |                 | 2   | 1   |    | 3      | 160                         |       |       |     | 160    |
| b. Production/Farm Animals Distribution   |                 |               |      |        |         |                 |     |     |    |        |                             |       |       |     |        |
| > Swine   | no. of heads    |               |      |        | 4       |                 | 26  | 24  |    | 50     | 100                         |       |       |     | 100    |
| > Large Ruminant (Dairy Carabao)  | no. of heads    |               |      |        | 2       | 12              |     |     |    | 12     | 552                         |       |       |     | 552    |
| > Small Ruminant (Goat)   | no. of heads    |               |      |        | 2       |                 |     | 10  |    | 10     | 125                         |       |       |     | 125    |
| > Poultry (Chicken)   | no. of heads    |               |      |        | 2       |                 | 30  | 20  |    | 50     | 125                         |       |       |     | 125    |
| > Poultry (Duck)  | no. of heads    |               |      |        | 5       |                 | 40  | 120 | 40 | 200    | 125                         |       |       |     | 125    |
| 2. Distribution of Soil Amendments and Compost Activators in kilogram                         |                 |               |      |        |         |                 |     |     |    | 0      |                             |       |       |     |        |
| a. Vermicompost   | kilogram        | 10            |      |        | 4       | 90,000          |     |     |    | 90,000 | 900                         |       |       |     | 900    |
| b. Organic Fertilizer Production Materials (Molasses)   | kilogram        | 400           |      |        |         | 26,571          |     |     |    | 26,571 | 930                         |       |       |     | 930    |
| 3. Farm and Other Production Related Tools/Supplies distributed (Nets)                        | number          |               |      |        | 10      | 100             |     |     |    | 100    | 400                         |       |       |     | 400    |
| 4. DA RFO Production/Post Harvest Related Building, Facilities, established and maintained    |                 |               |      |        |         |                 |     |     |    |        |                             |       |       |     |        |
| a. Maintenance of Production Related Building/Facilities                                      |                 |               |      |        |         |                 |     |     |    |        |                             |       |       |     |        |
| > Poultry Production Facility   | number          | 1             |      |        |         | 1               |     |     |    | 1      | 1,100                       |       |       |     | 1,100  |
| > Livestock Production Facility   | number          | 1             |      |        |         | 1               |     |     |    | 1      | 1,100                       |       |       |     | 1,100  |
| > Vermi Shed  | number          | 2             |      |        |         | 2               |     |     |    | 2      | 2,200                       |       |       |     | 2,200  |
| > Small Scale Composting Facility   | number          | 1             |      |        |         | 1               |     |     |    | 1      | 100                         |       |       |     | 100    |
| <b><i>Extension Support, Education and Training Services Sub-Program</i></b>                  |                 |               |      |        |         |                 |     |     |    |        | 746                         | 1,705 | 1450  | 841 | 4,742  |
| 1. Training and Training-Related Events   |                 |               |      |        |         |                 |     |     |    |        |                             |       |       |     |        |
| a. Training on National Certification on OA (NC11)/OA Skills Competency and Capacity Building |                 |               |      |        |         |                 |     |     |    |        |                             |       |       |     |        |
| > Ips   | number          | 100           |      |        |         |                 | 1   | 1   |    | 2      | 70                          | 200   |       |     | 270    |
| > GAD   | number          | 50            |      |        |         |                 | 1   |     |    | 1      | 35                          | 100   |       |     | 135    |

|   |                                  |     |   |  |   |    |     |     |   |       |              |          |          |          |              |
|---|----------------------------------|-----|---|--|---|----|-----|-----|---|-------|--------------|----------|----------|----------|--------------|
| b. Training on Organic Agriculture  |                                  |     |   |  |   |    |     |     |   |       |              |          |          |          |              |
| > Seminar/Orientation on OA   | number                           | 100 |   |  |   |    | 1   | 1   |   | 2     | 35           | 160      |          |          | 195          |
| 2. Organic Techno Demo  |                                  |     |   |  |   |    |     |     |   |       |              |          |          |          |              |
| > Established   | no. of sites                     | 1   |   |  |   |    |     | 1   |   | 1     |              |          | 1,100    |          | 1,100        |
| > Maintained  | no. of sites                     | 250 |   |  |   |    | 5   |     |   | 5     | 63           |          |          |          | 63           |
| 3. IEC Materials disseminated   |                                  |     |   |  |   |    |     |     |   |       |              |          |          |          |              |
| > Print   |                                  |     |   |  |   |    |     |     |   |       |              |          |          |          |              |
| - Newsletter/IEC reading materials  | no. of copies produced & dist'd. |     |   |  |   |    | 500 | 500 |   | 1,000 | 80           |          |          |          | 80           |
| - Tarpaulins/Streamers/Signages/billboards  | no. of pcs. Produced/installed   |     |   |  |   |    | 2   |     |   | 2     | 5            |          |          |          | 5            |
| 4. Special Events conducted   |                                  |     |   |  |   |    |     |     |   |       |              |          |          |          |              |
| > NATIONAL ORGANIC AGRICULTURE CONGRESS   |                                  |     |   |  |   |    |     |     | 1 | 1     | 75           | 75       | 75       | 666      | 891          |
| - Farmer Participants   | number                           | 40  |   |  |   |    |     |     |   |       |              |          |          |          |              |
| - LGU Participants  | number                           | 16  |   |  |   |    |     |     |   |       |              |          |          |          |              |
| - RFO/OU Support Staff  | number                           | 10  |   |  |   |    |     |     |   |       |              |          |          |          |              |
| - Academe   | number                           | 4   |   |  |   |    |     |     |   |       |              |          |          |          |              |
| 5. Individual Given Incentives, Recognition and Awards                                  |                                  |     |   |  |   |    |     |     |   |       |              |          |          |          |              |
| > Recognition and Awards  | number                           |     |   |  |   |    | 7   |     |   | 7     |              |          |          |          |              |
| - NOAAA/ROAAA   |                                  |     |   |  |   |    |     |     |   |       |              |          |          |          |              |
| Outstanding Province  | number                           | 1   |   |  |   |    | 1   |     |   | 1     |              | 500      |          |          | 500          |
| Outstanding Municipality/City   | number                           | 1   |   |  |   |    | 1   |     |   | 1     |              | 300      |          |          | 300          |
| Outstanding LGU Extension Worker  | number                           | 1   |   |  |   |    | 1   |     |   | 1     |              | 50       |          |          | 50           |
| Outstanding Provincial Focal Person   | number                           | 1   |   |  |   |    | 1   |     |   | 1     |              | 25       |          |          | 25           |
| Outstanding Municipal Focal Person  | number                           | 1   |   |  |   |    | 1   |     |   | 1     |              | 20       |          |          | 20           |
| Outstanding Small Farmer: Individual  | number                           | 1   |   |  |   |    | 1   |     |   | 1     |              | 50       |          |          | 50           |
| Outstanding Small Farmer:Family   | number                           |     |   |  | 1 |    | 1   |     |   | 1     |              | 50       |          |          | 50           |
| > Incentive Allowance   |                                  |     |   |  |   |    |     |     |   | -     |              |          |          |          | 0            |
| - Provincial Office   | number                           | 4   |   |  |   |    |     |     |   | 4     | 138          | 100      | 100      | 100      | 438          |
| - Municipal Office  | number                           | 3   |   |  |   |    | 3   |     |   | 3     | 105          | 75       | 75       | 75       | 330          |
| 6. Certification Assistance   |                                  |     |   |  |   |    |     |     |   |       |              |          |          |          |              |
| > New Applicants  | number                           | 1   |   |  |   |    |     | 1   |   |       | 140          |          |          |          | 140          |
| > Renewal   | number                           |     | 1 |  |   |    |     | 1   |   |       |              |          | 100      |          | 100          |
| <b>Agricultural Machinery, Equipment, Facilities and Infrastructure Program(AMEFIP)</b> |                                  |     |   |  |   |    |     |     |   |       | <b>4,944</b> | <b>-</b> | <b>-</b> | <b>-</b> | <b>4,944</b> |
| 1. Agricultural Machinery, Equipment and Facilities Support Services (AMEFSS)           |                                  |     |   |  |   |    |     |     |   |       | <b>1,864</b> | <b>-</b> | <b>-</b> | <b>-</b> | <b>1,864</b> |
| a. Farm Production-Related Machinery and Equipment distributed                          |                                  |     |   |  |   |    |     |     |   |       |              |          |          |          |              |
| - Hand Tractor  |                                  |     |   |  |   |    |     |     |   |       |              |          |          |          |              |
| > Pull-type (with Trailer)  | number                           |     |   |  | 2 | 2  |     |     |   | 2     | 300          |          |          |          | 300          |
| - Multi-Purpose Cultivator  | number                           |     |   |  | 4 | 4  |     |     |   | 4     | 800          |          |          |          | 800          |
| - Knapsack Sprayer  | number                           |     |   |  | 4 | 11 |     |     |   | 11    | 44           |          |          |          | 44           |
| - Shredder  | number                           |     |   |  | 8 | 8  |     |     |   | 8     | 720          |          |          |          | 720          |

|   |        |  |  |  |    |    |  |  |  |    |       |   |   |   |       |
|---|--------|--|--|--|----|----|--|--|--|----|-------|---|---|---|-------|
| b. Post Harvest Machinery & Equipment distributed                   |        |  |  |  |    |    |  |  |  |    | 1,080 | 0 | 0 | 0 | 1,080 |
| - Vacuum Sealer   | number |  |  |  | 5  | 5  |  |  |  | 5  | 280   |   |   |   | 280   |
| - Rice Mill   | number |  |  |  | 4  | 4  |  |  |  | 4  | 800   |   |   |   | 800   |
| 2. Irrigaton Network Services (INS)                                 |        |  |  |  |    |    |  |  |  |    | 2,000 |   |   |   | 2,000 |
| a. Small Scale Irrigation Projects (SSIP) Construction/Installation |        |  |  |  |    |    |  |  |  |    |       |   |   |   |       |
| - Pump & Engine sets for Shallow Tubewell (STW)                     | number |  |  |  | 15 | 20 |  |  |  | 20 | 2,000 |   |   |   | 2,000 |
|   |        |  |  |  |    |    |  |  |  |    |       |   |   |   |       |
|   |        |  |  |  |    |    |  |  |  |    |       |   |   |   |       |

Prepared by:  
  
MILDRED F. RAPANUT  
PO II

Concurred by:  
  
DORIS JOY C. GARCIA  
Chief, PMED

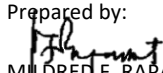
Approved by:  
  
LUCRECIO R. ALVIAR, JR., CESO III  
Regional Executive Director





| Expense Class/Major Final Output/PAP Statement/Performance Indicators Description       | Unit of Measure | Beneficiaries |      |        |         | PHYSICAL TARGET |         |         |         |           | FUNDING REQUIREMENT (P'000) |       |       |     |        |
|---|-----------------|---------------|------|--------|---------|-----------------|---------|---------|---------|-----------|-----------------------------|-------|-------|-----|--------|
|   |                 | Individual/s  |      |        | Group/s |                 |         |         |         |           |                             |       |       |     |        |
|   |                 | No Breakdown  | Male | Female |         | Q1              | Q2      | Q3      | Q4      | TOTAL     | Q1                          | Q2    | Q3    | Q4  | TOTAL  |
| REGULAR (VARIOUS) PROGRAM   |                 |               |      |        |         |                 |         |         |         |           |                             |       |       |     |        |
| Other Market Development Services Activities  |                 |               |      |        |         |                 |         |         |         |           | 1,170                       | 4,949 | 4,096 | 727 | 10,942 |
| Output Indicators:  |                 |               |      |        |         |                 |         |         |         |           |                             |       |       |     |        |
| Beneficiaries provided with Market Development Services                                 | number          |               | 339  | 406    | 42      |                 |         |         |         |           |                             |       |       |     |        |
| Amount of sales generated from market related events                                    | peso            |               |      |        |         | 200,000         | 800,000 | 300,000 | 200,000 | 1,500,000 |                             |       |       |     |        |
| Input Indicators:   |                 |               |      |        |         |                 |         |         |         |           |                             |       |       |     |        |
| 1. Market Related events  |                 |               |      |        |         |                 |         |         |         |           |                             |       |       |     |        |
| - Conducted (Local)   |                 |               |      |        |         |                 |         |         |         |           |                             |       |       |     |        |
| a. Conduct of Agribusiness Support for Promotion and Investment in Regional Exposition) | number          |               |      |        |         |                 | 1       |         |         |           |                             | 1,000 |       |     | 1,000  |
| b. Market Linkage of Agricultural Commodities (Market Forum on Cacao and Coffee)        | number          |               |      |        |         | 2               |         |         |         |           | 100                         |       |       |     | 100    |
| c. Conduct of Tienda  | number          |               |      |        |         | 1               | 3       | 3       | 1       | 8         | 47                          | 141   | 141   | 47  | 376    |
| - Assisted (Local)  |                 |               |      |        |         |                 |         |         |         |           |                             |       |       |     |        |
| a. Assistance/Participation to Trade Fairs/Exhibits                                     |                 |               |      |        |         |                 |         |         |         |           |                             |       |       |     |        |
| > Buy Pinoy Exporters Fair  | number          |               |      |        |         |                 |         | 1       |         | 1         |                             |       | 38    |     | 38     |
| > North Philippine Expo   | number          |               |      |        |         |                 |         | 1       |         | 1         |                             | 38    |       |     | 38     |
| > Philippine Natural and Organic Product Exposition                                     | number          |               |      |        |         |                 |         | 1       |         | 1         |                             |       | 38    |     | 38     |
| - Assisted (International)  |                 |               |      |        |         |                 |         |         |         |           |                             |       |       |     |        |
| a. Assistance/Participation to Trade Fairs/Exhibits (Locally held)                      |                 |               |      |        |         |                 |         |         |         |           |                             |       |       |     |        |
| > Manila Foods & Beverages Expo   | number          |               |      |        |         | 1               |         |         |         | 1         | 38                          |       |       |     | 38     |
| > Agrilink/Foodlink/Aqualink  | number          |               |      |        |         |                 |         |         | 1       | 1         |                             |       |       | 38  | 38     |
| > Madrid Fusion Manila  | number          |               |      |        |         |                 | 1       |         |         | 1         |                             | 25    |       |     | 25     |
| > SIAL MANILA   | number          |               |      |        |         |                 | 1       |         |         | 1         |                             | 38    |       |     | 38     |
|   |                 |               |      |        |         |                 |         |         |         |           |                             |       |       |     |        |
| PROCESS INDICATORS:   |                 |               |      |        |         |                 |         |         |         |           |                             |       |       |     |        |
| a. Market Studies/Research activities conducted   |                 |               |      |        |         |                 |         |         |         |           |                             |       |       |     |        |
| - Market Study  | number          |               |      |        |         |                 |         | 1       |         | 1         |                             |       | 262   | 88  | 350    |
| - Preparation and packaging of Investment Concepts                                      | number          |               |      |        |         |                 | 10      | 10      |         | 20        |                             | 225   | 225   |     | 450    |

|   |        |  |  |  |  |   |    |    |   |    |    |     |     |    |     |
|---|--------|--|--|--|--|---|----|----|---|----|----|-----|-----|----|-----|
| - Development of Business Models from PCIP  | number |  |  |  |  |   | 10 | 10 |   | 20 |    | 75  | 75  |    | 150 |
| b. Other Market Related Activities  |        |  |  |  |  |   |    |    |   |    |    |     |     |    |     |
| - Conduct of Agribusiness Investment Forum  | number |  |  |  |  |   |    | 3  | 1 | 4  |    |     | 212 | 62 | 274 |
| - Conduct of Stakeholders Consultation of Agribusiness Investment Potentials (Validation/Documentation)                           | number |  |  |  |  | 2 | 2  |    |   | 4  | 50 | 50  |     |    | 100 |
| - Training on Business Plan Preparation and Business Management for the Receipients of Agri-Machineries and Postharvest Equipment | number |  |  |  |  |   | 2  |    |   | 2  |    | 187 |     |    | 187 |
| - Conduct of Seminar/Awareness on Packaging and Labelling in Support to the Agri-based Processors-Suppliers of OSAC               | number |  |  |  |  |   | 1  |    |   | 1  |    | 23  |     |    | 23  |
| - Conduct of Entrepreneurial Seminar  | number |  |  |  |  | 1 | 3  |    |   | 4  | 80 | 239 |     |    | 319 |
| - Conduct of Orientation/Seminar on Trade Fair Law  | number |  |  |  |  |   |    | 4  |   | 4  |    |     | 80  |    | 80  |
| - Training on Good Manufacturing Practices with Benchmarking activity   | number |  |  |  |  |   |    | 1  |   | 1  |    |     | 114 |    | 114 |
| - Conduct of SSOP for Agribased Processors with Bencmarking activity  | number |  |  |  |  |   |    | 1  |   | 1  |    |     | 114 |    | 114 |
| - Conduct of AMAS/AMAD 2nd Quarter Assessment   | number |  |  |  |  |   |    |    |   |    |    | 750 |     |    | 750 |
| c. Market-Related Infrastructure Activities   |        |  |  |  |  |   |    |    |   |    |    |     |     |    | -   |
| - Support to One Stop Shop Agribusiness Center (OSAC) Product Promotion   | number |  |  |  |  |   |    |    |   |    |    |     | 20  |    | 20  |
| - Support to Product Development of Corn-By Product   | number |  |  |  |  |   |    | 1  |   | 1  |    |     | 50  |    | 50  |
| - Conduct of Annual FTP/OTP Assessment cum Seminar on Enterprise Management   | number |  |  |  |  |   |    | 2  |   | 2  |    |     | 167 |    | 167 |
| - Capacity Building on the Operation and Management of Slaughterhouse and APTC  | number |  |  |  |  |   |    | 1  |   | 1  |    |     | 56  |    | 56  |
| d. Market Related Information and Communications Technology Activities conducted  |        |  |  |  |  |   |    |    |   |    |    |     |     |    |     |
| - Updating and printing of CRA and Cost Structure for Agri Commodities of Region 1  |        |  |  |  |  |   |    |    |   |    |    | 20  | 30  | 60 | 110 |
| - Printing of Commodity Investment Profile  |        |  |  |  |  |   |    |    |   |    |    |     | 150 |    | 150 |
| - Production/Printing of Agri-Investment Profile  |        |  |  |  |  |   |    |    |   |    |    |     | 150 |    | 150 |
| - Production/Printing of Investment Opportunities in the Region (AVP)   |        |  |  |  |  |   |    |    |   |    |    |     | 53  | 18 | 71  |
| - Weekly Monitoring and Blasting of Prices of Basic Agricultural Commodities  |        |  |  |  |  |   |    |    |   |    | 10 |     |     |    | 10  |
| - Profiling and updating of Directory of Business Development Service Providers for Micro, Small, Medium of Enterprises           |        |  |  |  |  |   |    |    |   |    | 30 | 45  | 15  |    | 90  |
| - Profiling of Trucking Service Providers   |        |  |  |  |  |   |    |    |   |    |    | 30  | 30  | 30 | 90  |
| - Conduct of Briefing of Foodlane Project   | number |  |  |  |  | 1 |    |    |   | 1  | 23 |     |     |    | 23  |

|  |        |  |  |  |  |   |     |     |     |   |     |     |     |     |       |
|--|--------|--|--|--|--|---|-----|-----|-----|---|-----|-----|-----|-----|-------|
| PROGRAM MANAGEMENT   |        |  |  |  |  |   |     |     |     |   | 504 | 417 | 646 | 174 | 1,741 |
| 1. Rice Market Development Services Activities   |        |  |  |  |  |   |     |     |     |   |     |     |     |     |       |
| - Other Market-Related activities  |        |  |  |  |  |   |     |     |     |   |     |     |     |     |       |
| a. Training on Rice Grading and Standardization for RPC Recipients                                   | number |  |  |  |  |   | 2   |     | 2   |   | 160 |     |     |     | 160   |
| b. Printing of packaging and labelling of Rice for RPC recipients                                    |        |  |  |  |  |   |     |     |     |   |     |     | 350 |     | 350   |
| Program Management   |        |  |  |  |  |   |     |     |     |   | 30  | 20  |     |     |       |
| 2. Corn Market Development Services Activities   |        |  |  |  |  |   |     |     |     |   |     |     |     |     |       |
| - Other Market-Related activities  |        |  |  |  |  |   |     |     |     |   |     |     |     |     |       |
| a. Product Development Seminar cum Product Promotion in support to Bigas-Mais project                | number |  |  |  |  |   | 1   |     | 1   |   |     |     | 100 |     | 100   |
| b. Training on Business Plan Preparation and Business Management                                     | number |  |  |  |  |   | 4   |     | 4   |   |     |     | 400 |     | 400   |
| c. Packaging Materials for Bigas Mais Blend Project  | number |  |  |  |  |   |     |     |     |   |     |     | 110 |     | 110   |
| 3. HVCDP Market Development Services Activities conducted  |        |  |  |  |  |   |     |     |     |   |     |     |     |     |       |
| - Local  |        |  |  |  |  |   |     |     |     |   |     |     |     |     |       |
| a. Market Matching/Linkaging cum Regional Roadshow   | number |  |  |  |  |   | 2   |     | 2   |   |     |     | 150 |     | 150   |
| - Other Market Related Activities  |        |  |  |  |  |   |     |     |     |   |     |     |     |     |       |
| a. Support/Participation to National Congresses / Summit   | number |  |  |  |  |   | 1   | 1   | 1   | 3 | 180 | 180 | 180 |     | 540   |
| 4. OAP Market Development Services Activities conducted  |        |  |  |  |  |   |     |     |     |   |     |     |     |     |       |
| - Other Market Related Activities  |        |  |  |  |  |   |     |     |     |   |     |     |     |     |       |
| a. Conduct of Regional Organic Agriculture Congress cum Trade Fair and Exhibit of Slow Food Products | number |  |  |  |  |   | 1   |     | 1   |   | 700 |     |     |     | 700   |
| - Market Related Infrastructure Activities   |        |  |  |  |  |   |     |     |     |   |     |     |     |     |       |
| a. Stall Subsidies   | number |  |  |  |  | 3 | (3) | (3) | (3) | 3 | 288 | 576 |     |     | 864   |
| PROGRAM MANAGEMENT   |        |  |  |  |  |   |     |     |     |   |     |     | 120 | 30  | 150   |
|  |        |  |  |  |  |   |     |     |     |   |     |     |     |     |       |

Prepared by:  
  
MILDRED F. RAPANUT  
PO II

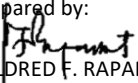
Concurred by:  
  
DORIS JOY C. GARCIA  
Chief, PMED


Approved by:  
  
LUCRECIO R. ALVIAR, JR., CESO III  
Regional Executive Director

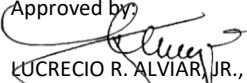
| Expense Class/Major Final Output/PAP Statement/Performance Indicators Description   | Unit of Measure | Beneficiaries |      |        |         | PHYSICAL TARGET |     |    |    |       | FUNDING REQUIREMENT (P'000) |     |     |     |       |
|---|-----------------|---------------|------|--------|---------|-----------------|-----|----|----|-------|-----------------------------|-----|-----|-----|-------|
|   |                 | Individual/s  |      |        | Group/s |                 |     |    |    |       |                             |     |     |     |       |
|   |                 | No Breakdown  | Male | Female |         | Q1              | Q2  | Q3 | Q4 | TOTAL | Q1                          | Q2  | Q3  | Q4  | TOTAL |
| AGRICULTURE AND FISHERY REGULATORY SUPPORT PROGRAM  |                 |               |      |        |         |                 |     |    |    |       | 427                         | 773 | 364 | 258 | 1,822 |
| Registration and Licensing  |                 |               |      |        |         |                 |     |    |    |       | 244                         | 114 | 76  | 45  | 479   |
| Registration  |                 |               |      |        |         |                 |     |    |    |       |                             |     |     |     |       |
| 1. Processing of application for Registration of Livestock, Poultry & By-Products Handlers (LPH) in compliance to AO #8, Application endorsed to BAI              | number          |               |      |        |         | 60              | 52  | 80 | 18 | 210   |                             |     |     |     |       |
| 2. Processing of application for Registration of Animal Facilities/Establishment in compliance to Animal Welfare Act, RA 8485, No. of application endorsed to BAI | number          |               |      |        |         | 6               | 8   | 11 | 20 | 45    |                             |     |     |     |       |
| 3. Renewal of License to Operate of Feed Establishment, No. of application approved by DA-RED as per Memo Order No. 34, s. 2004                                   |                 |               |      |        |         | 639             |     |    |    | 639   |                             |     |     |     |       |
| 4. Processing of Application (License to Operate) of New Feed Establishment, No. of application endorsed to BAI   | number          |               |      |        |         |                 | 36  |    |    | 36    |                             |     |     |     |       |
| Licensing   |                 |               |      |        |         |                 |     |    |    |       |                             |     |     |     |       |
| 1. Renewal of License to Operate of Veterinary Drugs and Products Establishment, approved by DA-Regional Executive Director as per Memo Order No., 34, s.2004     | number          |               |      |        |         | 121             | 138 | 77 | 51 | 387   |                             |     |     |     |       |
| 2. Processing of application (LTO) of New Veterinary Drugs and Products Outlet, No. of applications endorsed to BAI   | number          |               |      |        |         |                 | 36  |    |    | 36    |                             |     |     |     |       |
| Certification and Accreditation   |                 |               |      |        |         |                 |     |    |    |       |                             |     |     |     |       |
| 1. Processing of application for Registration of Livestock, Poultry & By-Products Handlers (LPH) in compliance to AO #8, Application endorsed to BAI              | number          |               |      |        |         | 97              | 43  | 45 | 15 | 200   |                             |     |     |     |       |
| 2. Processing of application for certification of Good Agriculture Practices, (GAP) Farms, No. of applications endorsed to BPI                                    | number          |               |      |        |         |                 | 10  | 7  | 3  | 20    |                             |     |     |     |       |

|  |        |  |  |  |  |     |     |     |     |       |     |     |     |     |       |
|--|--------|--|--|--|--|-----|-----|-----|-----|-------|-----|-----|-----|-----|-------|
| 3. Processing of application for certification as Good Animal Husbandry Practices (GAHP) Farms., No. of applications endorsed to BAI | number |  |  |  |  |     |     |     | 2   | 2     |     |     |     |     |       |
| 4. Processing of application for accreditation of Plant Nursery Operators, No. of application endorsed to BPI                        | number |  |  |  |  |     | 3   | 2   |     | 5     |     |     |     |     |       |
| 5. Processing of application of Plant Material Certification, No. of application endorsed to BPI                                     | number |  |  |  |  |     |     | 2   |     | 2     |     |     |     |     |       |
| 6. Processing of application for accreditation of Show Veterinarians/Show Organizer, No. of applications endorsed to BAI             | number |  |  |  |  | 9   |     |     | 1   | 10    |     |     |     |     |       |
| Permits  |        |  |  |  |  |     |     |     |     |       |     |     |     |     |       |
| 1. Processing of application for Animal Research Permits, No. of application endorsed to BAI   | number |  |  |  |  |     | 22  | 5   |     | 27    |     |     |     |     |       |
| 2. Processing of application for Animal Show Permits, No. of application endorsed to BAI   | number |  |  |  |  | 3   |     |     |     | 3     |     |     |     |     |       |
| Quality Control and Inspection   |        |  |  |  |  |     |     |     |     |       | 183 | 659 | 288 | 213 | 1,343 |
| 1 Agriculture & Fishery facilities/establishment monitored and/or inspected with reports issued                                      | number |  |  |  |  |     |     |     |     |       |     |     |     |     |       |
| a. Monitoring & Inspection of Feed Establishment in compliance to RA 1556  | number |  |  |  |  | 363 | 285 | 246 | 175 | 1,069 |     |     |     |     |       |
| b. Monitoring & Inspection of Veterinary Drug and Product Outlets (VDAP) in compliance to RA 3720                                    | number |  |  |  |  | 218 | 183 | 127 | 109 | 637   |     |     |     |     |       |
| c. Monitoring & Inspection of Animal Facilities/Establishments in compliance to RA 8485  | number |  |  |  |  | 27  | 33  | 26  | 20  | 106   |     |     |     |     |       |
| Agriculture and Fishery products monitored and/or inspected with reports issued  |        |  |  |  |  |     |     |     |     |       |     |     |     |     |       |
| 1. Monitoring & Inspection of Feed Quality Standard (Feed Sampling for Quality Assurance)  | number |  |  |  |  | 284 | 775 | 770 | 571 | 2,400 |     |     |     |     |       |
| 2. Quality check of Corn as Feed & Feed Ingredient (Corn Sampling for Aflatoxin Analysis)  | number |  |  |  |  | 60  | 193 | 183 | 164 | 600   |     |     |     |     |       |
| Activities in Support to the Implementation of RA 10611 "Food Safety Act of 2013"  |        |  |  |  |  |     |     |     |     |       |     |     |     |     |       |
| 1. Good Agricultural Practices (GAP) Activities  |        |  |  |  |  |     |     |     |     |       |     |     |     |     |       |
| a. Monitoring of Good Agricultural Practices (GAP) Certified Farms   | number |  |  |  |  | 9   | 10  | 10  | 6   | 35    |     |     |     |     |       |
| b. Pre-assessment of farms for Good Agriculture Practices (GAP) Certification  | number |  |  |  |  | 10  | 15  | 15  | 5   | 45    |     |     |     |     |       |
| 2. Good Animal Husbandry Practices (GAHP) Activities   |        |  |  |  |  |     |     |     |     |       |     |     |     |     |       |
| a. Pre-assessment of applicant farms   | number |  |  |  |  |     |     | 3   | 3   | 6     |     |     |     |     |       |

|   |        |  |  |  |  |  |   |   |   |   |  |  |  |  |  |
|---|--------|--|--|--|--|--|---|---|---|---|--|--|--|--|--|
| Plant Nursery & Plant Material Accreditation Program  |        |  |  |  |  |  |   |   |   |   |  |  |  |  |  |
| 1. Monitoring of Accredited Plant Nursery Operators   | number |  |  |  |  |  |   | 3 | 2 | 5 |  |  |  |  |  |
| 2. Monitoring & Inspection of Plant Materials for Accreditation   | number |  |  |  |  |  |   | 2 |   | 2 |  |  |  |  |  |
| Training/Workshop/Consultative Meetings   |        |  |  |  |  |  |   |   |   |   |  |  |  |  |  |
| 1. GAP Consultative meeting   | number |  |  |  |  |  | 2 |   |   | 2 |  |  |  |  |  |
| 2. Consultative Meeting with Livestock/Poultry Handlers cum On-site registration on Livestock/Poultry Carrier & Handler | number |  |  |  |  |  | 1 |   |   | 1 |  |  |  |  |  |
| 3. Awareness on Animal Welfare  | number |  |  |  |  |  | 1 |   |   | 1 |  |  |  |  |  |
| 4. Regulatory Division's Midyear Assessment   | number |  |  |  |  |  | 1 |   |   | 1 |  |  |  |  |  |
| 5. Regulatory Division's Year-End Assessment  | number |  |  |  |  |  |   |   | 1 | 1 |  |  |  |  |  |
| 6. Capacity Building on Food Safety Animals Welfare and GAHP Coordinator  | number |  |  |  |  |  | 1 |   |   | 1 |  |  |  |  |  |
|   |        |  |  |  |  |  |   |   |   |   |  |  |  |  |  |
|   |        |  |  |  |  |  |   |   |   |   |  |  |  |  |  |
|   |        |  |  |  |  |  |   |   |   |   |  |  |  |  |  |
|   |        |  |  |  |  |  |   |   |   |   |  |  |  |  |  |

Prepared by:  
  
MILDRED F. RAPANUT  
PO II

Concurred by:  
  
DORIS JOY C. GARCIA  
Chief, PMED

Approved by:  
  
LUCRECIO R. ALVIAR, JR., CESO III  
Regional Executive Director