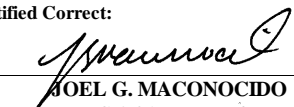



MONTHLY REPORT OF DISBURSEMENTS
For the month of April 2020

Department : DEPARTMENT OF AGRICULTURE
 Agency/Entity : OSEC
 Operating Unit : RFO 1
 Organization Code : 05-001-03-00001
 Fund Cluster : 01 - Regular Agency Fund

Particulars	Current Year Budget					Prior Year's Budget										Trust Liabilities				Grand Total					Remarks		
	PS	MOOE	FinEx	CO	TOTAL	Prior Years' Accounts Payable					Current Year's Accounts Payable					TOTAL	SUB- TOTAL	PS	MOOE	CO	TOTAL	PS	MOOE	FinEx		CO	TOTAL
						PS	MOOE	FinEx	CO	Sub-Total	PS	MOOE	FinEx	CO	Sub-Total												
1	2	3	4	5	6	7	8	9	10	11	12	13	14	15	16	17	18	19	20	21	22	23	24	25	26	27	28
CASH DISBURSEMENTS																											
Notice of Cash Allocation (NCA)	8,542,818.73	7,186,197.91	-	-	15,729,016.64	-	7,194,744.87	-	15,566,560.37	22,761,305.24	-	-	-	-	-	22,761,305.24	38,490,321.88	-	-	-	-	8,542,818.73	14,380,942.78	-	15,566,560.37	38,490,321.88	
MDS Check Issued	970,357.47	1,024,029.75			1,994,387.22		11,975.04			11,975.04						11,975.04	2,006,362.26					970,357.47	1,036,004.79			2,006,362.26	
Advice to Debit Account	7,572,461.26	6,162,168.16			13,734,629.42		7,182,769.83		15,566,560.37	22,749,330.20						22,749,330.20	36,483,959.62					7,572,461.26	13,344,937.99		15,566,560.37	36,483,959.62	
Notice of Transfer Allocations (NTA)																											
MDS Check Issued																											
Advice to Debit Account																											
Working Fund For FAPs																											
Cash Disbursement Ceiling (CDC)																											
TOTAL CASH DISBURSEMENTS	8,542,818.73	7,186,197.91	-	-	15,729,016.64	-	7,194,744.87	-	15,566,560.37	22,761,305.24	-	-	-	-	-	22,761,305.24	38,490,321.88	-	-	-	-	8,542,818.73	14,380,942.78	-	15,566,560.37	38,490,321.88	
NON-CASH DISBURSEMENTS																											
Tax Remittance Advices Issued (TRA)	704,834.84	25,323.62			730,158.46		211,834.78		1,878,928.49	2,090,763.27						2,090,763.27	2,820,921.73					704,834.84	237,158.40		1,878,928.49	2,820,921.73	
Non-Cash Availment Authority (NCAA)																											
Disbursements effected through outright deductions from claims																											
Overpayment of expenses																											
Restitution for loss of government property																											
Liquidated damages and similar claims																											
Others (TEF, BTr Documentary Stamp Tax, etc.)																											
TOTAL NON-CASH DISBURSEMENTS	704,834.84	25,323.62	-	-	730,158.46	-	211,834.78	-	1,878,928.49	2,090,763.27	-	-	-	-	-	2,090,763.27	2,820,921.73	-	-	-	-	704,834.84	237,158.40	-	1,878,928.49	2,820,921.73	
GRAND TOTAL	9,247,653.57	7,211,521.53	-	-	16,459,175.10	-	7,406,579.65	-	17,445,488.86	24,852,068.51	-	-	-	-	-	24,852,068.51	41,311,243.61	-	-	-	-	9,247,653.57	14,618,101.18	-	17,445,488.86	41,311,243.61	

SUMMARY:	Previous Report	This month	As at Date	Previous Report	This month	As at Date
Total Disbursement Authorities Received	113,933,200.94	55,566,556.73	169,499,757.67	Total Disbursements Program	113,933,200.94	169,499,757.67
NCA	111,998,905.00	52,745,635.00	164,744,540.00	Less: Actual Disbursements	113,933,200.94	155,244,444.55
NTA				(Over)/Under spending	-	14,255,313.12
Working Fund						
TRA	1,934,295.94	2,820,921.73	4,755,217.67			
CDC						
NCAA						
Less: Notice of Transfer of Allocations (NTA) issued						
Total Disbursement Authorities Available	113,933,200.94	55,566,556.73	169,499,757.67			
Less:						
Lapsed NCA						
Disbursements	113,933,200.94	41,311,243.61	155,244,444.55			
Less: Other Non-Cash Disbursements						
Disbursements effected through outright deductions from claims						
Overpayment of expenses						
Restitution for loss of government property						
Liquidated damages and similar claims						
Others (e.g., TEF, BTr Docs Stamp, etc.)						
Add/Less: Adjustments (e.g., cancelled/staled checks)						
Balance of Disbursement Authorities as at date		14,255,313.12	14,255,313.12			

Certified Correct:

 NOEL G. MACANOCIDO
 Chief Accountant/
 OIC, Administrative and Finance Division

Approved By:

 LUCRECIO R. ALVIAR JR., CESO III
 Regional Executive Director


MONTHLY REPORT OF DISBURSEMENTS
For the month of April 2020

Department : DEPARTMENT OF AGRICULTURE
 Agency/Entity : OSEC
 Operating Unit : RFO 1
 Organization Code : 05-001-03-00001
 Fund Cluster : 02 - Foreign Assisted Projects Fund

Particulars	Current Year Budget					Prior Year's Budget											Trust Liabilities				Grand Total					Remarks	
	PS	MOOE	FinEx	CO	TOTAL	Prior Years' Accounts Payable					Current Year's Accounts Payable						SUB- TOTAL	PS	MOOE	CO	TOTAL	PS	MOOE	FinEx	CO		TOTAL
						PS	MOOE	FinEx	CO	Sub-Total	PS	MOOE	FinEx	CO	Sub-Total	TOTAL											
1	2	3	4	5	6	7	8	9	10	11	12	13	14	15	16	17	18	19	20	21	22	23	24	25	26	27	28
CASH DISBURSEMENTS																											
Notice of Cash Allocation (NCA)	-	-	-	-	-	-	-	-	-	-	-	-	-	-	-	-	-	-	-	-	-	-	-	-	-	-	-
MDS Check Issued	-	-	-	-	-	-	-	-	-	-	-	-	-	-	-	-	-	-	-	-	-	-	-	-	-	-	-
Advice to Debit Account	-	-	-	-	-	-	-	-	-	-	-	-	-	-	-	-	-	-	-	-	-	-	-	-	-	-	-
Notice of Transfer Allocations (NTA)	-	-	-	-	-	-	-	-	-	-	-	-	-	-	-	-	-	-	-	-	-	-	-	-	-	-	-
MDS Check Issued	-	-	-	-	-	-	-	-	-	-	-	-	-	-	-	-	-	-	-	-	-	-	-	-	-	-	-
Advice to Debit Account	-	-	-	-	-	-	-	-	-	-	-	-	-	-	-	-	-	-	-	-	-	-	-	-	-	-	-
Working Fund For FAPs	-	-	-	-	-	-	-	-	-	-	-	-	-	-	-	-	-	-	-	-	-	-	-	-	-	-	-
Cash Disbursement Ceiling (CDC)	-	-	-	-	-	-	-	-	-	-	-	-	-	-	-	-	-	-	-	-	-	-	-	-	-	-	-
TOTAL CASH DISBURSEMENTS	-	-	-	-	-	-	-	-	-	-	-	-	-	-	-	-	-	-	-	-	-	-	-	-	-	-	-
NON-CASH DISBURSEMENTS																											
Tax Remittance Advices Issued (TRA)	-	-	-	-	-	-	-	-	-	-	-	-	-	-	-	-	-	-	-	-	-	-	-	-	-	-	-
Non-Cash Availment Authority (NCAA)	-	-	-	-	-	-	-	-	-	-	-	-	-	-	-	-	-	-	-	-	-	-	-	-	-	-	-
Disbursements effected through outright deductions from claims	-	-	-	-	-	-	-	-	-	-	-	-	-	-	-	-	-	-	-	-	-	-	-	-	-	-	-
Overpayment of expenses	-	-	-	-	-	-	-	-	-	-	-	-	-	-	-	-	-	-	-	-	-	-	-	-	-	-	-
Restitution for loss of government property	-	-	-	-	-	-	-	-	-	-	-	-	-	-	-	-	-	-	-	-	-	-	-	-	-	-	-
Liquidated damages and similar claims	-	-	-	-	-	-	-	-	-	-	-	-	-	-	-	-	-	-	-	-	-	-	-	-	-	-	-
Others (TEF, BTr Documentary Stamp Tax, etc.)	-	-	-	-	-	-	-	-	-	-	-	-	-	-	-	-	-	-	-	-	-	-	-	-	-	-	-
TOTAL NON-CASH DISBURSEMENTS	-	-	-	-	-	-	-	-	-	-	-	-	-	-	-	-	-	-	-	-	-	-	-	-	-	-	-
GRAND TOTAL	-	-	-	-	-	-	-	-	-	-	-	-	-	-	-	-	-	-	-	-	-	-	-	-	-	-	-

NO TRANSACTION

SUMMARY:	Previous Report	This month	As at Date	Previous Report	This month	As at Date
Total Disbursement Authorities Received	-	-	-	-	-	-
NCA	-	-	-	-	-	-
NTA	-	-	-	-	-	-
Working Fund	-	-	-	-	-	-
TRA	-	-	-	-	-	-
CDC	-	-	-	-	-	-
NCAA	-	-	-	-	-	-
Less: Notice of Transfer of Allocations (NTA) issued	-	-	-	-	-	-
Total Disbursement Authorities Available	-	-	-	-	-	-
Less:						
Lapsed NCA Disbursements	-	-	-	-	-	-
Less: Other Non-Cash Disbursements						
Disbursements effected through outright deductions from claims	-	-	-	-	-	-
Overpayment of expenses	-	-	-	-	-	-
Restitution for loss of government property	-	-	-	-	-	-
Liquidated damages and similar claims	-	-	-	-	-	-
Others (e.g., TEF, BTr Docs Stamp, etc.)	-	-	-	-	-	-
Add/Less: Adjustments (e.g., cancelled/staled checks)	-	-	-	-	-	-
Balance of Disbursement Authorities as at date	-	-	-	-	-	-

Certified Correct:

 JOEL G. MACONOCIDO
 Chief Accountant/
 OIC, Administrative and Finance Division

Approved By:

 LUCRECIO R. ALVIAR JR., CESO III
 Regional Executive Director


MONTHLY REPORT OF DISBURSEMENTS
For the month of April 2020

Department : DEPARTMENT OF AGRICULTURE
 Agency/Entity : OSEC
 Operating Unit : RFO 1
 Organization Code : 05-001-03-00001
 Fund Cluster : 07 - Trust Receipts


Particulars	Current Year Budget					Prior Year's Budget											SUB- TOTAL	Trust Liabilities				Grand Total					Remarks
	PS	MOOE	FinEx	CO	TOTAL	Prior Years' Accounts Payable					Current Year's Accounts Payable							PS	MOOE	CO	TOTAL	PS	MOOE	FinEx	CO	TOTAL	
						PS	MOOE	FinEx	CO	Sub-Total	PS	MOOE	FinEx	CO	Sub-Total	TOTAL											
1	2	3	4	5	6	7	8	9	10	11	12	13	14	15	16	17	18	19	20	21	22	23	24	25	26	27	28
CASH DISBURSEMENTS																											
Notice of Cash Allocation (NCA)	-	-	-	-	-	-	-	-	-	-	-	-	-	-	-	-	-	-	-	-	-	-	-	-	-	-	-
MDS Check Issued	-	-	-	-	-	-	-	-	-	-	-	-	-	-	-	-	-	-	-	-	-	-	-	-	-	-	-
Advice to Debit Account	-	-	-	-	-	-	-	-	-	-	-	-	-	-	-	-	-	-	-	-	-	-	-	-	-	-	-
Notice of Transfer Allocations (NTA)	-	-	-	-	-	-	-	-	-	-	-	-	-	-	-	-	-	-	-	-	-	-	-	-	-	-	-
MDS Check Issued	-	-	-	-	-	-	-	-	-	-	-	-	-	-	-	-	-	-	-	-	-	-	-	-	-	-	-
Advice to Debit Account	-	-	-	-	-	-	-	-	-	-	-	-	-	-	-	-	-	-	-	-	-	-	-	-	-	-	-
Working Fund For FAPs	-	-	-	-	-	-	-	-	-	-	-	-	-	-	-	-	-	-	-	-	-	-	-	-	-	-	-
Cash Disbursement Ceiling (CDC)	-	-	-	-	-	-	-	-	-	-	-	-	-	-	-	-	-	-	-	-	-	-	-	-	-	-	-
TOTAL CASH DISBURSEMENTS	-	-	-	-	-	-	-	-	-	-	-	-	-	-	-	-	-	-	-	-	-	-	-	-	-	-	-
NON-CASH DISBURSEMENTS																											
Tax Remittance Advices Issued (TRA)	-	-	-	-	-	-	-	-	-	-	-	-	-	-	-	-	-	-	-	-	-	-	-	-	-	-	-
Non-Cash Availment Authority (NCAA)	-	-	-	-	-	-	-	-	-	-	-	-	-	-	-	-	-	-	-	-	-	-	-	-	-	-	-
Disbursements effected through outright deductions from claims	-	-	-	-	-	-	-	-	-	-	-	-	-	-	-	-	-	-	-	-	-	-	-	-	-	-	-
Overpayment of expenses	-	-	-	-	-	-	-	-	-	-	-	-	-	-	-	-	-	-	-	-	-	-	-	-	-	-	-
Restitution for loss of government property	-	-	-	-	-	-	-	-	-	-	-	-	-	-	-	-	-	-	-	-	-	-	-	-	-	-	-
Liquidated damages and similar claims	-	-	-	-	-	-	-	-	-	-	-	-	-	-	-	-	-	-	-	-	-	-	-	-	-	-	-
Others (TEF, BTr Documentary Stamp Tax, etc.)	-	-	-	-	-	-	-	-	-	-	-	-	-	-	-	-	-	-	-	-	-	-	-	-	-	-	-
TOTAL NON-CASH DISBURSEMENTS	-	-	-	-	-	-	-	-	-	-	-	-	-	-	-	-	-	-	-	-	-	-	-	-	-	-	-
GRAND TOTAL	-	-	-	-	-	-	-	-	-	-	-	-	-	-	-	-	-	-	-	-	-	-	-	-	-	-	-

NO TRANSACTION

SUMMARY:	Previous Report	This month	As at Date	Previous Report	This month	As at Date
Total Disbursement Authorities Received	-	-	-	Total Disbursements Program	-	-
NCA	-	-	-	Less: Actual Disbursements	-	-
NTA	-	-	-	(Over)/Under spending	-	-
Working Fund	-	-	-			
TRA	-	-	-			
CDC	-	-	-			
NCAA	-	-	-			
Less: Notice of Transfer of Allocations (NTA) issued						
Total Disbursement Authorities Available	-	-	-			
Less:						
Lapsed NCA Disbursements	-	-	-			
Less: Other Non-Cash Disbursements						
Disbursements effected through outright deductions from claims	-	-	-			
Overpayment of expenses	-	-	-			
Restitution for loss of government property	-	-	-			
Liquidated damages and similar claims	-	-	-			
Others (e.g., TEF, BTr Docs Stamp, etc.)	-	-	-			
Add/Less: Adjustments (e.g., cancelled/staled checks)						
Balance of Disbursement Authorities as at date	-	-	-			

Certified Correct:


JOEL G. MACONOCIDO
 Chief Accountant/
 OIC, Administrative and Finance Division

Approved By:


LUCRECIO R. ALVIA JR., CESO III
 Regional Executive Director

MONTHLY REPORT OF DISBURSEMENTS
For the month of May 2020

Department: DEPARTMENT OF AGRICULTURE
Agency/Entity: OSEC
Operating Unit: RFO 1
Organization Code: 05-001-03-00001
Fund Cluster: 01 - Regular Agency Fund

Particulars	Current Year Budget					Prior Year's Budget										SUB-TOTAL	Trust Liabilities				Grand Total					Remarks	
	PS	MOOE	FinEx	CO	TOTAL	Prior Years' Accounts Payable					Current Year's Accounts Payable						TOTAL	PS	MOOE	CO	TOTAL	PS	MOOE	FinEx	CO		TOTAL
						PS	MOOE	FinEx	CO	Sub-Total	PS	MOOE	FinEx	CO	Sub-Total												
1	2	3	4	5	6	7	8	9	10	11	12	13	14	15	16	17	18	19	20	21	22	23	24	25	26	27	28
CASH DISBURSEMENTS																											
Notice of Cash Allocation (NCA)	19,372,220.36	7,500,913.64	-	180,000.00	27,053,134.00	-	10,519,116.16	-	14,417,777.44	24,936,893.60	-	-	-	-	-	24,936,893.60	51,990,027.60	-	-	-	-	19,372,220.36	18,020,029.80	-	14,597,777.44	51,990,027.60	
MDS Check Issued	3,919,986.00	673,796.81	-	180,000.00	4,773,782.81	-	-	-	-	13,250.00	-	-	-	-	-	13,250.00	4,787,032.81	-	-	-	-	3,919,986.00	687,046.81	-	180,000.00	4,787,032.81	
Advice to Debit Account	15,452,234.36	6,827,116.83	-	-	22,279,351.19	-	10,505,866.16	-	14,417,777.44	24,923,643.60	-	-	-	-	-	24,923,643.60	47,202,994.79	-	-	-	-	15,452,234.36	17,332,982.99	-	14,417,777.44	47,202,994.79	
Notice of Transfer Allocations (NTA)	-	-	-	-	-	-	-	-	-	-	-	-	-	-	-	-	-	-	-	-	-	-	-	-	-	-	
MDS Check Issued	-	-	-	-	-	-	-	-	-	-	-	-	-	-	-	-	-	-	-	-	-	-	-	-	-	-	
Advice to Debit Account	-	-	-	-	-	-	-	-	-	-	-	-	-	-	-	-	-	-	-	-	-	-	-	-	-	-	
Working Fund For FAPs	-	-	-	-	-	-	-	-	-	-	-	-	-	-	-	-	-	-	-	-	-	-	-	-	-	-	
Cash Disbursement Ceiling (CDC)	-	-	-	-	-	-	-	-	-	-	-	-	-	-	-	-	-	-	-	-	-	-	-	-	-	-	
TOTAL CASH DISBURSEMENTS	19,372,220.36	7,500,913.64	-	180,000.00	27,053,134.00	-	10,519,116.16	-	14,417,777.44	24,936,893.60	-	-	-	-	-	24,936,893.60	51,990,027.60	-	-	-	-	19,372,220.36	18,020,029.80	-	14,597,777.44	51,990,027.60	
NON-CASH DISBURSEMENTS																											
Tax Remittance Advices Issued (TRA)	724,294.27	66,816.00	-	-	791,110.27	-	132,913.98	-	950,790.87	1,083,704.85	-	-	-	-	-	1,083,704.85	1,874,815.12	-	-	-	-	724,294.27	199,729.98	-	950,790.87	1,874,815.12	
Non-Cash Availment Authority (NCAA)	-	-	-	-	-	-	-	-	-	-	-	-	-	-	-	-	-	-	-	-	-	-	-	-	-	-	
Disbursements effected through outright deductions from claims	-	-	-	-	-	-	-	-	-	-	-	-	-	-	-	-	-	-	-	-	-	-	-	-	-	-	
Overpayment of expenses	-	-	-	-	-	-	-	-	-	-	-	-	-	-	-	-	-	-	-	-	-	-	-	-	-	-	
Restitution for loss of government property	-	-	-	-	-	-	-	-	-	-	-	-	-	-	-	-	-	-	-	-	-	-	-	-	-	-	
Liquidated damages and similar claims	-	-	-	-	-	-	-	-	-	-	-	-	-	-	-	-	-	-	-	-	-	-	-	-	-	-	
Others (TEF, BTr Documentary Stamp Tax, etc.)	-	-	-	-	-	-	-	-	-	-	-	-	-	-	-	-	-	-	-	-	-	-	-	-	-	-	
TOTAL NON-CASH DISBURSEMENTS	724,294.27	66,816.00	-	-	791,110.27	-	132,913.98	-	950,790.87	1,083,704.85	-	-	-	-	-	1,083,704.85	1,874,815.12	-	-	-	-	724,294.27	199,729.98	-	950,790.87	1,874,815.12	
GRAND TOTAL	20,096,514.63	7,567,729.64	-	180,000.00	27,844,244.27	-	10,652,030.14	-	15,368,568.31	26,020,598.45	-	-	-	-	-	26,020,598.45	53,864,842.72	-	-	-	-	20,096,514.63	18,219,759.78	-	15,548,568.31	53,864,842.72	


SUMMARY:	Previous Report	This month	As at Date	Previous Report	This month	As at Date
Total Disbursement Authorities Received	591,452,007.67	526,039,815.12	1,117,491,822.79	Total Disbursements Program	591,452,007.67	526,039,815.12
NCA	586,696,790.00	-	586,696,790.00	Less: Actual Disbursements	155,244,444.55	209,109,287.27
NTA	-	524,165,000.00	524,165,000.00			
Working Fund	-	-	-	(Over)/Under spending	<u>436,207,563.12</u>	<u>472,174,972.40</u>
TRA	4,755,217.67	1,874,815.12	6,630,032.79			
CDC	-	-	-			
NCAA	-	-	-			
Less: Notice of Transfer of Allocations (NTA) issued	-	-	-			
Total Disbursement Authorities Available	<u>591,452,007.67</u>	<u>526,039,815.12</u>	<u>1,117,491,822.79</u>			
Less:						
Lapsed NCA Disbursements	155,244,444.55	53,864,842.72	209,109,287.27			
Less: Other Non-Cash Disbursements						
Disbursements effected through outright deductions from claims						
Overpayment of expenses						
Restitution for loss of government property						
Liquidated damages and similar claims						
Others (e.g., TEF, BTr Docs Stamp, etc.)						
Add/Less: Adjustments (e.g., cancelled/staled checks)						
Balance of Disbursement Authorities as at date	<u>436,207,563.12</u>	<u>472,174,972.40</u>	<u>908,382,535.52</u>			

Certified Correct:


JOEL G. MACONOCIDO

OIC, Administrative and Finance Division/Chief Accountant

Approved By:


LUCRECIO R. ALVIAR JR., CESO III
Regional Executive Director

MONTHLY REPORT OF DISBURSEMENTS
For the month of May 2020


Department: DEPARTMENT OF AGRICULTURE
Agency/Entity: OSEC
Operating Unit: RFO 1
Organization Code: 05-001-03-00001
Fund Cluster: : 02 - Foreign Assisted Projects Fund

Particulars	Current Year Budget					Prior Year's Budget											SUB- TOTAL	Trust Liabilities				Grand Total					Remarks
	PS	MOOE	FinEx	CO	TOTAL	Prior Years' Accounts Payable					Current Year's Accounts Payable					TOTAL		PS	MOOE	CO	TOTAL	PS	MOOE	FinEx	CO	TOTAL	
						PS	MOOE	FinEx	CO	Sub-Total	PS	MOOE	FinEx	CO	Sub-Total												
1	2	3	4	5	6	7	8	9	10	11	12	13	14	15	16	17	18	19	20	21	22	23	24	25	26	27	28
CASH DISBURSEMENTS																											
Notice of Cash Allocation (NCA)	-	-	-	-	-	-	-	-	-	-	-	-	-	-	-	-	-	-	-	-	-	-	-	-	-	-	-
MDS Check Issued	-	-	-	-	-	-	-	-	-	-	-	-	-	-	-	-	-	-	-	-	-	-	-	-	-	-	-
Advice to Debit Account	-	-	-	-	-	-	-	-	-	-	-	-	-	-	-	-	-	-	-	-	-	-	-	-	-	-	-
Notice of Transfer Allocations (NTA)	-	-	-	-	-	-	-	-	-	-	-	-	-	-	-	-	-	-	-	-	-	-	-	-	-	-	-
MDS Check Issued	-	-	-	-	-	-	-	-	-	-	-	-	-	-	-	-	-	-	-	-	-	-	-	-	-	-	-
Advice to Debit Account	-	-	-	-	-	-	-	-	-	-	-	-	-	-	-	-	-	-	-	-	-	-	-	-	-	-	-
Working Fund For FAPs	-	-	-	-	-	-	-	-	-	-	-	-	-	-	-	-	-	-	-	-	-	-	-	-	-	-	-
Cash Disbursement Ceiling (CDC)	-	-	-	-	-	-	-	-	-	-	-	-	-	-	-	-	-	-	-	-	-	-	-	-	-	-	-
TOTAL CASH DISBURSEMENTS	-	-	-	-	-	-	-	-	-	-	-	-	-	-	-	-	-	-	-	-	-	-	-	-	-	-	-
NON-CASH DISBURSEMENTS																											
Tax Remittance Advices Issued (TRA)	-	-	-	-	-	-	-	-	-	-	-	-	-	-	-	-	-	-	-	-	-	-	-	-	-	-	-
Non-Cash Availment Authority (NCAA)	-	-	-	-	-	-	-	-	-	-	-	-	-	-	-	-	-	-	-	-	-	-	-	-	-	-	-
Disbursements effected through outright deductions from claims	-	-	-	-	-	-	-	-	-	-	-	-	-	-	-	-	-	-	-	-	-	-	-	-	-	-	-
Overpayment of expenses	-	-	-	-	-	-	-	-	-	-	-	-	-	-	-	-	-	-	-	-	-	-	-	-	-	-	-
Restitution for loss of government property	-	-	-	-	-	-	-	-	-	-	-	-	-	-	-	-	-	-	-	-	-	-	-	-	-	-	-
Liquidated damages and similar claims	-	-	-	-	-	-	-	-	-	-	-	-	-	-	-	-	-	-	-	-	-	-	-	-	-	-	-
Others (TEF, BTr Documentary Stamp Tax, etc.)	-	-	-	-	-	-	-	-	-	-	-	-	-	-	-	-	-	-	-	-	-	-	-	-	-	-	-
TOTAL NON-CASH DISBURSEMENTS	-	-	-	-	-	-	-	-	-	-	-	-	-	-	-	-	-	-	-	-	-	-	-	-	-	-	-
GRAND TOTAL	-	-	-	-	-	-	-	-	-	-	-	-	-	-	-	-	-	-	-	-	-	-	-	-	-	-	-

NO TRANSACTION

SUMMARY:	Previous Report	This month	As at Date	Previous Report	This month	As at Date
Total Disbursement Authorities Received	-	-	-	-	-	-
NCA	-	-	-	-	-	-
NTA	-	-	-	-	-	-
Working Fund	-	-	-	-	-	-
TRA	-	-	-	-	-	-
CDC	-	-	-	-	-	-
NCAA	-	-	-	-	-	-
Less: Notice of Transfer of Allocations (NTA) issued	-	-	-	-	-	-
Total Disbursement Authorities Available	-	-	-	-	-	-
Less:						
Lapsed NCA Disbursements	-	-	-	-	-	-
Less: Other Non-Cash Disbursements						
Disbursements effected through outright deductions from claims	-	-	-	-	-	-
Overpayment of expenses	-	-	-	-	-	-
Restitution for loss of government property	-	-	-	-	-	-
Liquidated damages and similar claims	-	-	-	-	-	-
Others (e.g., TEF, BTr Docs Stamp, etc.)	-	-	-	-	-	-
Add/Less: Adjustments (e.g., cancelled/staled checks)	-	-	-	-	-	-
Balance of Disbursement Authorities as at date	-	-	-	-	-	-

Certified Correct:


JOEL G. MACONCIDO
OIC, Administrative and Finance Division/Chief Accountant

Approved By:


LUCRECIO R. ALVIAR JR., CESO III
Regional Executive Director

MONTHLY REPORT OF DISBURSEMENTS
For the month of May 2020

Department: DEPARTMENT OF AGRICULTURE
Agency/Entity: OSEC
Operating Unit: RFO 1
Organization Code: 05-001-03-00001
Fund Cluster: 07 - Trust Receipts

Particulars	Current Year Budget					Prior Year's Budget										SUB-TOTAL	Trust Liabilities				Grand Total					Remarks	
	PS	MOOE	FinEx	CO	TOTAL	Prior Years' Accounts Payable					Current Year's Accounts Payable						TOTAL	PS	MOOE	CO	TOTAL	PS	MOOE	FinEx	CO		TOTAL
						PS	MOOE	FinEx	CO	Sub-Total	PS	MOOE	FinEx	CO	Sub-Total												
1	2	3	4	5	6	7	8	9	10	11	12	13	14	15	16	17	18	19	20	21	22	23	24	25	26	27	28
CASH DISBURSEMENTS																											
Notice of Cash Allocation (NCA)	-	-	-	-	-	-	-	-	-	-	-	-	-	-	-	-	-	-	-	-	-	-	-	-	-	-	-
MDS Check Issued																											
Advice to Debit Account																											
Notice of Transfer Allocations (NTA)																											
MDS Check Issued																											
Advice to Debit Account																											
Working Fund For FAPs																											
Cash Disbursement Ceiling (CDC)																											
TOTAL CASH DISBURSEMENTS	-	-	-	-	-	-	-	-	-	-	-	-	-	-	-	-	-	-	-	-	-	-	-	-	-	-	-
NON-CASH DISBURSEMENTS																											
Tax Remittance Advices Issued (TRA)																											
Non-Cash Availment Authority (NCAA)																											
Disbursements effected through outright deductions from claims																											
Overpayment of expenses																											
Restitution for loss of government property																											
Liquidated damages and similar claims																											
Others (TEF, BTr Documentary Stamp Tax, etc.)																											
TOTAL NON-CASH DISBURSEMENTS	-	-	-	-	-	-	-	-	-	-	-	-	-	-	-	-	-	-	-	-	-	-	-	-	-	-	-
GRAND TOTAL	-	-	-	-	-	-	-	-	-	-	-	-	-	-	-	-	-	-	-	-	-	-	-	-	-	-	-

NO TRANSACTION

SUMMARY:	Previous Report	This month	As at Date	Previous Report	This month	As at Date
Total Disbursement Authorities Received	-	41,305,076.00	41,305,076.00	Total Disbursements Program	-	41,305,076.00
NCA		41,305,076.00	41,305,076.00	Less: Actual Disbursements	-	-
NTA						
Working Fund				(Over)/Under spending	-	41,305,076.00
TRA						
CDC						
NCAA						
Less: Notice of Transfer of Allocations (NTA) issued						
Total Disbursement Authorities Available		41,305,076.00	41,305,076.00			
Less:						
Lapsed NCA Disbursements						
Less: Other Non-Cash Disbursements						
Disbursements effected through outright deductions from claims						
Overpayment of expenses						
Restitution for loss of government property						
Liquidated damages and similar claims						
Others (e.g., TEF, BTr Docs Stamp, etc.)						
Add/Less: Adjustments (e.g., cancelled/staled checks)						
Balance of Disbursement Authorities as at date		41,305,076.00	41,305,076.00			

Certified Correct:


 JOEL G. MACANOCIDO
 OIC, Administrative and Finance Division/Chief Accountant

Approved By:


 LUCRECIO R. ALVIAR JR., CESO III
 Regional Executive Director


MONTHLY REPORT OF DISBURSEMENTS
For the month of May 2020

Department : DEPARTMENT OF AGRICULTURE
 Agency/Entity : OSEC
 Operating Unit : RFO 1
 Organization Code : 05-001-03-00001
 Fund Cluster :

Particulars	Current Year Budget					Prior Year's Budget										SUB- TOTAL	Trust Liabilities				Grand Total					Remarks	
	PS	MOOE	FinEx	CO	TOTAL	Prior Years' Accounts Payable					Current Year's Accounts Payable						PS	MOOE	CO	TOTAL	PS	MOOE	FinEx	CO	TOTAL		
						PS	MOOE	FinEx	CO	Sub-Total	PS	MOOE	FinEx	CO	Sub-Total												TOTAL
1	2	3	4	5	6	7	8	9	10	11	12	13	14	15	16	17	18	19	20	21	22	23	24	25	26	27	28
CASH DISBURSEMENTS																											
Notice of Cash Allocation (NCA)	-	-	-	-	-	-	-	-	-	-	-	-	-	-	-	-	-	-	-	-	-	-	-	-	-	-	-
MDS Check Issued	-	-	-	-	-	-	-	-	-	-	-	-	-	-	-	-	-	-	-	-	-	-	-	-	-	-	-
Advice to Debit Account	-	-	-	-	-	-	-	-	-	-	-	-	-	-	-	-	-	-	-	-	-	-	-	-	-	-	-
Notice of Transfer Allocations (NTA)	-	-	-	-	-	-	-	-	-	-	-	-	-	-	-	-	-	-	-	-	-	-	-	-	-	-	-
MDS Check Issued	-	-	-	-	-	-	-	-	-	-	-	-	-	-	-	-	-	-	-	-	-	-	-	-	-	-	-
Advice to Debit Account	-	-	-	-	-	-	-	-	-	-	-	-	-	-	-	-	-	-	-	-	-	-	-	-	-	-	-
Working Fund For FAPs	-	-	-	-	-	-	-	-	-	-	-	-	-	-	-	-	-	-	-	-	-	-	-	-	-	-	-
Cash Disbursement Ceiling (CDC)	-	-	-	-	-	-	-	-	-	-	-	-	-	-	-	-	-	-	-	-	-	-	-	-	-	-	-
TOTAL CASH DISBURSEMENTS	-	-	-	-	-	-	-	-	-	-	-	-	-	-	-	-	-	-	-	-	-	-	-	-	-	-	-
NON-CASH DISBURSEMENTS																											
Tax Remittance Advices Issued (TRA)	-	-	-	-	-	-	-	-	-	-	-	-	-	-	-	-	-	-	-	-	-	-	-	-	-	-	-
Non-Cash Availment Authority (NCAA)	-	-	-	-	-	-	-	-	-	-	-	-	-	-	-	-	-	-	-	-	-	-	-	-	-	-	-
Disbursements effected through outright deductions from claims	-	-	-	-	-	-	-	-	-	-	-	-	-	-	-	-	-	-	-	-	-	-	-	-	-	-	-
Overpayment of expenses	-	-	-	-	-	-	-	-	-	-	-	-	-	-	-	-	-	-	-	-	-	-	-	-	-	-	-
Restitution for loss of government property	-	-	-	-	-	-	-	-	-	-	-	-	-	-	-	-	-	-	-	-	-	-	-	-	-	-	-
Liquidated damages and similar claims	-	-	-	-	-	-	-	-	-	-	-	-	-	-	-	-	-	-	-	-	-	-	-	-	-	-	-
Others (TEF, BTr Documentary Stamp Tax, etc.)	-	-	-	-	-	-	-	-	-	-	-	-	-	-	-	-	-	-	-	-	-	-	-	-	-	-	-
TOTAL NON-CASH DISBURSEMENTS	-	-	-	-	-	-	-	-	-	-	-	-	-	-	-	-	-	-	-	-	-	-	-	-	-	-	-
GRAND TOTAL	-	-	-	-	-	-	-	-	-	-	-	-	-	-	-	-	-	-	-	-	-	-	-	-	-	-	-

NO TRANSACTION

SUMMARY:	Previous Report	This month	As at Date	Previous Report	This month	As at Date
Total Disbursement Authorities Received						
NCA	-	-	-	-	-	-
NTA	-	-	-	-	-	-
Working Fund	-	-	-	-	-	-
TRA	-	-	-	-	-	-
CDC	-	-	-	-	-	-
NCAA	-	-	-	-	-	-
Less: Notice of Transfer of Allocations (NTA) issued						
Total Disbursement Authorities Available						
Less:						
Lapsed NCA	-	-	-	-	-	-
Disbursements	-	-	-	-	-	-
Less: Other Non-Cash Disbursements						
Disbursements effected through outright deductions from claims	-	-	-	-	-	-
Overpayment of expenses	-	-	-	-	-	-
Restitution for loss of government property	-	-	-	-	-	-
Liquidated damages and similar claims	-	-	-	-	-	-
Others (e.g., TEF, BTr Docs Stamp, etc.)	-	-	-	-	-	-
Add/Less: Adjustments (e.g., cancelled/staled checks)						
Balance of Disbursement Authorities as at date						

Certified Correct:

 JOEL G. MACONOCIDO
 Chief Accountant/
 OIC, Administrative and Finance Division

Approved By:

 LUCRECIO R. ALVAREZ JR., CESO III
 Regional Executive Director


MONTHLY REPORT OF DISBURSEMENTS
For the month of May 2020

Department : DEPARTMENT OF AGRICULTURE
 Agency/Entity : OSEC
 Operating Unit : RFO 1
 Organization Code : 05-001-03-00001
 Fund Cluster :


Particulars	Current Year Budget					Prior Year's Budget										SUB- TOTAL	Trust Liabilities				Grand Total					Remarks	
	PS	MOOE	FinEx	CO	TOTAL	Prior Years' Accounts Payable					Current Year's Accounts Payable						PS	MOOE	CO	TOTAL	PS	MOOE	FinEx	CO	TOTAL		
						PS	MOOE	FinEx	CO	Sub-Total	PS	MOOE	FinEx	CO	Sub-Total												
1	2	3	4	5	6	7	8	9	10	11	12	13	14	15	16	17	18	19	20	21	22	23	24	25	26	27	28
CASH DISBURSEMENTS																											
Notice of Cash Allocation (NCA)	-	-	-	-	-	-	-	-	-	-	-	-	-	-	-	-	-	-	-	-	-	-	-	-	-	-	-
MDS Check Issued	-	-	-	-	-	-	-	-	-	-	-	-	-	-	-	-	-	-	-	-	-	-	-	-	-	-	-
Advice to Debit Account	-	-	-	-	-	-	-	-	-	-	-	-	-	-	-	-	-	-	-	-	-	-	-	-	-	-	-
Notice of Transfer Allocations (NTA)	-	-	-	-	-	-	-	-	-	-	-	-	-	-	-	-	-	-	-	-	-	-	-	-	-	-	-
MDS Check Issued	-	-	-	-	-	-	-	-	-	-	-	-	-	-	-	-	-	-	-	-	-	-	-	-	-	-	-
Advice to Debit Account	-	-	-	-	-	-	-	-	-	-	-	-	-	-	-	-	-	-	-	-	-	-	-	-	-	-	-
Working Fund For FAPs	-	-	-	-	-	-	-	-	-	-	-	-	-	-	-	-	-	-	-	-	-	-	-	-	-	-	-
Cash Disbursement Ceiling (CDC)	-	-	-	-	-	-	-	-	-	-	-	-	-	-	-	-	-	-	-	-	-	-	-	-	-	-	-
TOTAL CASH DISBURSEMENTS	-	-	-	-	-	-	-	-	-	-	-	-	-	-	-	-	-	-	-	-	-	-	-	-	-	-	-
NON-CASH DISBURSEMENTS																											
Tax Remittance Advices Issued (TRA)	-	-	-	-	-	-	-	-	-	-	-	-	-	-	-	-	-	-	-	-	-	-	-	-	-	-	-
Non-Cash Availment Authority (NCAA)	-	-	-	-	-	-	-	-	-	-	-	-	-	-	-	-	-	-	-	-	-	-	-	-	-	-	-
Disbursements effected through outright deductions from claims	-	-	-	-	-	-	-	-	-	-	-	-	-	-	-	-	-	-	-	-	-	-	-	-	-	-	-
Overpayment of expenses	-	-	-	-	-	-	-	-	-	-	-	-	-	-	-	-	-	-	-	-	-	-	-	-	-	-	-
Restitution for loss of government property	-	-	-	-	-	-	-	-	-	-	-	-	-	-	-	-	-	-	-	-	-	-	-	-	-	-	-
Liquidated damages and similar claims	-	-	-	-	-	-	-	-	-	-	-	-	-	-	-	-	-	-	-	-	-	-	-	-	-	-	-
Others (TEF, BTr Documentary Stamp Tax, etc.)	-	-	-	-	-	-	-	-	-	-	-	-	-	-	-	-	-	-	-	-	-	-	-	-	-	-	-
TOTAL NON-CASH DISBURSEMENTS	-	-	-	-	-	-	-	-	-	-	-	-	-	-	-	-	-	-	-	-	-	-	-	-	-	-	-
GRAND TOTAL	-	-	-	-	-	-	-	-	-	-	-	-	-	-	-	-	-	-	-	-	-	-	-	-	-	-	-

NO TRANSACTION

SUMMARY:	Previous Report	This month	As at Date		Previous Report	This month	As at Date
Total Disbursement Authorities Received	-	41,305,076.00	41,305,076.00	Total Disbursements Program	-	41,305,076.00	41,305,076.00
NCA	-	41,305,076.00	41,305,076.00	Less: Actual Disbursements	-	-	-
NTA	-	-	-	(Over)/Under spending	-	41,305,076.00	41,305,076.00
Working Fund	-	-	-				
TRA	-	-	-				
CDC	-	-	-				
NCAA	-	-	-				
Less: Notice of Transfer of Allocations (NTA) issued	-	-	-				
Total Disbursement Authorities Available	-	41,305,076.00	41,305,076.00				
Less:							
Lapsed NCA Disbursements	-	-	-				
Other Non-Cash Disbursements	-	-	-				
Disbursements effected through outright deductions from claims	-	-	-				
Overpayment of expenses	-	-	-				
Restitution for loss of government property	-	-	-				
Liquidated damages and similar claims	-	-	-				
Others (e.g., TEF, BTr Docs Stamp, etc.)	-	-	-				
Add/Less: Adjustments (e.g., cancelled/staled checks)							
Balance of Disbursement Authorities as at date	-	41,305,076.00	41,305,076.00				

Certified Correct:


JOEL G. MACONOCIDO
 Chief Accountant/
 OIC, Administrative and Finance Division

Approved By:


LUCRECIO R. ALVIAR JR., CESO III
 Regional Executive Director

MONTHLY REPORT OF DISBURSEMENTS
For the month of June 2020

Department: DEPARTMENT OF AGRICULTURE
Agency/Entity: OSEC
Operating Unit: RFO 1
Organization Code: 05-001-03-00001
Fund Cluster: 01 - Regular Agency Fund

Particulars	Current Year Budget					Prior Year's Budget										SUB-TOTAL	Trust Liabilities				Grand Total					Remarks	
	PS	MOOE	FinEx	CO	TOTAL	Prior Years' Accounts Payable					Current Year's Accounts Payable						TOTAL	PS	MOOE	CO	TOTAL	PS	MOOE	FinEx	CO		TOTAL
						PS	MOOE	FinEx	CO	Sub-Total	PS	MOOE	FinEx	CO	Sub-Total												
1	2	3	4	5	6	7	8	9	10	11	12	13	14	15	16	17	18	19	20	21	22	23	24	25	26	27	28
CASH DISBURSEMENTS																											
Notice of Cash Allocation (NCA)	6,403,854.47	312,454,726.71	-	56,252,825.07	375,111,406.25	-	1,882,992.08	-	17,245,766.57	19,128,758.65	-	5,000.00	-	-	5,000.00	19,133,758.65	394,245,164.90	-	-	-	-	6,403,854.47	314,342,718.79	-	73,498,591.64	394,245,164.90	
MDS Check Issued		27,190,260.02			27,190,260.02							5,000.00			5,000.00	5,000.00	27,195,260.02						27,195,260.02			27,195,260.02	
Advice to Debit Account	6,403,854.47	285,264,466.69		56,252,825.07	347,921,146.23		1,882,992.08		17,245,766.57	19,128,758.65						19,128,758.65	367,049,904.88					6,403,854.47	287,147,458.77		73,498,591.64	367,049,904.88	
Notice of Transfer Allocations (NTA)		514,137,370.62			514,137,370.62												514,137,370.62						514,137,370.62			514,137,370.62	
MDS Check Issued		79,380,455.70			79,380,455.70												79,380,455.70						79,380,455.70			79,380,455.70	
Advice to Debit Account		434,756,914.92			434,756,914.92												434,756,914.92						434,756,914.92			434,756,914.92	
Working Fund For FAPs																											
Cash Disbursement Ceiling (CDC)																											
TOTAL CASH DISBURSEMENTS	6,403,854.47	826,592,097.33	-	56,252,825.07	889,248,776.87	-	1,882,992.08	-	17,245,766.57	19,128,758.65	-	5,000.00	-	-	5,000.00	19,133,758.65	908,382,535.52	-	-	-	-	6,403,854.47	828,480,089.41	-	73,498,591.64	908,382,535.52	
NON-CASH DISBURSEMENTS																											
Tax Remittance Advices Issued (TRA)	771,287.61	127,286.15			898,573.76		104,683.24		733,162.60	837,845.84						837,845.84	1,736,419.60					771,287.61	231,969.39		733,162.60	1,736,419.60	
Non-Cash Availment Authority (NCAA)																											
Disbursements effected through outright deductions from claims																											
Overpayment of expenses																											
Restitution for loss of government property																											
Liquidated damages and similar claims																											
Others (TEF, BTr Documentary Stamp Tax, etc.)																											
TOTAL NON-CASH DISBURSEMENTS	771,287.61	127,286.15	-	-	898,573.76	-	104,683.24	-	733,162.60	837,845.84	-	-	-	-	-	837,845.84	1,736,419.60	-	-	-	-	771,287.61	231,969.39	-	733,162.60	1,736,419.60	
GRAND TOTAL	7,175,142.08	826,719,383.48	-	56,252,825.07	890,147,350.63	-	1,987,675.32	-	17,978,929.17	19,966,604.49	-	5,000.00	-	-	5,000.00	19,971,604.49	910,118,955.12	-	-	-	-	7,175,142.08	828,712,058.80	-	74,231,754.24	910,118,955.12	


SUMMARY:	Previous Report	This month	As at Date	Previous Report	This month	As at Date
Total Disbursement Authorities Received	1,117,491,822.79	1,736,419.60	1,119,228,242.39	1,117,491,822.79	1,736,419.60	1,119,228,242.39
NCA	586,696,790.00		586,696,790.00			
NTA	524,165,000.00		524,165,000.00			
Working Fund						
TRA	6,630,032.79	1,736,419.60	8,366,452.39			
CDC						
NCAA						
Less: Notice of Transfer of Allocations (NTA) issued						
Total Disbursement Authorities Available	1,117,491,822.79	1,736,419.60	1,119,228,242.39	1,117,491,822.79	1,736,419.60	1,119,228,242.39
Less:						
Lapsed NCA Disbursements	209,109,287.27	910,118,955.12	1,119,228,242.39	209,109,287.27	910,118,955.12	1,119,228,242.39
Less: Other Non-Cash Disbursements						
Disbursements effected through outright deductions from claims						
Overpayment of expenses						
Restitution for loss of government property						
Liquidated damages and similar claims						
Others (e.g., TEF, BTr Docs Stamp, etc.)						
Add/Less: Adjustments (e.g., cancelled/staled checks)						
Balance of Disbursement Authorities as at date	908,382,535.52	(908,382,535.52)	-	908,382,535.52	(908,382,535.52)	-

Certified Correct:



JOEL G. MACANOCIDO
OIC, Administrative and Finance Division/Chief Accountant

Approved By:



LUCRECIO R. ALVIAR JR., CESO III
Regional Executive Director

MONTHLY REPORT OF DISBURSEMENTS
For the month of June 2020

Department: DEPARTMENT OF AGRICULTURE
Agency/Entity: OSEC
Operating Unit: RFO 1
Organization Code: 05-001-03-00001
Fund Cluster: : 02 - Foreign Assisted Projects Fund

Particulars	Current Year Budget					Prior Year's Budget											SUB-TOTAL	Trust Liabilities				Grand Total					Remarks
	PS	MOOE	FinEx	CO	TOTAL	Prior Years' Accounts Payable				Current Year's Accounts Payable					TOTAL	PS		MOOE	CO	TOTAL	PS	MOOE	FinEx	CO	TOTAL		
						PS	MOOE	FinEx	CO	Sub-Total	PS	MOOE	FinEx	CO												Sub-Total	
1	2	3	4	5	6	7	8	9	10	11	12	13	14	15	16	17	18	19	20	21	22	23	24	25	26	27	28
CASH DISBURSEMENTS																											
Notice of Cash Allocation (NCA)	-	-	-	-	-	-	-	-	-	-	-	-	-	-	-	-	-	-	-	-	-	-	-	-	-	-	-
MDS Check Issued	-	-	-	-	-	-	-	-	-	-	-	-	-	-	-	-	-	-	-	-	-	-	-	-	-	-	-
Advice to Debit Account	-	-	-	-	-	-	-	-	-	-	-	-	-	-	-	-	-	-	-	-	-	-	-	-	-	-	-
Notice of Transfer Allocations (NTA)	-	-	-	-	-	-	-	-	-	-	-	-	-	-	-	-	-	-	-	-	-	-	-	-	-	-	-
MDS Check Issued	-	-	-	-	-	-	-	-	-	-	-	-	-	-	-	-	-	-	-	-	-	-	-	-	-	-	-
Advice to Debit Account	-	-	-	-	-	-	-	-	-	-	-	-	-	-	-	-	-	-	-	-	-	-	-	-	-	-	-
Working Fund For FAPs	-	-	-	-	-	-	-	-	-	-	-	-	-	-	-	-	-	-	-	-	-	-	-	-	-	-	-
Cash Disbursement Ceiling (CDC)	-	-	-	-	-	-	-	-	-	-	-	-	-	-	-	-	-	-	-	-	-	-	-	-	-	-	-
TOTAL CASH DISBURSEMENTS	-	-	-	-	-	-	-	-	-	-	-	-	-	-	-	-	-	-	-	-	-	-	-	-	-	-	-
NON-CASH DISBURSEMENTS																											
Tax Remittance Advices Issued (TRA)	-	-	-	-	-	-	-	-	-	-	-	-	-	-	-	-	-	-	-	-	-	-	-	-	-	-	-
Non-Cash Availment Authority (NCAA)	-	-	-	-	-	-	-	-	-	-	-	-	-	-	-	-	-	-	-	-	-	-	-	-	-	-	-
Disbursements effected through outright deductions from claims	-	-	-	-	-	-	-	-	-	-	-	-	-	-	-	-	-	-	-	-	-	-	-	-	-	-	-
Overpayment of expenses	-	-	-	-	-	-	-	-	-	-	-	-	-	-	-	-	-	-	-	-	-	-	-	-	-	-	-
Restitution for loss of government property	-	-	-	-	-	-	-	-	-	-	-	-	-	-	-	-	-	-	-	-	-	-	-	-	-	-	-
Liquidated damages and similar claims	-	-	-	-	-	-	-	-	-	-	-	-	-	-	-	-	-	-	-	-	-	-	-	-	-	-	-
Others (TEF, BTr Documentary Stamp Tax, etc.)	-	-	-	-	-	-	-	-	-	-	-	-	-	-	-	-	-	-	-	-	-	-	-	-	-	-	-
TOTAL NON-CASH DISBURSEMENTS	-	-	-	-	-	-	-	-	-	-	-	-	-	-	-	-	-	-	-	-	-	-	-	-	-	-	-
GRAND TOTAL	-	-	-	-	-	-	-	-	-	-	-	-	-	-	-	-	-	-	-	-	-	-	-	-	-	-	-

NO TRANSACTION

SUMMARY:	Previous Report	This month	As at Date	Previous Report	This month	As at Date
Total Disbursement Authorities Received	-	-	-	-	-	-
NCA	-	-	-	-	-	-
NTA	-	-	-	-	-	-
Working Fund	-	-	-	-	-	-
TRA	-	-	-	-	-	-
CDC	-	-	-	-	-	-
NCAA	-	-	-	-	-	-
Less: Notice of Transfer of Allocations (NTA) issued	-	-	-	-	-	-
Total Disbursement Authorities Available	-	-	-	-	-	-
Less:						
Lapsed NCA Disbursements	-	-	-	-	-	-
Less: Other Non-Cash Disbursements						
Disbursements effected through outright deductions from claims	-	-	-	-	-	-
Overpayment of expenses	-	-	-	-	-	-
Restitution for loss of government property	-	-	-	-	-	-
Liquidated damages and similar claims	-	-	-	-	-	-
Others (e.g., TEF, BTr Docs Stamp, etc.)	-	-	-	-	-	-
Add/Less: Adjustments (e.g., cancelled/staled checks)						
Balance of Disbursement Authorities as at date	-	-	-	-	-	-

Certified Correct:



JOEL G. MACONOCIDO
OIC, Administrative and Finance Division/Chief Accountant

Approved By:



LUCRECIO R. ALVIAR JR., CESO III
Regional Executive Director


MONTHLY REPORT OF DISBURSEMENTS
For the month of June 2020

Department: DEPARTMENT OF AGRICULTURE
Agency/Entity: OSEC
Operating Unit: RFO 1
Organization Code: 05-001-03-00001
Fund Cluster: 07 - Trust Receipts

Particulars	Current Year Budget					Prior Year's Budget										SUB- TOTAL	Trust Liabilities				Grand Total					Remarks	
	PS	MOOE	FinEx	CO	TOTAL	Prior Years' Accounts Payable				Current Year's Accounts Payable					TOTAL		PS	MOOE	CO	TOTAL	PS	MOOE	FinEx	CO	TOTAL		
						PS	MOOE	FinEx	CO	Sub-Total	PS	MOOE	FinEx	CO													Sub-Total
1	2	3	4	5	6	7	8	9	10	11	12	13	14	15	16	17	18	19	20	21	22	23	24	25	26	27	28
CASH DISBURSEMENTS																											
Notice of Cash Allocation (NCA)	-	-	-	-	-	-	-	-	-	-	-	-	-	-	-	-	-	-	29,255,000.00	-	29,255,000.00	-	29,255,000.00	-	-	29,255,000.00	
MDS Check Issued	-	-	-	-	-	-	-	-	-	-	-	-	-	-	-	-	-	-	29,255,000.00	-	29,255,000.00	-	-	-	-	29,255,000.00	
Advice to Debit Account	-	-	-	-	-	-	-	-	-	-	-	-	-	-	-	-	-	-	-	-	-	-	-	-	-	-	
Notice of Transfer Allocations (NTA)	-	-	-	-	-	-	-	-	-	-	-	-	-	-	-	-	-	-	-	-	-	-	-	-	-	-	
MDS Check Issued	-	-	-	-	-	-	-	-	-	-	-	-	-	-	-	-	-	-	-	-	-	-	-	-	-	-	
Advice to Debit Account	-	-	-	-	-	-	-	-	-	-	-	-	-	-	-	-	-	-	-	-	-	-	-	-	-	-	
Working Fund For FAPs	-	-	-	-	-	-	-	-	-	-	-	-	-	-	-	-	-	-	-	-	-	-	-	-	-	-	
Cash Disbursement Ceiling (CDC)	-	-	-	-	-	-	-	-	-	-	-	-	-	-	-	-	-	-	-	-	-	-	-	-	-	-	
TOTAL CASH DISBURSEMENTS	-	-	-	-	-	-	-	-	-	-	-	-	-	-	-	-	-	-	29,255,000.00	-	29,255,000.00	-	29,255,000.00	-	-	29,255,000.00	
NON-CASH DISBURSEMENTS																											
Tax Remittance Advices Issued (TRA)	-	-	-	-	-	-	-	-	-	-	-	-	-	-	-	-	-	-	-	-	-	-	-	-	-	-	
Non-Cash Availment Authority (NCAA)	-	-	-	-	-	-	-	-	-	-	-	-	-	-	-	-	-	-	-	-	-	-	-	-	-	-	
Disbursements effected through outright deductions from claims	-	-	-	-	-	-	-	-	-	-	-	-	-	-	-	-	-	-	-	-	-	-	-	-	-	-	
Overpayment of expenses	-	-	-	-	-	-	-	-	-	-	-	-	-	-	-	-	-	-	-	-	-	-	-	-	-	-	
Restitution for loss of government property	-	-	-	-	-	-	-	-	-	-	-	-	-	-	-	-	-	-	-	-	-	-	-	-	-	-	
Liquidated damages and similar claims	-	-	-	-	-	-	-	-	-	-	-	-	-	-	-	-	-	-	-	-	-	-	-	-	-	-	
Others (TEF, BTr Documentary Stamp Tax, etc.)	-	-	-	-	-	-	-	-	-	-	-	-	-	-	-	-	-	-	-	-	-	-	-	-	-	-	
TOTAL NON-CASH DISBURSEMENTS	-	-	-	-	-	-	-	-	-	-	-	-	-	-	-	-	-	-	-	-	-	-	-	-	-	-	
GRAND TOTAL	-	-	-	-	-	-	-	-	-	-	-	-	-	-	-	-	-	-	29,255,000.00	-	29,255,000.00	-	29,255,000.00	-	-	29,255,000.00	

SUMMARY:	Previous Report	This month	As at Date	Previous Report	This month	As at Date
Total Disbursement Authorities Received	41,305,076.00	-	41,305,076.00	Total Disbursements Program	41,305,076.00	41,305,076.00
NCA	41,305,076.00	-	41,305,076.00	Less: Actual Disbursements	-	29,255,000.00
NTA	-	-	-	(Over)/Under spending	41,305,076.00	12,050,076.00
Working Fund	-	-	-			
TRA	-	-	-			
CDC	-	-	-			
NCAA	-	-	-			
Less: Notice of Transfer of Allocations (NTA) issued	-	-	-			
Total Disbursement Authorities Available	<u>41,305,076.00</u>	<u>-</u>	<u>41,305,076.00</u>			
Less:						
Lapsed NCA Disbursements	-	29,255,000.00	29,255,000.00			
Less: Other Non-Cash Disbursements						
Disbursements effected through outright deductions from claims						
Overpayment of expenses						
Restitution for loss of government property						
Liquidated damages and similar claims						
Others (e.g., TEF, BTr Docs Stamp, etc.)						
Add/Less: Adjustments (e.g., cancelled/staled checks)						
Balance of Disbursement Authorities as at date	<u>41,305,076.00</u>	<u>(29,255,000.00)</u>	<u>12,050,076.00</u>			

Certified Correct:


JOEL G. MACANOCIDO

OIC, Administrative and Finance Division/Chief Accountant

Approved By:


LUCRECIO R. ALVIAR JR., CESO III
Regional Executive Director


MONTHLY REPORT OF DISBURSEMENTS
For the month of June 2020

Department : DEPARTMENT OF AGRICULTURE
 Agency/Entity : OSEC
 Operating Unit : RFO 1
 Organization Code : 05-001-03-00001
 Fund Cluster :

Particulars	Current Year Budget					Prior Year's Budget										SUB- TOTAL	Trust Liabilities				Grand Total					Remarks	
	PS	MOOE	FinEx	CO	TOTAL	Prior Years' Accounts Payable				Sub-Total	Current Year's Accounts Payable				TOTAL		PS	MOOE	CO	TOTAL	PS	MOOE	FinEx	CO	TOTAL		
						PS	MOOE	FinEx	CO		PS	MOOE	FinEx	CO													
1	2	3	4	5	6	7	8	9	10	11	12	13	14	15	16	17	18	19	20	21	22	23	24	25	26	27	28
CASH DISBURSEMENTS																											
Notice of Cash Allocation (NCA)	-	-	-	-	-	-	-	-	-	-	-	-	-	-	-	-	-	-	-	-	-	-	-	-	-	-	-
MDS Check Issued	-	-	-	-	-	-	-	-	-	-	-	-	-	-	-	-	-	-	-	-	-	-	-	-	-	-	-
Advice to Debit Account	-	-	-	-	-	-	-	-	-	-	-	-	-	-	-	-	-	-	-	-	-	-	-	-	-	-	-
Notice of Transfer Allocations (NTA)	-	-	-	-	-	-	-	-	-	-	-	-	-	-	-	-	-	-	-	-	-	-	-	-	-	-	-
MDS Check Issued	-	-	-	-	-	-	-	-	-	-	-	-	-	-	-	-	-	-	-	-	-	-	-	-	-	-	-
Advice to Debit Account	-	-	-	-	-	-	-	-	-	-	-	-	-	-	-	-	-	-	-	-	-	-	-	-	-	-	-
Working Fund For FAPs	-	-	-	-	-	-	-	-	-	-	-	-	-	-	-	-	-	-	-	-	-	-	-	-	-	-	-
Cash Disbursement Ceiling (CDC)	-	-	-	-	-	-	-	-	-	-	-	-	-	-	-	-	-	-	-	-	-	-	-	-	-	-	-
TOTAL CASH DISBURSEMENTS	-	-	-	-	-	-	-	-	-	-	-	-	-	-	-	-	-	-	-	-	-	-	-	-	-	-	-
NON-CASH DISBURSEMENTS																											
Tax Remittance Advices Issued (TRA)	-	-	-	-	-	-	-	-	-	-	-	-	-	-	-	-	-	-	-	-	-	-	-	-	-	-	-
Non-Cash Availment Authority (NCAA)	-	-	-	-	-	-	-	-	-	-	-	-	-	-	-	-	-	-	-	-	-	-	-	-	-	-	-
Disbursements effected through outright deductions from claims	-	-	-	-	-	-	-	-	-	-	-	-	-	-	-	-	-	-	-	-	-	-	-	-	-	-	-
Overpayment of expenses	-	-	-	-	-	-	-	-	-	-	-	-	-	-	-	-	-	-	-	-	-	-	-	-	-	-	-
Restitution for loss of government property	-	-	-	-	-	-	-	-	-	-	-	-	-	-	-	-	-	-	-	-	-	-	-	-	-	-	-
Liquidated damages and similar claims	-	-	-	-	-	-	-	-	-	-	-	-	-	-	-	-	-	-	-	-	-	-	-	-	-	-	-
Others (TEF, BTr Documentary Stamp Tax, etc.)	-	-	-	-	-	-	-	-	-	-	-	-	-	-	-	-	-	-	-	-	-	-	-	-	-	-	-
TOTAL NON-CASH DISBURSEMENTS	-	-	-	-	-	-	-	-	-	-	-	-	-	-	-	-	-	-	-	-	-	-	-	-	-	-	-
GRAND TOTAL	-	-	-	-	-	-	-	-	-	-	-	-	-	-	-	-	-	-	-	-	-	-	-	-	-	-	-

NO TRANSACTION

SUMMARY:	Previous Report	This month	As at Date	Previous Report	This month	As at Date
Total Disbursement Authorities Received						
NCA	-	-	-	-	-	-
NTA	-	-	-	-	-	-
Working Fund	-	-	-	-	-	-
TRA	-	-	-	-	-	-
CDC	-	-	-	-	-	-
NCAA	-	-	-	-	-	-
Less: Notice of Transfer of Allocations (NTA) issued						
Total Disbursement Authorities Available						
Less:						
Lapsed NCA	-	-	-	-	-	-
Disbursements	-	-	-	-	-	-
Less: Other Non-Cash Disbursements						
Disbursements effected through outright deductions from claims	-	-	-	-	-	-
Overpayment of expenses	-	-	-	-	-	-
Restitution for loss of government property	-	-	-	-	-	-
Liquidated damages and similar claims	-	-	-	-	-	-
Others (e.g., TEF, BTr Docs Stamp, etc.)	-	-	-	-	-	-
Add/Less: Adjustments (e.g., cancelled/staled checks)						
Balance of Disbursement Authorities as at date						

Certified Correct:

 JOEL G. MACONOCIDO
 Chief Accountant/
 OIC, Administrative and Finance Division

Approved By:

 LUCRECIO R. ALVIAR JR., CESO III
 Regional Executive Director


MONTHLY REPORT OF DISBURSEMENTS
For the month of June 2020


Department : DEPARTMENT OF AGRICULTURE
 Agency/Entity : OSEC
 Operating Unit : RFO 1
 Organization Code : 05-001-03-00001
 Fund Cluster :

Particulars	Current Year Budget					Prior Year's Budget											Trust Liabilities				Grand Total					Remarks	
	PS	MOOE	FinEx	CO	TOTAL	Prior Years' Accounts Payable					Current Year's Accounts Payable						PS	MOOE	CO	TOTAL	PS	MOOE	FinEx	CO	TOTAL		
						PS	MOOE	FinEx	CO	Sub-Total	PS	MOOE	FinEx	CO	Sub-Total	PS											MOOE
1	2	3	4	5	6	7	8	9	10	11	12	13	14	15	16	17	18	19	20	21	22	23	24	25	26	27	28
CASH DISBURSEMENTS																											
Notice of Cash Allocation (NCA)	-	-	-	-	-	-	-	-	-	-	-	-	-	-	-	-	-	-	-	-	-	-	-	-	-	-	-
MDS Check Issued	-	-	-	-	-	-	-	-	-	-	-	-	-	-	-	-	-	-	-	-	-	-	-	-	-	-	-
Advice to Debit Account	-	-	-	-	-	-	-	-	-	-	-	-	-	-	-	-	-	-	-	-	-	-	-	-	-	-	-
Notice of Transfer Allocations (NTA)	-	-	-	-	-	-	-	-	-	-	-	-	-	-	-	-	-	-	-	-	-	-	-	-	-	-	-
MDS Check Issued	-	-	-	-	-	-	-	-	-	-	-	-	-	-	-	-	-	-	-	-	-	-	-	-	-	-	-
Advice to Debit Account	-	-	-	-	-	-	-	-	-	-	-	-	-	-	-	-	-	-	-	-	-	-	-	-	-	-	-
Working Fund For FAPs	-	-	-	-	-	-	-	-	-	-	-	-	-	-	-	-	-	-	-	-	-	-	-	-	-	-	-
Cash Disbursement Ceiling (CDC)	-	-	-	-	-	-	-	-	-	-	-	-	-	-	-	-	-	-	-	-	-	-	-	-	-	-	-
TOTAL CASH DISBURSEMENTS	-	-	-	-	-	-	-	-	-	-	-	-	-	-	-	-	-	-	-	-	-	-	-	-	-	-	-
NON-CASH DISBURSEMENTS																											
Tax Remittance Advices Issued (TRA)	-	-	-	-	-	-	-	-	-	-	-	-	-	-	-	-	-	-	-	-	-	-	-	-	-	-	-
Non-Cash Availment Authority (NCAA)	-	-	-	-	-	-	-	-	-	-	-	-	-	-	-	-	-	-	-	-	-	-	-	-	-	-	-
Disbursements effected through outright deductions from claims	-	-	-	-	-	-	-	-	-	-	-	-	-	-	-	-	-	-	-	-	-	-	-	-	-	-	-
Overpayment of expenses	-	-	-	-	-	-	-	-	-	-	-	-	-	-	-	-	-	-	-	-	-	-	-	-	-	-	-
Restitution for loss of government property	-	-	-	-	-	-	-	-	-	-	-	-	-	-	-	-	-	-	-	-	-	-	-	-	-	-	-
Liquidated damages and similar claims	-	-	-	-	-	-	-	-	-	-	-	-	-	-	-	-	-	-	-	-	-	-	-	-	-	-	-
Others (TEF, BTr Documentary Stamp Tax, etc.)	-	-	-	-	-	-	-	-	-	-	-	-	-	-	-	-	-	-	-	-	-	-	-	-	-	-	-
TOTAL NON-CASH DISBURSEMENTS	-	-	-	-	-	-	-	-	-	-	-	-	-	-	-	-	-	-	-	-	-	-	-	-	-	-	-
GRAND TOTAL	-	-	-	-	-	-	-	-	-	-	-	-	-	-	-	-	-	-	-	-	-	-	-	-	-	-	-

NO TRANSACTION

SUMMARY:	Previous Report	This month	As at Date		Previous Report	This month	As at Date
Total Disbursement Authorities Received							
NCA	-	41,305,076.00	41,305,076.00	Total Disbursements Program	-	41,305,076.00	41,305,076.00
NTA	-	41,305,076.00	41,305,076.00	Less: Actual Disbursements	-	-	-
Working Fund	-	-	-	(Over)/Under spending	-	41,305,076.00	41,305,076.00
TRA	-	-	-				
CDC	-	-	-				
NCAA	-	-	-				
Less: Notice of Transfer of Allocations (NTA) issued							
Total Disbursement Authorities Available	-	41,305,076.00	41,305,076.00				
Less:							
Lapsed NCA Disbursements	-	-	-				
Other Non-Cash Disbursements							
Disbursements effected through outright deductions from claims							
Overpayment of expenses							
Restitution for loss of government property							
Liquidated damages and similar claims							
Others (e.g., TEF, BTr Docs Stamp, etc.)							
Add/Less: Adjustments (e.g., cancelled/staled checks)							
Balance of Disbursement Authorities as at date	-	41,305,076.00	41,305,076.00				

Certified Correct:

JOEL G. MACONOCIDO
 Chief Accountant/
 OIC, Administrative and Finance Division

Approved By:

LUCRECIO R. ALVIAR JR., CESO III
 Regional Executive Director