

**STATEMENT OF APPROPRIATIONS, ALLOTMENTS, OBLIGATIONS, DISBURSEMENTS AND BALANCES**  
As of the Quarter Ending March 31, 2020

Department : Department of Agriculture (DA)  
 Agency/Entity : Office of the Secretary  
 Operating Unit : Regional Field Unit - I  
 Organization Code (UACS): 05 001 0300001  
 Fund Cluster : 01 - Regular Agency Fund

X	Current Year Appropriations
	Supplemental Appropriations
	Continuing Appropriations

Particulars	UACS CODE	Appropriation			Allotments			Current Year Obligations					Current Year Disbursements					Balances					
		Authorized Appropriation	Adjustments (Transfer (To)/From, Modifications/Augmentations)	Adjusted Appropriations	Allotments Received	Adjustments (Reductions, Modifications/Augmentations)	Transfer To	Transfer From	Adjusted Total Allotments	1st Quarter	2nd Quarter	3rd Quarter	4th Quarter	Total	1st Quarter	2nd Quarter	3rd Quarter	4th Quarter	Total	Unreleased Appropriations	Unobligated Allotment	Unpaid Obligations	
										Ending Mar. 31	Ending June 30	Ending Sept. 30	Ending Dec. 31		15=(11+12+13+14)	Ending Mar. 31	Ending June 30	Ending Sept. 30				Ending Dec. 31	20=(16+17+18+19)
<b>I. Agency Specific Budget</b>		1,739,535,000.00	(519,000,000.00)	1,220,535,000.00	1,163,124,000.00	0.00	0.00	0.00	1,163,124,000.00	691,116,359.21	0.00	0.00	0.00	691,116,359.21	51,895,458.47	0.00	0.00	0.00	51,895,458.47	57,411,000.00	472,007,640.79	0.00	639,220,900.74
<b>Specific Budgets of National Government Agencies</b>	<b>1101101</b>	1,739,535,000.00	(519,000,000.00)	1,220,535,000.00	1,163,124,000.00	0.00	0.00	0.00	1,163,124,000.00	691,116,359.21	0.00	0.00	0.00	691,116,359.21	51,895,458.47	0.00	0.00	0.00	51,895,458.47	57,411,000.00	472,007,640.79	0.00	639,220,900.74
<b>General Administration and Support</b>	<b>1000000000000000</b>	39,355,000.00	0.00	39,355,000.00	39,355,000.00	0.00	0.00	0.00	39,355,000.00	12,869,863.52	0.00	0.00	0.00	12,869,863.52	7,764,066.45	0.00	0.00	0.00	7,764,066.45	0.00	26,485,136.48	0.00	5,105,797.07
General management and supervision	100000100001000	38,240,000.00	0.00	38,240,000.00	38,240,000.00	0.00	0.00	0.00	38,240,000.00	12,580,722.87	0.00	0.00	0.00	12,580,722.87	7,764,066.45	0.00	0.00	0.00	7,764,066.45	0.00	25,659,277.13	0.00	4,816,656.42
PS		23,696,000.00		23,696,000.00	23,696,000.00				23,696,000.00	6,965,151.84				6,965,151.84	4,446,011.46				4,446,011.46	0.00	16,730,848.16		2,519,140.38
MOOE		14,506,000.00		14,506,000.00	14,506,000.00				14,506,000.00	5,615,571.03				5,615,571.03	3,318,054.99				3,318,054.99	0.00	8,890,428.97		2,297,516.04
FINEX		38,000.00		38,000.00	38,000.00				38,000.00	0.00				0.00	0.00			0.00	0.00	0.00	38,000.00		0.00
Administration of Personnel Benefits	100000100002000	1,115,000.00	0.00	1,115,000.00	1,115,000.00	0.00	0.00	0.00	1,115,000.00	289,140.65	0.00	0.00	0.00	289,140.65	0.00	0.00	0.00	0.00	0.00	0.00	825,859.35	0.00	289,140.65
PS		1,115,000.00		1,115,000.00	1,115,000.00				1,115,000.00	289,140.65				289,140.65	0.00				0.00	0.00	825,859.35		289,140.65
<b>Sub-Total, General Administration and Support</b>		39,355,000.00	0.00	39,355,000.00	39,355,000.00	0.00	0.00	0.00	39,355,000.00	12,869,863.52	0.00	0.00	0.00	12,869,863.52	7,764,066.45	0.00	0.00	0.00	7,764,066.45	0.00	26,485,136.48	0.00	5,105,797.07
PS		24,811,000.00	0.00	24,811,000.00	24,811,000.00	0.00	0.00	0.00	24,811,000.00	7,254,292.49	0.00	0.00	0.00	7,254,292.49	4,446,011.46	0.00	0.00	0.00	4,446,011.46	0.00	17,556,707.51	0.00	2,808,281.03
MOOE		14,506,000.00	0.00	14,506,000.00	14,506,000.00	0.00	0.00	0.00	14,506,000.00	5,615,571.03	0.00	0.00	0.00	5,615,571.03	3,318,054.99	0.00	0.00	0.00	3,318,054.99	0.00	8,890,428.97	0.00	2,297,516.04
FINEX		38,000.00	0.00	38,000.00	38,000.00	0.00	0.00	0.00	38,000.00	0.00	0.00	0.00	0.00	0.00	0.00	0.00	0.00	0.00	0.00	0.00	38,000.00	0.00	0.00
CO		0.00	0.00	0.00	0.00	0.00	0.00	0.00	0.00	0.00	0.00	0.00	0.00	0.00	0.00	0.00	0.00	0.00	0.00	0.00	0.00	0.00	0.00
<b>Support to Operations</b>	<b>2000000000000000</b>	119,581,000.00	0.00	119,581,000.00	119,581,000.00	0.00	0.00	0.00	119,581,000.00	28,849,624.50	0.00	0.00	0.00	28,849,624.50	10,575,735.30	0.00	0.00	0.00	10,575,735.30	0.00	90,731,375.50	0.00	18,273,889.20
Development of organizational policies, plans and procedures	200000100005000	14,233,000.00	0.00	14,233,000.00	14,233,000.00	0.00	0.00	0.00	14,233,000.00	3,804,555.84	0.00	0.00	0.00	3,804,555.84	1,737,933.47	0.00	0.00	0.00	1,737,933.47	0.00	10,428,444.16	0.00	2,066,222.37
PS		7,317,000.00		7,317,000.00	7,317,000.00				7,317,000.00	2,128,811.24				2,128,811.24	1,330,036.82				1,330,036.82	0.00	5,188,188.76		798,774.42
MOOE		6,916,000.00		6,916,000.00	6,916,000.00				6,916,000.00	1,675,744.60				1,675,744.60	407,896.65				407,896.65	0.00	5,240,255.40		1,267,847.95
Operation and maintenance of the integrated laboratories	200000100008000	37,835,000.00	0.00	37,835,000.00	37,835,000.00	0.00	0.00	0.00	37,835,000.00	7,565,212.13	0.00	0.00	0.00	7,565,212.13	3,561,595.35	0.00	0.00	0.00	3,561,595.35	0.00	30,269,787.87	0.00	4,003,616.78
PS		15,570,000.00		15,570,000.00	15,570,000.00				15,570,000.00	4,515,912.66				4,515,912.66	2,837,852.93				2,837,852.93	0.00	11,054,087.34		1,678,059.73
MOOE		22,265,000.00		22,265,000.00	22,265,000.00				22,265,000.00	3,049,299.47				3,049,299.47	723,742.42				723,742.42	0.00	19,215,700.53		2,325,557.05
Field program management activities	200000100009000	55,093,000.00	0.00	55,093,000.00	55,093,000.00	0.00	0.00	0.00	55,093,000.00	15,657,418.58	0.00	0.00	0.00	15,657,418.58	4,646,450.51	0.00	0.00	0.00	4,646,450.51	0.00	39,435,581.42	0.00	11,010,968.07
PS		4,103,000.00		4,103,000.00	4,103,000.00				4,103,000.00	1,473,876.09				1,473,876.09	1,007,174.22				1,007,174.22	0.00	2,629,123.91		466,701.87
MOOE		50,540,000.00		50,540,000.00	50,540,000.00				50,540,000.00	14,183,542.49				14,183,542.49	3,639,276.29				3,639,276.29	0.00	36,356,457.51		10,544,266.20
CO		450,000.00		450,000.00	450,000.00				450,000.00	0.00				0.00	0.00			0.00	0.00	0.00	450,000.00		0.00
Agriculture and fishery engineering support activities	200000100011000	12,420,000.00	0.00	12,420,000.00	12,420,000.00	0.00	0.00	0.00	12,420,000.00	1,822,437.95	0.00	0.00	0.00	1,822,437.95	629,755.97	0.00	0.00	0.00	629,755.97	0.00	10,597,562.05	0.00	1,192,681.98
MOOE		12,420,000.00		12,420,000.00	12,420,000.00				12,420,000.00	1,822,437.95				1,822,437.95	629,755.97				629,755.97	0.00	10,597,562.05		1,192,681.98
<b>Sub-Total, Support to Operations</b>		119,581,000.00	0.00	119,581,000.00	119,581,000.00	0.00	0.00	0.00	119,581,000.00	28,849,624.50	0.00	0.00	0.00	28,849,624.50	10,575,735.30	0.00	0.00	0.00	10,575,735.30	0.00	90,731,375.50	0.00	18,273,889.20
PS		26,990,000.00	0.00	26,990,000.00	26,990,000.00	0.00	0.00	0.00	26,990,000.00	8,118,599.99	0.00	0.00	0.00	8,118,599.99	5,175,063.97	0.00	0.00	0.00	5,175,063.97	0.00	18,871,400.01	0.00	2,943,536.02
MOOE		92,141,000.00	0.00	92,141,000.00	92,141,000.00	0.00	0.00	0.00	92,141,000.00	20,731,024.51	0.00	0.00	0.00	20,731,024.51	5,400,671.33	0.00	0.00	0.00	5,400,671.33	0.00	71,409,975.49	0.00	15,330,353.18
CO		450,000.00	0.00	450,000.00	450,000.00	0.00	0.00	0.00	450,000.00	0.00	0.00	0.00	0.00	0.00	0.00	0.00	0.00	0.00	0.00	0.00	450,000.00	0.00	0.00
<b>Operations</b>	<b>3000000000000000</b>	1,580,599,000.00	(519,000,000.00)	1,061,599,000.00	1,004,188,000.00	0.00	0.00	0.00	1,004,188,000.00	649,396,871.19	0.00	0.00	0.00	649,396,871.19	33,555,656.72	0.00	0.00	0.00	33,555,656.72	57,411,000.00	354,791,128.81	0.00	615,841,214.47
<b>OO : Productivity in the agricultural sector increased</b>	<b>3100000000000000</b>	1,580,599,000.00	(519,000,000.00)	1,061,599,000.00	1,004,188,000.00	0.00	0.00	0.00	1,004,188,000.00	649,396,871.19	0.00	0.00	0.00	649,396,871.19	33,555,656.72	0.00	0.00	0.00	33,555,656.72	57,411,000.00	354,791,128.81	0.00	615,841,214.47
<b>TECHNICAL AND SUPPORT SERVICES PROGRAM</b>	<b>3101000000000000</b>	729,740,000.00	0.00	729,740,000.00	676,739,000.00	0.00	0.00	0.00	676,739,000.00	523,862,377.43	0.00	0.00	0.00	523,862,377.43	31,175,336.49	0.00	0.00	0.00	31,175,336.49	53,001,000.00	152,876,622.57	0.00	492,687,040.94
<b>PRODUCTION SUPPORT SERVICES (PSS) SUB-PROGRAM</b>	<b>3101010000000000</b>	521,567,000.00	0.00	521,567,000.00	469,939,000.00	0.00	0.00	0.00	469,939,000.00	407,493,724.13	0.00	0.00	0.00	407,493,724.13	8,057,358.03	0.00	0.00	0.00	8,057,358.03	51,628,000.00	62,445,275.87	0.00	399,436,366.10
PSS on the National Rice Program	310101100001000	388,758,000.00	0.00	388,758,000.00	354,322,000.00	0.00	0.00	0.00	354,322,000.00	342,551,271.00	0.00	0.00	0.00	342,551,271.00	0.00	0.00	0.00	0.00	0.00	34,436,000.00	11,770,729.00	0.00	342,551,271.00
MOOE		385,758,000.00		385,758,000.00	351,322,000.00				351,322,000.00	340,007,271.00				340,007,271.00	0.00				0.00	34,436,000.00	11,314		

**STATEMENT OF APPROPRIATIONS, ALLOTMENTS, OBLIGATIONS, DISBURSEMENTS AND BALANCES**  
As of the Quarter Ending March 31, 2020

Department : Department of Agriculture (DA)  
Agency/Entity : Office of the Secretary  
Operating Unit : Regional Field Unit - I  
Organization Code (UACS): 05 001 0300001  
Fund Cluster : 01 - Regular Agency Fund

X	Current Year Appropriations
	Supplemental Appropriations
	Continuing Appropriations

Particulars	UACS CODE	Appropriation		Allotments		Current Year Obligations					Current Year Disbursements					Balances								
		Authorized Appropriation	Adjustments (Transfer To/From, Modifications/Augmentations)	Adjusted Appropriations	Allotments Received	Adjustments (Reductions, Modifications/Augmentations)	Transfer To	Transfer From	Adjusted Total Allotments	1st Quarter	2nd Quarter	3rd Quarter	4th Quarter	Total	1st Quarter	2nd Quarter	3rd Quarter	4th Quarter	Total	Unreleased Appropriations	Unobligated Allotment	Unpaid Obligations		
										Ending Mar. 31	Ending June 30	Ending Sept. 30	Ending Dec. 31		15=(11+12+13+14)	Ending Mar. 31	Ending June 30	Ending Sept. 30				Ending Dec. 31	20=(16+17+18+19)	21=(5-10)
1	2	3	4	5=(3+4)	6	7	8	9	10=[(6+(-)-7)-8+9]	11	12	13	14	15	16	17	18	19	20	21	22	23	24	
AGRICULTURAL MACHINERY, EQUIPMENT, FACILITIES AND INFRASTRUCTURES PROGRAM	3102000000000000	837,124,000.00	(519,000,000.00)	318,124,000.00	313,714,000.00	0.00	0.00	0.00	0.00	313,714,000.00	122,078,735.64	0.00	0.00	0.00	122,078,735.64	377,178.69	0.00	0.00	0.00	377,178.69	4,410,000.00	191,635,264.36	0.00	121,701,556.95
AGRICULTURAL MACHINERY, EQUIPMENT, AND FACILITIES SUPPORT SERVICES SUB-PROGRAM	3102010000000000	144,416,000.00	0.00	144,416,000.00	142,006,000.00	0.00	0.00	0.00	0.00	142,006,000.00	76,865,067.00	0.00	0.00	0.00	76,865,067.00	0.00	0.00	0.00	0.00	2,410,000.00	65,140,933.00	0.00	76,865,067.00	
Provision of Agricultural Equipment and Facilities (PAEF) on the National Rice Program	3102011000010000	96,465,000.00	0.00	96,465,000.00	96,465,000.00	0.00	0.00	0.00	0.00	96,465,000.00	59,280,368.00	0.00	0.00	0.00	59,280,368.00	0.00	0.00	0.00	0.00	0.00	37,184,632.00	0.00	59,280,368.00	
CO		96,465,000.00		96,465,000.00	96,465,000.00					96,465,000.00	59,280,368.00				59,280,368.00					0.00	37,184,632.00		59,280,368.00	
PAEF on the National Corn Program	3102011000030000	20,550,000.00	0.00	20,550,000.00	20,550,000.00	0.00	0.00	0.00	0.00	20,550,000.00	2,913,478.00	0.00	0.00	0.00	2,913,478.00	0.00	0.00	0.00	0.00	0.00	17,636,522.00	0.00	2,913,478.00	
CO		20,550,000.00		20,550,000.00	20,550,000.00					20,550,000.00	2,913,478.00				2,913,478.00					0.00	17,636,522.00		2,913,478.00	
PAEF on the National High-Value Crops Development Program	3102011000040000	20,076,000.00	0.00	20,076,000.00	17,666,000.00	0.00	0.00	0.00	0.00	17,666,000.00	12,853,235.00	0.00	0.00	0.00	12,853,235.00	0.00	0.00	0.00	0.00	2,410,000.00	4,812,765.00	0.00	12,853,235.00	
MOOE		6,371,000.00		6,371,000.00	6,371,000.00					6,371,000.00	4,358,128.00				4,358,128.00					0.00	2,012,872.00		4,358,128.00	
CO		13,705,000.00		13,705,000.00	11,295,000.00					11,295,000.00	8,495,107.00				8,495,107.00					2,410,000.00	2,799,893.00		8,495,107.00	
PAEF on the Promotion and Development of Organic Agriculture Program	3102011000050000	7,325,000.00	0.00	7,325,000.00	7,325,000.00	0.00	0.00	0.00	0.00	7,325,000.00	1,817,986.00	0.00	0.00	0.00	1,817,986.00	0.00	0.00	0.00	0.00	0.00	5,507,014.00	0.00	1,817,986.00	
MOOE		350,000.00		350,000.00	350,000.00					350,000.00	221,200.00				221,200.00					0.00	128,800.00		221,200.00	
CO		6,975,000.00		6,975,000.00	6,975,000.00					6,975,000.00	1,596,786.00				1,596,786.00					0.00	5,378,214.00		1,596,786.00	
IRRIGATION NETWORK SERVICES (INS) SUB-PROGRAM	3102020000000000	166,708,000.00	0.00	166,708,000.00	164,708,000.00	0.00	0.00	0.00	0.00	164,708,000.00	43,738,570.37	0.00	0.00	0.00	43,738,570.37	0.00	0.00	0.00	0.00	2,000,000.00	120,969,429.63	0.00	43,738,570.37	
INS on the National Rice Program	3102021000010000	149,684,000.00	0.00	149,684,000.00	149,684,000.00	0.00	0.00	0.00	0.00	149,684,000.00	34,715,602.37	0.00	0.00	0.00	34,715,602.37	0.00	0.00	0.00	0.00	0.00	114,968,397.63	0.00	34,715,602.37	
CO		149,684,000.00		149,684,000.00	149,684,000.00					149,684,000.00	34,715,602.37				34,715,602.37					0.00	114,968,397.63		34,715,602.37	
INS on the National Corn Program	3102021000020000	7,500,000.00	0.00	7,500,000.00	7,500,000.00	0.00	0.00	0.00	0.00	7,500,000.00	6,096,600.00	0.00	0.00	0.00	6,096,600.00	0.00	0.00	0.00	0.00	0.00	1,403,400.00	0.00	6,096,600.00	
CO		7,500,000.00		7,500,000.00	7,500,000.00					7,500,000.00	6,096,600.00				6,096,600.00					0.00	1,403,400.00		6,096,600.00	
INS on the National High-Value Crops Development Program	3102021000030000	9,524,000.00	0.00	9,524,000.00	7,524,000.00	0.00	0.00	0.00	0.00	7,524,000.00	2,926,368.00	0.00	0.00	0.00	2,926,368.00	0.00	0.00	0.00	0.00	2,000,000.00	4,597,632.00	0.00	2,926,368.00	
CO		9,524,000.00		9,524,000.00	7,524,000.00					7,524,000.00	2,926,368.00				2,926,368.00					2,000,000.00	4,597,632.00		2,926,368.00	
FARM-TO-MARKET ROADS (FMR) SUB-PROGRAM	3102030000000000	526,000,000.00	(519,000,000.00)	7,000,000.00	7,000,000.00	0.00	0.00	0.00	0.00	7,000,000.00	1,475,098.27	0.00	0.00	0.00	1,475,098.27	377,178.69	0.00	0.00	0.00	377,178.69	5,524,901.73	0.00	1,097,919.58	
Farm-to-Market Road (FMR) Network Planning and Monitoring Services	3102031000010000	7,000,000.00	0.00	7,000,000.00	7,000,000.00	0.00	0.00	0.00	0.00	7,000,000.00	1,475,098.27	0.00	0.00	0.00	1,475,098.27	377,178.69	0.00	0.00	0.00	377,178.69	5,524,901.73	0.00	1,097,919.58	
MOOE		7,000,000.00		7,000,000.00	7,000,000.00					7,000,000.00	1,475,098.27				1,475,098.27	377,178.69				377,178.69	5,524,901.73		1,097,919.58	
Repair/Rehabilitation and Construction of Farm-to-Market Roads in the Designated Key Production Areas	3102032000000000	519,000,000.00	(519,000,000.00)	0.00	0.00	0.00	0.00	0.00	0.00	0.00	0.00	0.00	0.00	0.00	0.00	0.00	0.00	0.00	0.00	0.00	0.00	0.00	0.00	
CO		519,000,000.00		519,000,000.00	0.00					0.00	0.00				0.00	0.00				0.00	0.00		0.00	
AGRICULTURE AND FISHERY REGULATORY SUPPORT PROGRAM	3104000000000000	13,735,000.00	0.00	13,735,000.00	13,735,000.00	0.00	0.00	0.00	0.00	13,735,000.00	3,455,758.12	0.00	0.00	0.00	3,455,758.12	2,003,141.54	0.00	0.00	0.00	2,003,141.54	0.00	10,279,241.88	0.00	1,452,616.58
Quality control and inspection	3104001000010000	13,231,000.00	0.00	13,231,000.00	13,231,000.00	0.00	0.00	0.00	0.00	13,231,000.00	3,345,331.12	0.00	0.00	0.00	3,345,331.12	2,003,141.54	0.00	0.00	0.00	2,003,141.54	0.00	9,885,668.88	0.00	1,342,189.58
PS		10,317,000.00		10,317,000.00	10,317,000.00					10,317,000.00	2,984,265.66				2,984,265.66	1,868,519.21				1,868,519.21	0.00	7,332,734.34	0.00	1,115,746.45
MOOE		2,914,000.00		2,914,000.00	2,914,000.00					2,914,000.00	361,065.46				361,065.46	134,622.33				134,622.33	0.00	2,552,934.54	0.00	226,443.13
Registration and licensing	3104001000040000	504,000.00	0.00	504,000.00	504,000.00	0.00	0.00	0.00	0.00	504,000.00	110,427.00	0.00	0.00	0.00	110,427.00	0.00	0.00	0.00	0.00	0.00	393,573.00	0.00	110,427.00	
MOOE		504,000.00		504,000.00	504,000.00					504,000.00	110,427.00				110,427.00					0.00	393,573.00		110,427.00	
<b>Sub-Total Operations</b>		<b>1,580,599,000.00</b>	<b>(519,000,000.00)</b>	<b>1,061,599,000.00</b>	<b>1,004,188,000.00</b>	<b>0.00</b>	<b>0.00</b>	<b>0.00</b>	<b>0.00</b>	<b>1,004,188,000.00</b>	<b>649,396,871.19</b>	<b>0.00</b>	<b>0.00</b>	<b>0.00</b>	<b>649,396,871.19</b>	<b>33,555,656.72</b>	<b>0.00</b>	<b>0.00</b>	<b>0.00</b>	<b>33,555,656.72</b>	<b>57,411,000.00</b>	<b>354,791,128.81</b>	<b>0.00</b>	<b>615,841,214.47</b>
PS		64,001,000.00	0.00	64,001,000.00	64,001,000.00	0.00	0.00	0.00	0.00	64,001,000.00	21,316,809.19	0.00	0.00	0.00	21,316,809.19	13,214,811.83	0.00	0.00	0.00	13,214,811.83	0.00	42,684,190.81	0.00	8,101,997.36
MOOE		645,315,000.00	0.00	645,315,000.00	596,914,000.00	0.00	0.00	0.00	0.00	596,914,000.00	482,606,536.63	0.00	0.00	0.00	482,606,536.63	19,640,844.89	0.00	0.00	0.00	19,640,844.89	48,401,000.00	114,307,463.37	0.00	462,965,691.74
CO		871,283,000.00	(519,000,000.00)	352,283,000.00	343,273,000.00	0.00	0.00	0.00	0.00	343,273,000.00	145,473,525.37	0.00	0.00	0.00	145,473,525.37	700,000.00	0.00	0.00	0.00	700,000.00	9,010,000.00	197,799,474.63	0.00	144,773,525.37
<b>Sub-Total I. Agency Specific Budget</b>		<b>1,739,535,000.00</b>	<b>(519,000,000.00)</b>	<b>1,220,535,000.00</b>	<b>1,163,124,000.00</b>	<b>0.00</b>	<b>0.00</b>	<b>0.00</b>	<b>0.00</b>	<b>1,163,124,000.00</b>	<b>691,116,359.21</b>	<b>0.00</b>	<b>0.00</b>	<b>0.00</b>	<b>691,116,359.21</b>	<b>51,895,458.47</b>	<b>0.00</b>	<b>0.00</b>	<b>0.00</b>	<b>51,895,458.47</b>	<b>57,411,000.00</b>	<b>472,007,640.79</b>	<b>0.00</b>	<b>639,220,900.74</b>
PS		115,802,000.00	0.00	115,802,000.00	115,802,000.00	0.00	0.00	0.00	0.00	115,802,000.00	36,689,701.67	0.00	0.00	0.00	36,689,701.67	22,835,887.26	0.00	0.00	0.00	22,835,887.26	0.00	79,112,298.33	0.00	13,853,814.41
MOOE		751,962,000.00	0.0																					

**STATEMENT OF APPROPRIATIONS, ALLOTMENTS, OBLIGATIONS, DISBURSEMENTS AND BALANCES**  
As of the Quarter Ending March 31, 2020

Department : Department of Agriculture (DA)  
 Agency/Entity : Office of the Secretary  
 Operating Unit : Regional Field Unit - I  
 Organization Code (UACS): 05 001 0300001  
 Fund Cluster : 01 - Regular Agency Fund

X	Current Year Appropriations
	Supplemental Appropriations
	Continuing Appropriations

Particulars	UACS CODE	Appropriation			Allotments			Current Year Obligations					Current Year Disbursements				Balances						
		Authorized Appropriation	Adjustments (Transfer To)/From, Modifications/Augmentations)	Adjusted Appropriations	Allotments Received	Adjustments (Reductions, Modifications/Augmentations)	Transfer To	Transfer From	Adjusted Total Allotments	1st Quarter	2nd Quarter	3rd Quarter	4th Quarter	Total	1st Quarter	2nd Quarter	3rd Quarter	4th Quarter	Total	Unreleased Appropriations	Unobligated Allotment	Unpaid Obligations (15-20) = (23+24)	
										Ending Mar. 31	Ending June 30	Ending Sept. 30	Ending Dec. 31		Ending Mar. 31	Ending June 30	Ending Sept. 30	Ending Dec. 31				20=(16+17+18+19)	21=(5-10)
1	2	3	4	5=(3+4)	6	7	8	9	10=[(6+(-)7)-8+9]	11	12	13	14	15=[(11+12+13+14)]	16	17	18	19	20=(16+17+18+19)	21=(5-10)	22=(10-15)	23	24
<b>GRAND TOTAL</b>		1,750,038,000.00	<b>(514,027,428.00)</b>	1,236,010,572.00	1,173,627,000.00	0.00	0.00	4,972,572.00	1,178,599,572.00	692,980,059.69	0.00	0.00	0.00	692,980,059.69	53,759,158.95	0.00	0.00	0.00	53,759,158.95	57,411,000.00	485,619,512.31	0.00	639,220,900.74
PS		126,305,000.00	4,972,572.00	131,277,572.00	126,305,000.00	0.00	0.00	4,972,572.00	131,277,572.00	38,553,402.15	0.00	0.00	0.00	38,553,402.15	24,699,587.74	0.00	0.00	0.00	24,699,587.74	0.00	92,724,169.85	0.00	13,853,814.41
MOOE		751,962,000.00	0.00	751,962,000.00	703,561,000.00	0.00	0.00	0.00	703,561,000.00	508,953,132.17	0.00	0.00	0.00	508,953,132.17	28,359,571.21	0.00	0.00	0.00	28,359,571.21	48,401,000.00	194,607,867.83	0.00	480,593,560.96
FinEX		38,000.00	0.00	38,000.00	38,000.00	0.00	0.00	0.00	38,000.00	0.00	0.00	0.00	0.00	0.00	0.00	0.00	0.00	0.00	0.00	0.00	0.00	0.00	0.00
CO		871,733,000.00	<b>(519,000,000.00)</b>	352,733,000.00	343,723,000.00	0.00	0.00	0.00	343,723,000.00	145,473,525.37	0.00	0.00	0.00	145,473,525.37	700,000.00	0.00	0.00	0.00	700,000.00	9,010,000.00	198,249,474.63	0.00	144,773,525.37

Recapitulation by OO:

I. Agency Specific Budget	Authorized Appropriation	Adjustments (Transfer To)/From, Modifications/Augmentations)	Adjusted Appropriations	Allotments Received	Adjustments (Reductions, Modifications/Augmentations)	Transfer To	Transfer From	Adjusted Total Allotments	1st Quarter Ending Mar. 31	2nd Quarter Ending June 30	3rd Quarter Ending Sept. 30	4th Quarter Ending Dec. 31	Total	1st Quarter Ending Mar. 31	2nd Quarter Ending June 30	3rd Quarter Ending Sept. 30	4th Quarter Ending Dec. 31	Total	Unreleased Appropriations	Unobligated Allotment	Due and Demandable	Not Yet Due and Demandable
TECHNICAL AND SUPPORT SERVICES PROGRAM	1,580,599,000.00	<b>(519,000,000.00)</b>	1,061,599,000.00	1,004,188,000.00	0.00	0.00	0.00	1,004,188,000.00	649,396,871.19	0.00	0.00	0.00	649,396,871.19	33,555,656.72	0.00	0.00	0.00	33,555,656.72	57,411,000.00	354,791,128.81	0.00	615,841,214.47
AGRICULTURAL MACHINERY, EQUIPMENT, FACILITIES AND INFRASTRUCTURES PROGRAM	729,740,000.00	0.00	729,740,000.00	676,739,000.00	0.00	0.00	0.00	676,739,000.00	523,862,377.43	0.00	0.00	0.00	523,862,377.43	31,175,336.49	0.00	0.00	0.00	31,175,336.49	53,001,000.00	152,876,622.57	0.00	492,687,040.94
AGRICULTURE AND FISHERY POLICY PROGRAM	837,124,000.00	<b>(519,000,000.00)</b>	318,124,000.00	313,714,000.00	0.00	0.00	0.00	313,714,000.00	122,078,735.64	0.00	0.00	0.00	122,078,735.64	377,178.69	0.00	0.00	0.00	377,178.69	4,410,000.00	191,635,264.36	0.00	121,701,556.95
AGRICULTURE AND FISHERY REGULATORY SUPPORT	13,735,000.00	0.00	13,735,000.00	13,735,000.00	0.00	0.00	0.00	13,735,000.00	3,455,758.12	0.00	0.00	0.00	3,455,758.12	2,003,141.54	0.00	0.00	0.00	2,003,141.54	0.00	10,279,241.88	0.00	1,452,616.58
LOCALLY-FUNDED AND FOREIGN-ASSISTED PROGRAM	0.00	0.00	0.00	0.00	0.00	0.00	0.00	0.00	0.00	0.00	0.00	0.00	0.00	0.00	0.00	0.00	0.00	0.00	0.00	0.00	0.00	0.00

Certified Correct:

*[Signature]*  
**GILDA R. RODRIGUEZ**  
 Chief, Budget Section  
 Date: \_\_\_\_\_

Recommending Approval:

*[Signature]*  
**GEL G. MACONOCIDO**  
 Chief, Accounting Section/  
 OIC - Finance and Administrative Division  
 Date: \_\_\_\_\_

Approved by:


*[Signature]*  
**LUCRECIO R. ALVIAR, JR., CESO III**  
 Regional Executive Director  
 Date: \_\_\_\_\_


STATEMENT OF APPROPRIATIONS, ALLOTMENTS, OBLIGATIONS, DISBURSEMENTS AND BALANCES  
As of the Quarter Ending March 31, 2020


Department : Department of Agriculture (DA)  
Agency/Entity : Office of the Secretary  
Operating Unit : Regional Field Unit - I  
Organization Code (UACS): 05 001 0300001  
Fund Cluster : 01 - Regular Agency Fund

	Current Year Appropriations
	Supplemental Appropriations
X	Continuing Appropriations

Particulars	UACS CODE	Appropriation		Allotments						Current Year Obligations					Current Year Disbursements					Balances			
		Authorized Appropriation	Adjustments (Transfer (To)/From, Modifications/Augmentations)	Adjusted Appropriations	Allotments Received	Adjustments (Reductions, Modifications/Augmentations)	Transfer To	Transfer From	Adjusted Total Allotments	1st Quarter	2nd Quarter	3rd Quarter	4th Quarter	Total	1st Quarter	2nd Quarter	3rd Quarter	4th Quarter	Total	Unreleased Appropriations	Unobligated Allotment	Unpaid Obligations	
										Ending Mar. 31	Ending June 30	Ending Sept. 30	Ending Dec. 31		Ending Mar. 31	Ending June 30	Ending Sept. 30	Ending Dec. 31				Due and Demandable	Not Yet Due and Demandable
1	2	3	4	5=(3+4)	6	7	8	9	10={6+(-)7-8+9}	11	12	13	14	15={11+12+13+14}	16	17	18	19	20={16+17+18+19}	21=(5-10)	22=(10-15)	23	24
<b>I. Agency Specific Budget</b>		3,525,000.00	0.00	3,525,000.00	0.00	0.00	0.00	0.00	0.00	0.00	0.00	0.00	0.00	0.00	0.00	0.00	0.00	0.00	0.00	3,525,000.00	0.00	0.00	0.00
<b>Specific Budgets of National Government Agencies</b>	1102101	3,525,000.00	0.00	3,525,000.00	0.00	0.00	0.00	0.00	0.00	0.00	0.00	0.00	0.00	0.00	0.00	0.00	0.00	0.00	0.00	3,525,000.00	0.00	0.00	0.00
<b>General Administration and Support</b>	1000000000000000	525,000.00	0.00	525,000.00	0.00	0.00	0.00	0.00	0.00	0.00	0.00	0.00	0.00	0.00	0.00	0.00	0.00	0.00	0.00	525,000.00	0.00	0.00	0.00
Administration of Personnel Benefits	100000100002000	525,000.00	0.00	525,000.00	0.00	0.00	0.00	0.00	0.00	0.00	0.00	0.00	0.00	0.00	0.00	0.00	0.00	0.00	0.00	525,000.00	0.00	0.00	0.00
PS		525,000.00		525,000.00																525,000.00			
<b>Sub-Total, General Administration and Support</b>		525,000.00	0.00	525,000.00	0.00	0.00	0.00	0.00	0.00	0.00	0.00	0.00	0.00	0.00	0.00	0.00	0.00	0.00	0.00	525,000.00	0.00	0.00	0.00
PS		525,000.00	0.00	525,000.00	0.00	0.00	0.00	0.00	0.00	0.00	0.00	0.00	0.00	0.00	0.00	0.00	0.00	0.00	0.00	525,000.00	0.00	0.00	0.00
<b>Operations</b>	3000000000000000	3,000,000.00	0.00	3,000,000.00	0.00	0.00	0.00	0.00	0.00	0.00	0.00	0.00	0.00	0.00	0.00	0.00	0.00	0.00	0.00	3,000,000.00	0.00	0.00	0.00
OO - Productivity in the agricultural sector increased	3100000000000000	3,000,000.00	0.00	3,000,000.00	0.00	0.00	0.00	0.00	0.00	0.00	0.00	0.00	0.00	0.00	0.00	0.00	0.00	0.00	0.00	3,000,000.00	0.00	0.00	0.00
LOCALLY-FUNDED AND FOREIGN-ASSISTED PROGRAM	3105000000000000	3,000,000.00	0.00	3,000,000.00	0.00	0.00	0.00	0.00	0.00	0.00	0.00	0.00	0.00	0.00	0.00	0.00	0.00	0.00	0.00	3,000,000.00	0.00	0.00	0.00
Mainstreaming Climate Resilient Agriculture (CRA) in Regional Programs and Projects	310500200020000	3,000,000.00	0.00	3,000,000.00	0.00	0.00	0.00	0.00	0.00	0.00	0.00	0.00	0.00	0.00	0.00	0.00	0.00	0.00	0.00	3,000,000.00	0.00	0.00	0.00
MOOE		300,000.00		300,000.00																300,000.00			
CO		2,700,000.00		2,700,000.00																2,700,000.00			
<b>Sub-Total, Operations</b>		3,000,000.00	0.00	3,000,000.00	0.00	0.00	0.00	0.00	0.00	0.00	0.00	0.00	0.00	0.00	0.00	0.00	0.00	0.00	0.00	3,000,000.00	0.00	0.00	0.00
MOOE		300,000.00	0.00	300,000.00	0.00	0.00	0.00	0.00	0.00	0.00	0.00	0.00	0.00	0.00	0.00	0.00	0.00	0.00	0.00	300,000.00	0.00	0.00	0.00
CO		2,700,000.00	0.00	2,700,000.00	0.00	0.00	0.00	0.00	0.00	0.00	0.00	0.00	0.00	0.00	0.00	0.00	0.00	0.00	0.00	2,700,000.00	0.00	0.00	0.00
<b>Sub-Total, I. Agency Specific Budget</b>		3,525,000.00	0.00	3,525,000.00	0.00	0.00	0.00	0.00	0.00	0.00	0.00	0.00	0.00	0.00	0.00	0.00	0.00	0.00	0.00	3,525,000.00	0.00	0.00	0.00
PS		525,000.00	0.00	525,000.00	0.00	0.00	0.00	0.00	0.00	0.00	0.00	0.00	0.00	0.00	0.00	0.00	0.00	0.00	0.00	525,000.00	0.00	0.00	0.00
MOOE		300,000.00	0.00	300,000.00	0.00	0.00	0.00	0.00	0.00	0.00	0.00	0.00	0.00	0.00	0.00	0.00	0.00	0.00	0.00	300,000.00	0.00	0.00	0.00
CO		2,700,000.00	0.00	2,700,000.00	0.00	0.00	0.00	0.00	0.00	0.00	0.00	0.00	0.00	0.00	0.00	0.00	0.00	0.00	0.00	2,700,000.00	0.00	0.00	0.00
<b>III. Special Purpose Fund</b>		0.00	207,000,000.00	207,000,000.00	0.00	200,000,000.00	0.00	7,000,000.00	207,000,000.00	7,000,000.00	0.00	0.00	0.00	7,000,000.00	6,995,000.00	0.00	0.00	0.00	6,995,000.00	0.00	200,000,000.00	0.00	5,000.00
National Disaster Risk Reduction and Management Fund (Calamity Fund)	1102401	0.00	200,000,000.00	200,000,000.00	0.00	200,000,000.00	0.00	0.00	200,000,000.00	200,000,000.00	0.00	0.00	0.00	0.00	0.00	0.00	0.00	0.00	0.00	0.00	200,000,000.00	0.00	0.00
MOOE			100,000,000.00	100,000,000.00		100,000,000.00			100,000,000.00	100,000,000.00										0.00	100,000,000.00		0.00
CO			100,000,000.00	100,000,000.00		100,000,000.00			100,000,000.00	100,000,000.00										0.00	100,000,000.00		0.00
Contingent Fund	1102402	0.00	7,000,000.00	7,000,000.00	0.00	0.00	0.00	7,000,000.00	7,000,000.00	7,000,000.00	0.00	0.00	0.00	7,000,000.00	6,995,000.00	0.00	0.00	0.00	6,995,000.00	0.00	0.00	0.00	5,000.00
MOOE			7,000,000.00	7,000,000.00		0.00	0.00	7,000,000.00	7,000,000.00	7,000,000.00				7,000,000.00	6,995,000.00				6,995,000.00	0.00	0.00	0.00	5,000.00
<b>Sub-Total III. Special Purpose Fund</b>		0.00	207,000,000.00	207,000,000.00	0.00	200,000,000.00	0.00	7,000,000.00	207,000,000.00	7,000,000.00	0.00	0.00	0.00	7,000,000.00	6,995,000.00	0.00	0.00	0.00	6,995,000.00	0.00	200,000,000.00	0.00	5,000.00
MOOE		0.00	107,000,000.00	107,000,000.00	0.00	100,000,000.00	0.00	7,000,000.00	107,000,000.00	7,000,000.00	0.00	0.00	0.00	7,000,000.00	6,995,000.00	0.00	0.00	0.00	6,995,000.00	0.00	100,000,000.00	0.00	5,000.00
CO		0.00	100,000,000.00	100,000,000.00	0.00	100,000,000.00	0.00	0.00	100,000,000.00	100,000,000.00	0.00	0.00	0.00	0.00	0.00	0.00	0.00	0.00	0.00	0.00	100,000,000.00	0.00	5,000.00
<b>GRAND TOTAL</b>		3,525,000.00	207,000,000.00	210,525,000.00	0.00	200,000,000.00	0.00	7,000,000.00	207,000,000.00	7,000,000.00	0.00	0.00	0.00	7,000,000.00	6,995,000.00	0.00	0.00	0.00	6,995,000.00	3,525,000.00	200,000,000.00	0.00	5,000.00
PS		525,000.00	0.00	525,000.00	0.00	0.00	0.00	0.00	525,000.00	525,000.00	0.00	0.00	0.00	0.00	0.00	0.00	0.00	0.00	0.00	525,000.00	0.00	0.00	0.00
MOOE		300,000.00	107,000,000.00	107,300,000.00	0.00	100,000,000.00	0.00	7,000,000.00	107,000,000.00	7,000,000.00	0.00	0.00	0.00	7,000,000.00	6,995,000.00	0.00	0.00	0.00	6,995,000.00	300,000.00	100,000,000.00	0.00	5,000.00
CO		2,700,000.00	100,000,000.00	102,700,000.00	0.00	100,000,000.00	0.00	0.00	100,000,000.00	100,000,000.00	0.00	0.00	0.00	0.00	0.00	0.00	0.00	0.00	0.00	2,700,000.00	100,000,000.00	0.00	5,000.00
Recapitulation by OO:																							
<b>I. Agency Specific Budget</b>		3,000,000.00	0.00	3,000,000.00	0.00	0.00	0.00	0.00	0.00	0.00	0.00	0.00	0.00	0.00	0.00	0.00	0.00	0.00	0.00	3,000,000.00	0.00	0.00	0.00
TECHNICAL AND SUPPORT SERVICES PROGRAM		0.00	0.00	0.00	0.00	0.00	0.00	0.00	0.00	0.00	0.00	0.00	0.00	0.00	0.00	0.00	0.00	0.00	0.00	0.00	0.00	0.00	0.00
AGRICULTURAL MACHINERY, EQUIPMENT, FACILITIES AND INFRASTRUCTURES PROGRAM		0.00	0.00	0.00	0.00	0.00	0.00	0.00	0.00	0.00	0.00	0.00	0.00	0.00	0.00	0.00	0.00	0.00	0.00	0.00	0.00	0.00	0.00
AGRICULTURE AND FISHERY POLICY PROGRAM		0.00	0.00	0.00	0.00	0.00	0.00	0.00	0.00	0.00	0.00	0.00	0.00	0.00	0.00	0.00	0.00	0.00	0.00	0.00	0.00	0.00	0.00
AGRICULTURE AND FISHERY REGULATORY SUPPORT PROGRAM		0.00	0.00	0.00	0.00	0.00	0.00	0.00	0.00	0.00	0.00	0.00	0.00	0.00	0.00	0.00	0.00	0.00	0.00	0.00	0.00	0.00	0.00
LOCALLY-FUNDED AND FOREIGN-ASSISTED PROGRAM		3,000,000.00	0.00	3,000,000.00	0.00	0.00	0.00	0.00	0.00	0.00	0.00	0.00	0.00	0.00	0.00	0.00	0.00	0.00	0.00	3,000,000.00	0.00	0.00	0.00

Certified Correct:  
  
GILDA R. RODRIGUEZ  
Chief, Budget Section  
Date: \_\_\_\_\_

Recommending Approval:  
  
JOEL G. MACANOCIDO  
Chief, Accounting Section/  
OIC - Finance and Administrative Division  
Date: \_\_\_\_\_

Approved by:  
  
LUCRECIO R. ALMAR, JR., CESO III  
Regional Executive Director  
Date: \_\_\_\_\_