


MONTHLY REPORT OF DISBURSEMENTS
For the month of January 2020


Department : DEPARTMENT OF AGRICULTURE
 Agency/Entity : OSEC
 Operating Unit : RFO 1
 Organization Code : 05-001-03-00001
 Fund Cluster : 01 - Regular Agency Fund

Particulars	Current Year Budget						Prior Year's Accounts Payable											Trust Liabilities				Grand Total					Remarks	
	PS	MOOE	PhEx	CO	TOTAL	Prior Year's Accounts Payable					Current Year's Accounts Payable						PS	MOOE	CO	TOTAL	PS	MOOE	PhEx	CO	TOTAL			
						PS	MOOE	PhEx	CO	Sub-Total	PS	MOOE	PhEx	CO	Sub-Total	TOTAL										SUB-TOTAL		PS
1	2	3	4	5	6	7	8	9	10	11	12	13	14	15	16	17	18	19	20	21	22	23	24	25	26	27	28	
CASH DISBURSEMENTS																												
Notice of Cash Allocation (NCA)	7,731,873.03	1,151,724.85	-	-	8,883,597.88	108,225.82	2,682,894.22	-	-	2,791,120.04	-	-	-	-	-	2,791,120.04	11,674,717.92	-	-	-	-	-	-	-	-	-	-	-
MDS Check Issued	2,852,090.15	1,107,339.85	-	-	3,959,430.00	-	449,576.66	-	-	449,576.66	-	-	-	-	-	449,576.66	4,409,006.66	-	-	-	-	-	-	-	-	-	-	-
Advice to Debit Account	4,879,782.88	44,385.00	-	-	4,924,167.88	108,225.82	2,233,317.56	-	-	2,341,543.38	-	-	-	-	-	2,341,543.38	7,265,711.26	-	-	-	-	-	-	-	-	-	-	-
Notice of Transfer Allocations (NTA)	-	-	-	-	-	-	-	-	-	-	-	-	-	-	-	-	-	-	-	-	-	-	-	-	-	-	-	
MDS Check Issued	-	-	-	-	-	-	-	-	-	-	-	-	-	-	-	-	-	-	-	-	-	-	-	-	-	-	-	
Advice to Debit Account	-	-	-	-	-	-	-	-	-	-	-	-	-	-	-	-	-	-	-	-	-	-	-	-	-	-	-	
Working Fund For PDPs	-	-	-	-	-	-	-	-	-	-	-	-	-	-	-	-	-	-	-	-	-	-	-	-	-	-	-	
Cash Disbursement Culling (CDC)	-	-	-	-	-	-	-	-	-	-	-	-	-	-	-	-	-	-	-	-	-	-	-	-	-	-	-	
TOTAL CASH DISBURSEMENTS	7,731,873.03	1,151,724.85			8,883,597.88	108,225.82	2,682,894.22			2,791,120.04						2,791,120.04	11,674,717.92											
NON-CASH DISBURSEMENTS																												
Tax Remittance Advances Issued (TRA)	-	-	-	-	-	-	-	-	-	-	-	-	-	-	-	-	-	-	-	-	-	-	-	-	-	-	-	
Non-Cash Availment Authority (NCAA)	-	-	-	-	-	-	-	-	-	-	-	-	-	-	-	-	-	-	-	-	-	-	-	-	-	-	-	
Disbursements effected through outright deductions from claims	-	-	-	-	-	-	-	-	-	-	-	-	-	-	-	-	-	-	-	-	-	-	-	-	-	-	-	
Overpayment of expenses	-	-	-	-	-	-	-	-	-	-	-	-	-	-	-	-	-	-	-	-	-	-	-	-	-	-	-	
Restitution for loss of government property	-	-	-	-	-	-	-	-	-	-	-	-	-	-	-	-	-	-	-	-	-	-	-	-	-	-	-	
Liquidated Damages and similar claims	-	-	-	-	-	-	-	-	-	-	-	-	-	-	-	-	-	-	-	-	-	-	-	-	-	-	-	
Others (TIF, BTI Documentary Stamp Tax, etc.)	-	-	-	-	-	-	-	-	-	-	-	-	-	-	-	-	-	-	-	-	-	-	-	-	-	-	-	
TOTAL NON-CASH DISBURSEMENTS																												
GRAND TOTAL	7,731,873.03	1,151,724.85			8,883,597.88	108,225.82	2,682,894.22			2,791,120.04						2,791,120.04	11,674,717.92											

SUMMARY:	Previous Report		This month		As at Date		Previous Report		This month		As at Date	
Total Disbursement Authorities Received		11,690,000.00		11,690,000.00		11,690,000.00				11,690,000.00		11,690,000.00
NCA				11,690,000.00		11,690,000.00						11,674,717.92
NTA												
Working Fund												
TRA												
CDC												
NCAA												
Less: Notice of Transfer of Allocations (NTA) issued				11,690,000.00		11,690,000.00						
Total Disbursement Authorities Available												
Less:												
Lapsed NCA												
Disbursements				11,674,717.92		11,674,717.92						
Less: Other Non-Cash Disbursements												
Disbursements effected through outright deductions from claims												
Overpayment of expenses												
Restitution for loss of government property												
Liquidated Damages and similar claims												
Others (e.g., TIF, BTI Docs Stamp, etc.)												
Add Less: Adjustments (e.g., cancelled/voided checks)												
Balance of Disbursement Authorities as at date						15,282.08				15,282.08		15,282.08

Certified Correct:


 JPK MACONOCIDO
 Chief Accountant
 OIC, Administrative and Finance Division

Approved By: 
 LUCRECIO BALVIAR JR., CESO III
 Regional Executive Director

MONTHLY REPORT OF DISBURSEMENTS
For the month of February 2020

Department : DEPARTMENT OF AGRICULTURE
Agency/Entity : OSEC
Operating Unit : RFO 1
Organization Code : 05-001-03-00001
Fund Cluster : 01 - Regular Agency Fund


Particulars	Current Year Budget					Prior Year's Accounts Payable											Trust Initiatives				Grand Total					Remarks			
	PS	MOOE	PnEx	CO	TOTAL	Prior Year's Accounts Payable					Current Year's Accounts Payable						SUB-TOTAL	PS	MOOE	CO	TOTAL	PS	MOOE	PnEx	CO		TOTAL		
						PS	MOOE	PnEx	CO	Sub-Total	PS	MOOE	PnEx	CO	Sub-Total	TOTAL													
1	2	3	4	5	6	7	8	9	10	11	12	13	14	15	16	17	18	19	20	21	22	23	24	25	26	27	28		
CASH DISBURSEMENTS																													
Notice of Cash Allocation (NCA)	9,911,603.65	4,408,031.40	-	-	14,319,635.05	58,4216.49	3,772,392.21	-	4,259,596.17	8,616,204.87	-	445,000.00	-	-	445,000.00	9,061,204.87	23,380,839.92	-	-	-	-	-	-	-	10,495,820.14	8,625,423.61	-	4,259,596.17	23,380,839.92
MDS Check Issued	3,213,736.20	2,807,467.70	-	-	6,021,203.90	-	-	-	244,966.89	-	-	445,000.00	-	-	445,000.00	-	6,711,170.79	-	-	-	-	-	-	-	3,213,736.20	3,497,434.59	-	-	6,711,170.79
Advice to Debit Account	6,697,867.45	1,600,563.70	-	-	8,298,431.15	58,4216.49	3,527,425.32	-	4,259,596.17	8,371,237.98	-	-	-	-	-	8,371,237.98	16,669,669.13	-	-	-	-	-	-	-	7,282,083.94	5,127,989.02	-	4,259,596.17	16,669,669.13
Notice of Transfer Allocations (NTA)	-	-	-	-	-	-	-	-	-	-	-	-	-	-	-	-	-	-	-	-	-	-	-	-	-	-	-	-	
MDS Check Issued	-	-	-	-	-	-	-	-	-	-	-	-	-	-	-	-	-	-	-	-	-	-	-	-	-	-	-	-	
Advice to Debit Account	-	-	-	-	-	-	-	-	-	-	-	-	-	-	-	-	-	-	-	-	-	-	-	-	-	-	-	-	
Working Fund For FAPs	-	-	-	-	-	-	-	-	-	-	-	-	-	-	-	-	-	-	-	-	-	-	-	-	-	-	-	-	
Cash Disbursement Ceiling (CDC)	-	-	-	-	-	-	-	-	-	-	-	-	-	-	-	-	-	-	-	-	-	-	-	-	-	-	-	-	
TOTAL CASH DISBURSEMENTS	9,911,603.65	4,408,031.40			14,319,635.05	58,4216.49	3,772,392.21		4,259,596.17	8,616,204.87		445,000.00			445,000.00	9,061,204.87	23,380,839.92								10,495,820.14	8,625,423.61		4,259,596.17	23,380,839.92
NON-CASH DISBURSEMENTS																													
Tax Remittance Advice Issued (TRA)	671,216.86	19,724.09	-	-	690,940.95	-	74,937.89	-	74,937.89	-	-	-	-	-	-	74,937.89	765,878.84	-	-	-	-	-	-	-	671,216.86	94,661.98	-	-	765,878.84
Non-Cash Availment Authority (NCAA)	-	-	-	-	-	-	-	-	-	-	-	-	-	-	-	-	-	-	-	-	-	-	-	-	-	-	-	-	
Disbursements effected through outright deductions from claims	-	-	-	-	-	-	-	-	-	-	-	-	-	-	-	-	-	-	-	-	-	-	-	-	-	-	-	-	
Overpayment of expenses	-	-	-	-	-	-	-	-	-	-	-	-	-	-	-	-	-	-	-	-	-	-	-	-	-	-	-	-	
Restoration for loss of government property	-	-	-	-	-	-	-	-	-	-	-	-	-	-	-	-	-	-	-	-	-	-	-	-	-	-	-	-	
Liquidated damages and similar claims	-	-	-	-	-	-	-	-	-	-	-	-	-	-	-	-	-	-	-	-	-	-	-	-	-	-	-	-	
Others (e.g., TEF, BTY Docs Stamp, etc.)	-	-	-	-	-	-	-	-	-	-	-	-	-	-	-	-	-	-	-	-	-	-	-	-	-	-	-	-	
TOTAL NON-CASH DISBURSEMENTS	671,216.86	19,724.09			690,940.95		74,937.89		74,937.89							74,937.89	765,878.84								671,216.86	94,661.98			765,878.84
GRAND TOTAL	10,582,820.51	4,427,755.49			15,010,576.00	58,4216.49	3,847,330.10		4,259,596.17	8,691,142.76		445,000.00			445,000.00	9,136,142.76	24,146,718.76								11,167,037.00	8,720,085.59		4,259,596.17	24,146,718.76

SUMMARY:	Previous Report		This month		As at Date		Previous Report		This month		As at Date	
Total Disbursement Authorities Received	11,690,000.00		31,132,878.84		42,822,878.84		Total Disbursements Program	11,690,000.00	31,132,878.84	42,822,878.84		
NCA	11,690,000.00		30,367,000.00		42,057,000.00		Less: Actual Disbursements	11,674,717.92	24,146,718.76	35,821,436.68		
NTA	-		-		-		(Over)/Under spending	15,282.08	6,986,160.08	7,001,442.16		
Working Fund	-		765,878.84		765,878.84							
TRA	-		-		-							
CDC	-		-		-							
NCAA	-		-		-							
Less: Notice of Transfer of Allocations (NTA) issued		11,690,000.00		31,132,878.84		42,822,878.84						
Total Disbursement Authorities Available												
Less:												
Liquid NCA												
Disbursements		11,674,717.92		24,146,718.76		35,821,436.68						
Less: Other Non-Cash Disbursements												
Disbursements effected through outright deductions from claims												
Overpayment of expenses												
Restoration for loss of government property												
Liquidated damages and similar claims												
Others (e.g., TEF, BTY Docs Stamp, etc.)												
Add Less: Adjustments (e.g., cancelled/voided checks)												
Balance of Disbursement Authorities as at date		15,282.08		6,986,160.08		7,001,442.16						

Certified Correct:


JOEL G. MACONOCIDO
Chief Accountant/
OIC, Administrative and Finance Division

Approved By:

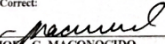

LUCRECIO R. ADVIAR JR., CESO III
Regional Executive Director


MONTHLY REPORT OF DISBURSEMENTS
For the month of March 2020

Department : DEPARTMENT OF AGRICULTURE
 Agency/Entity : OSEC
 Operating Unit : RFO I
 Organization Code : 05-001-03-00001
 Fund Charter : 01 - Regular Agency Fund

Particulars	Current Year Budget						Prior Year's Accounts Payable										Trust Liabilities				Grand Total					Remarks		
	PS	MOOE	FluEs	CO	TOTAL	Prior Year's Accounts Payable					Current Year's Accounts Payable					PS	MOOE	CO	TOTAL	PS	MOOE	FluEs	CO	TOTAL				
						PS	MOOE	FluEs	CO	Sub-Total	PS	MOOE	FluEs	CO	Sub-Total										TOTAL		SUB-TOTAL	
1	2	3	4	5	6	7	8	9	10	11	12	13	14	15	16	17	18	19	20	21	22	23	24	25	26	27	28	
CASH DISBURSEMENTS																												
Notice of Cash Allocation (NCA)	5,674,440.35	22,739,187.52		700,000.00	29,113,627.87	68,885.15	14,448,279.44		26,742,554.70	41,279,719.29		6,550,000.00			6,550,000.00	47,819,719.29	76,943,347.16						5,743,325.50	43,737,466.96		27,462,554.70	76,943,347.16	
MDS Check Issued	167,899.50	542,153.32			710,052.82	63,985.15	233,466.70		64,509.20	367,261.05		6,550,000.00			6,550,000.00	6,917,261.05	7,627,314.27						236,785.05	7,323,620.02		64,909.20	7,627,314.27	
Advice to Debit Account	5,506,540.85	22,197,034.20		700,000.00	28,403,575.05		14,214,812.74		20,097,645.50	40,912,458.24						40,912,458.24	69,316,032.89						5,506,540.85	36,611,986.94		27,397,545.50	69,316,032.89	
Notice of Transfer Allocation (NTA)																												
MDS Check Issued																												
Advice to Debit Account																												
Working Fund For FA's																												
Cash Disbursement Ceiling (CDC)																												
TOTAL CASH DISBURSEMENTS	5,674,440.35	22,739,187.52		700,000.00	29,113,627.87	68,885.15	14,448,279.44		26,742,554.70	41,279,719.29		6,550,000.00			6,550,000.00	47,819,719.29	76,943,347.16						5,743,325.50	43,737,466.96		27,462,554.70	76,943,347.16	
NON-CASH DISBURSEMENTS																												
Tax Remittance Advances Issued (TRA)	710,453.85	40,903.35			751,357.20		96,081.97		320,977.93	417,059.90						417,059.90	1,168,417.10						710,453.85	136,985.32		320,977.93	1,168,417.10	
Non-Cash Availment Authority (NCAA)																												
Disbursements effected through outright deductions from claims																												
Overpayment of expenses																												
Restoration for loss of government property																												
Liquidated damages and similar claims																												
Others (e.g., TIF, BTY Documentary Stamp Tax, etc.)																												
TOTAL NON-CASH DISBURSEMENTS	710,453.85	40,903.35			751,357.20		96,081.97		320,977.93	417,059.90						417,059.90	1,168,417.10						710,453.85	136,985.32		320,977.93	1,168,417.10	
GRAND TOTAL	6,384,894.20	23,180,090.87		700,000.00	29,864,985.07	68,885.15	14,544,361.41		27,063,532.63	41,696,779.19		6,550,000.00			6,550,000.00	48,246,779.19	78,111,764.26						6,453,779.35	43,874,452.28		27,783,532.63	78,111,764.26	

SUMMARY:	Previous Report		This month		As at Date		Previous Report		This month		As at Date	
Total Disbursement Authorities Received	43,822,878.84	71,110,322.10	43,822,878.84	71,110,322.10	113,933,200.94	113,933,200.94	43,822,878.84	71,110,322.10	43,822,878.84	71,110,322.10	113,933,200.94	113,933,200.94
NCA	42,657,000.00		42,657,000.00		111,998,905.00	111,998,905.00						
NTA												
Working Fund												
TRA	765,878.84	1,168,417.10	765,878.84	1,168,417.10	1,934,295.94	1,934,295.94						
CDC												
NCAA												
Less: Notice of Transfer of Allocations (NTA) Issued												
Total Disbursement Authorities Available	43,822,878.84	71,110,322.10	43,822,878.84	71,110,322.10	113,933,200.94	113,933,200.94	43,822,878.84	71,110,322.10	43,822,878.84	71,110,322.10	113,933,200.94	113,933,200.94
Less:												
Legend NCA Disbursements	35,821,436.68	78,111,764.26	35,821,436.68	78,111,764.26	113,933,200.94	113,933,200.94						
Less: Other Non-Cash Disbursements												
Disbursements effected through outright deductions from claims												
Overpayment of expenses												
Restoration for loss of government property												
Liquidated damages and similar claims												
Others (e.g., TIF, BTY Docs Stamp, etc.)												
After Less: Adjustments (e.g., non-cash/initial checks)												
Balance of Disbursement Authorities as at date	7,001,442.16	7,001,442.16	7,001,442.16	7,001,442.16	7,001,442.16	7,001,442.16	7,001,442.16	7,001,442.16	7,001,442.16	7,001,442.16	7,001,442.16	7,001,442.16

Certified Correct:

J. G. MACANOCIDO
 Chief Accountant/
 OIC, Administrative and Finance Division

Approved By:

LUCRECIO B. ALVIAR JR., CFSO III
 Regional Executive Director