

STATEMENT OF APPROPRIATIONS, ALLOTMENTS, OBLIGATIONS, DISBURSEMENTS AND BALANCES
As of the Quarter Ending December 31, 2019

Department: Department of Agriculture (DA)
Agency: Office of the Secretary
Operating Unit: REGION I
Organization Code (UACS): 050010000000
Fund Cluster: 01 - Regular Agency Fund

Authorization: 01 - Current Year Appropriations
Report Status: ALL

Table with columns: Particulars, UACS CODE, Appropriation (Authorized, Adjustments, Adjusted), Allotments (Received, Adjustments, Transfer To/From, Adjusted Total), Current Year Obligations (1st, 2nd, 3rd Quarter, Total), Current Year Disbursements (1st, 2nd, 3rd Quarter, Total), and Balances (Unreleased, Unobligated, Unpaid Obligations). Rows include categories like I. Agency Specific Budget, General Administration and Support, Support to Operations, and R&D on the National Corn Program.

STATEMENT OF APPROPRIATIONS, ALLOTMENTS, OBLIGATIONS, DISBURSEMENTS AND BALANCES
 As of the Quarter Ending December 31, 2019

Department: Department of Agriculture (DA)
 Agency: Office of the Secretary
 Operating Unit: REGION I
 Organization Code (UACS): 050010000000
 Fund Cluster: 01 - Regular Agency Fund

Authorization: 01 - Current Year Appropriations
 Report Status: ALL

| Particulars | UACS CODE | Appropriation | | | Allotments | | | | | Current Year Obligations | | | | Current Year Disbursements | | | | Balances | | | |
|--|----------------|--------------------------|---|-------------------------|---------------------|---------------------------------------|-------------|---------------|---------------------------|----------------------------|----------------------------|-----------------------------|------------------|----------------------------|----------------------------|-----------------------------|------------------|---------------------------|-----------------------|--------------------------------------|----------------|
| | | Authorized Appropriation | Adjustments (Transfer (To)/From, Realignment) | Adjusted Appropriations | Allotments Received | Adjustments (Withdrawal, Realignment) | Transfer To | Transfer From | Adjusted Total Allotments | 1st Quarter Ending Mar. 31 | 2nd Quarter Ending June 30 | 3rd Quarter Ending Sept. 30 | Total | 1st Quarter Ending Mar. 31 | 2nd Quarter Ending June 30 | 3rd Quarter Ending Sept. 30 | Total | Unreleased Appropriations | Unobligated Allotment | Unpaid Obligations (15-20) = (23+24) | |
| 1 | 2 | 3 | 4 | 5=(3+4) | 6 | 7 | 8 | 9 | 10=[(6+(-7))-8+9] | 11 | 12 | 13 | 15=(11+12+13+14) | 16 | 17 | 18 | 20=(16+17+18+19) | 21=(5-10) | 22=(10-15) | 23 | 24 |
| AGRICULTURAL MACHINERY, EQUIPMENT, FACILITIES AND INFRASTRUCTURES PROGRAM | 31020000000000 | 1,314,572,000.00 | (803,500,000.00) | 511,072,000.00 | 511,072,000.00 | 0.00 | 0.00 | 0.00 | 511,072,000.00 | 151,621,091.31 | 265,838,735.84 | 92,036,172.85 | 511,072,000.00 | 139,212,638.02 | 5,345,255.03 | 191,249,319.70 | 370,223,720.71 | 0.00 | 0.00 | 12,000.00 | 140,836,279.29 |
| AGRICULTURAL MACHINERY, EQUIPMENT, AND FACILITIES SUPPORT SERVICES SUB-PROGRAM | 31020100000000 | 121,090,000.00 | 0.00 | 121,090,000.00 | 121,090,000.00 | 0.00 | 0.00 | 0.00 | 121,090,000.00 | 44,810,772.00 | 63,557,357.05 | 11,145,870.95 | 121,090,000.00 | 41,980,591.41 | (2,531,063.24) | 63,415,662.79 | 117,760,763.32 | 0.00 | 0.00 | 0.00 | 3,329,236.68 |
| Provision of Agricultural Equipment and Facilities (PAEF) on the National Rice Program | 31020110000100 | 66,826,000.00 | 0.00 | 66,826,000.00 | 66,826,000.00 | 0.00 | 0.00 | 0.00 | 66,826,000.00 | 25,131,980.00 | 35,676,309.05 | 4,441,710.95 | 66,826,000.00 | 23,534,304.12 | 1,346,356.08 | 30,742,800.72 | 65,349,178.49 | 0.00 | 0.00 | 0.00 | 1,476,821.51 |
| CO | | 66,826,000.00 | | 66,826,000.00 | 66,826,000.00 | | | | 66,826,000.00 | 25,131,980.00 | 35,676,309.05 | 4,441,710.95 | 66,826,000.00 | 23,534,304.12 | 1,346,356.08 | 30,742,800.72 | 65,349,178.49 | 0.00 | 0.00 | | 1,476,821.51 |
| PAEF on the National Corn Program | 31020110000300 | 29,370,000.00 | 0.00 | 29,370,000.00 | 29,370,000.00 | 0.00 | 0.00 | 0.00 | 29,370,000.00 | 3,572,656.00 | 21,668,494.00 | 4,128,850.00 | 29,370,000.00 | 3,358,383.50 | 191,406.76 | 24,808,991.84 | 29,220,130.00 | 0.00 | 0.00 | 0.00 | 149,870.00 |
| CO | | 29,370,000.00 | | 29,370,000.00 | 29,370,000.00 | | | | 29,370,000.00 | 3,572,656.00 | 21,668,494.00 | 4,128,850.00 | 29,370,000.00 | 3,358,383.50 | 191,406.76 | 24,808,991.84 | 29,220,130.00 | 0.00 | 0.00 | | 149,870.00 |
| PAEF on the National High-Value Crops Development | 31020110000400 | 21,950,000.00 | 0.00 | 21,950,000.00 | 21,950,000.00 | 0.00 | 0.00 | 0.00 | 21,950,000.00 | 15,188,540.00 | 4,802,672.00 | 1,958,788.00 | 21,950,000.00 | 14,228,640.68 | (4,117,983.01) | 6,646,025.00 | 20,271,907.00 | 0.00 | 0.00 | 0.00 | 1,678,093.00 |
| MOOE | | 10,655,000.00 | | 10,655,000.00 | 10,655,000.00 | | | | 10,655,000.00 | 3,973,540.00 | 4,742,672.00 | 1,938,788.00 | 10,655,000.00 | 3,726,594.25 | 496,713.42 | 2,676,068.57 | 9,086,557.00 | 0.00 | 0.00 | | 1,568,443.00 |
| CO | | 11,295,000.00 | | 11,295,000.00 | 11,295,000.00 | | | | 11,295,000.00 | 11,215,000.00 | 60,000.00 | 20,000.00 | 11,295,000.00 | 10,502,046.43 | (4,614,696.43) | 3,969,956.43 | 11,185,350.00 | 0.00 | 0.00 | | 109,650.00 |
| PAEF on the Promotion and Development of Organic Agriculture Program | 31020110000500 | 2,944,000.00 | 0.00 | 2,944,000.00 | 2,944,000.00 | 0.00 | 0.00 | 0.00 | 2,944,000.00 | 917,596.00 | 1,409,882.00 | 616,522.00 | 2,944,000.00 | 859,263.11 | 49,156.93 | 1,217,845.23 | 2,919,547.83 | 0.00 | 0.00 | 0.00 | 24,452.17 |
| MOOE | | 44,000.00 | | 44,000.00 | 44,000.00 | | | | 44,000.00 | | 21,978.00 | 22,022.00 | 44,000.00 | | | 42,602.83 | 42,602.83 | 0.00 | 0.00 | | 1,397.17 |
| CO | | 2,900,000.00 | | 2,900,000.00 | 2,900,000.00 | | | | 2,900,000.00 | 917,596.00 | 1,387,904.00 | 594,500.00 | 2,900,000.00 | 859,263.11 | 49,156.93 | 1,175,242.40 | 2,876,945.00 | 0.00 | 0.00 | | 23,055.00 |
| IRRIGATION NETWORK SERVICES (INS) SUB-PROGRAM | 31020200000000 | 384,965,000.00 | 0.00 | 384,965,000.00 | 384,965,000.00 | 0.00 | 0.00 | 0.00 | 384,965,000.00 | 105,966,461.17 | 198,353,528.93 | 80,645,009.90 | 384,965,000.00 | 96,538,700.09 | 6,990,698.56 | 126,403,003.15 | 248,218,440.01 | 0.00 | 0.00 | 0.00 | 136,746,559.99 |
| INS on the National Rice Program | 31020210000100 | 361,750,000.00 | 0.00 | 361,750,000.00 | 361,750,000.00 | 0.00 | 0.00 | 0.00 | 361,750,000.00 | 93,626,461.17 | 189,194,028.93 | 78,929,509.90 | 361,750,000.00 | 84,983,171.51 | (263,772.86) | 124,763,003.15 | 227,768,440.01 | 0.00 | 0.00 | 0.00 | 133,981,559.99 |
| CO | | 361,750,000.00 | | 361,750,000.00 | 361,750,000.00 | | | | 361,750,000.00 | 93,626,461.17 | 189,194,028.93 | 78,929,509.90 | 361,750,000.00 | 84,983,171.51 | (263,772.86) | 124,763,003.15 | 227,768,440.01 | 0.00 | 0.00 | | 133,981,559.99 |
| INS on the National Corn Program | 31020210000200 | 10,000,000.00 | 0.00 | 10,000,000.00 | 10,000,000.00 | 0.00 | 0.00 | 0.00 | 10,000,000.00 | 10,000,000.00 | 0.00 | 0.00 | 10,000,000.00 | 9,364,285.72 | 535,714.28 | 0.00 | 9,900,000.00 | 0.00 | 0.00 | 0.00 | 100,000.00 |
| CO | | 10,000,000.00 | | 10,000,000.00 | 10,000,000.00 | | | | 10,000,000.00 | 10,000,000.00 | 0.00 | 0.00 | 10,000,000.00 | 9,364,285.72 | 535,714.28 | 0.00 | 9,900,000.00 | 0.00 | 0.00 | | 100,000.00 |
| INS on the National High-Value Crops Development | 31020210000300 | 11,215,000.00 | 0.00 | 11,215,000.00 | 11,215,000.00 | 0.00 | 0.00 | 0.00 | 11,215,000.00 | 2,100,000.00 | 7,399,500.00 | 1,715,500.00 | 11,215,000.00 | 1,966,500.00 | 4,963,500.00 | 1,640,000.00 | 8,570,000.00 | 0.00 | 0.00 | 0.00 | 2,645,000.00 |
| MOOE | | 2,575,000.00 | | 2,575,000.00 | 2,575,000.00 | | | | 2,575,000.00 | | 2,499,500.00 | 75,500.00 | 2,575,000.00 | | | 0.00 | 0.00 | 0.00 | 0.00 | | 2,575,000.00 |
| CO | | 8,640,000.00 | | 8,640,000.00 | 8,640,000.00 | | | | 8,640,000.00 | 2,100,000.00 | 4,900,000.00 | 1,640,000.00 | 8,640,000.00 | 1,966,500.00 | 4,963,500.00 | 1,640,000.00 | 8,570,000.00 | 0.00 | 0.00 | | 70,000.00 |
| INS on the Promotion and Development of Organic | 31020210000500 | 2,000,000.00 | 0.00 | 2,000,000.00 | 2,000,000.00 | 0.00 | 0.00 | 0.00 | 2,000,000.00 | 240,000.00 | 1,760,000.00 | 0.00 | 2,000,000.00 | 224,742.86 | 1,755,257.14 | 0.00 | 1,980,000.00 | 0.00 | 0.00 | 0.00 | 20,000.00 |
| CO | | 2,000,000.00 | | 2,000,000.00 | 2,000,000.00 | | | | 2,000,000.00 | 240,000.00 | 1,760,000.00 | 0.00 | 2,000,000.00 | 224,742.86 | 1,755,257.14 | 0.00 | 1,980,000.00 | 0.00 | 0.00 | | 20,000.00 |
| FARM-TO-MARKET ROADS (FMR) SUB-PROGRAM | 31020300000000 | 808,517,000.00 | (803,500,000.00) | 5,017,000.00 | 5,017,000.00 | 0.00 | 0.00 | 0.00 | 5,017,000.00 | 843,858.14 | 3,927,849.86 | 245,292.00 | 5,017,000.00 | 693,346.52 | 885,619.71 | 1,430,653.76 | 4,244,517.38 | 0.00 | 0.00 | 12,000.00 | 760,482.62 |
| Farm-to-Market Road (FMR) Network Planning and Monitoring Services | 31020310000100 | 5,017,000.00 | 0.00 | 5,017,000.00 | 5,017,000.00 | 0.00 | 0.00 | 0.00 | 5,017,000.00 | 843,858.14 | 3,927,849.86 | 245,292.00 | 5,017,000.00 | 693,346.52 | 885,619.71 | 1,430,653.76 | 4,244,517.38 | 0.00 | 0.00 | 12,000.00 | 760,482.62 |
| MOOE | | 5,017,000.00 | | 5,017,000.00 | 5,017,000.00 | | | | 5,017,000.00 | 843,858.14 | 3,927,849.86 | 245,292.00 | 5,017,000.00 | 693,346.52 | 885,619.71 | 1,430,653.76 | 4,244,517.38 | 0.00 | 0.00 | | 760,482.62 |
| Locally-Funded Project(s) | 31020320000000 | 803,500,000.00 | (803,500,000.00) | 0.00 | 0.00 | 0.00 | 0.00 | 0.00 | 0.00 | 0.00 | 0.00 | 0.00 | 0.00 | 0.00 | 0.00 | 0.00 | 0.00 | 0.00 | 0.00 | 0.00 | 0.00 |
| CO | | 803,500,000.00 | (803,500,000.00) | 0.00 | 0.00 | 0.00 | 0.00 | 0.00 | 0.00 | 0.00 | 0.00 | 0.00 | 0.00 | 0.00 | 0.00 | 0.00 | 0.00 | 0.00 | 0.00 | 0.00 | 0.00 |
| AGRICULTURE AND FISHERY POLICY PROGRAM | 31030000000000 | 0.00 | 0.00 | 0.00 | 0.00 | 0.00 | 0.00 | 0.00 | 0.00 | 0.00 | 0.00 | 0.00 | 0.00 | 0.00 | 0.00 | 0.00 | 0.00 | 0.00 | 0.00 | 0.00 | 0.00 |
| AGRICULTURE AND FISHERY REGULATORY SUPPORT | 31040000000000 | 4,667,000.00 | (55,445.00) | 4,611,555.00 | 4,667,000.00 | (55,445.00) | 0.00 | 0.00 | 4,611,555.00 | 1,094,332.94 | 2,150,121.73 | 836,110.46 | 4,611,555.00 | 907,072.26 | 1,457,028.92 | 1,169,143.18 | 4,427,991.00 | 0.00 | 0.00 | 21,443.39 | 162,120.61 |
| Quality control and inspection | 31040010000100 | 4,163,000.00 | (51,425.00) | 4,111,575.00 | 4,163,000.00 | (51,425.00) | 0.00 | 0.00 | 4,111,575.00 | 919,041.44 | 1,825,743.28 | 836,110.46 | 4,111,575.00 | 749,742.17 | 1,305,354.76 | 1,030,122.64 | 3,967,687.50 | 0.00 | 0.00 | 21,443.39 | 122,444.11 |
| PS | | 2,749,000.00 | | 2,749,000.00 | 2,749,000.00 | | | | 2,749,000.00 | 573,988.98 | 1,083,321.29 | 579,443.68 | 2,749,000.00 | 559,218.17 | 883,835.30 | 577,618.61 | 2,727,556.61 | 0.00 | 0.00 | 21,443.39 | (0.00) |
| MOOE | | 1,414,000.00 | (51,425.00) | 1,362,575.00 | 1,414,000.00 | (51,425.00) | 0.00 | 0.00 | 1,362,575.00 | 345,052.46 | 742,421.99 | 256,666.78 | 1,362,575.00 | 190,524.00 | 421,519.46 | 452,504.03 | 1,240,130.89 | 0.00 | 0.00 | | 122,444.11 |
| Registration and licensing | 31040010000400 | 504,000.00 | (4,020.00) | 499,980.00 | 504,000.00 | (4,020.00) | 0.00 | 0.00 | 499,980.00 | 175,291.50 | 324,378.45 | 0.00 | 499,980.00 | 157,330.09 | 151,674.16 | 139,020.54 | 460,303.50 | 0.00 | 0.00 | 0.00 | 39,676.50 |
| MOOE | | 504,000.00 | (4,020.00) | 499,980.00 | 504,000.00 | (4,020.00) | | | 499,980.00 | 175,291.50 | 324,378.45 | 0.00 | 499,980.00 | 157,330.09 | 151,674.16 | 139,020.54 | 460,303.50 | 0.00 | 0.00 | | 39,676.50 |
| LOCALLY-FUNDED AND FOREIGN-ASSISTED | 31050000000000 | 3,000,000.00 | 0.00 | 3,000,000.00 | 0.00 | 0.00 | 0.00 | 0.00 | 0.00 | 0.00 | 0.00 | 0.00 | 0.00 | 0.00 | 0.00 | 0.00 | 0.00 | 3,000,000.00 | 0.00 | 0.00 | 0.00 |
| Mainstreaming Climate Resilient Agriculture (GRA) in Regional Programs and Projects | 31050020002000 | 3,000,000.00 | 0.00 | 3,000,000.00 | 0.00 | 0.00 | 0.00 | 0.00 | 0.00 | 0.00 | 0.00 | 0.00 | 0.00 | 0.00 | 0.00 | 0.00 | 0.00 | 3,000,000.00 | 0.00 | 0.00 | 0.00 |
| MOOE | | 300,000.00 | | 300,000.00 | | | | | 300,000.00 | | | | 300,000.00 | | | | 0.00 | 3,000,000.00 | 0.00 | 0.00 | 0.00 |
| CO | | 2,700,000.00 | | 2,700,000.00 | | | | | 2,700,000.00 | | | | | | | | | | | | |

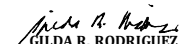
STATEMENT OF APPROPRIATIONS, ALLOTMENTS, OBLIGATIONS, DISBURSEMENTS AND BALANCES
As of the Quarter Ending December 31, 2019

Department: Department of Agriculture (DA)
Agency: Office of the Secretary
Operating Unit: REGION I
Organization Code (UACS): 050010000000
Fund Cluster: 01 - Regular Agency Fund


Authorization: 01 - Current Year Appropriations
Report Status: ALL

| Particulars | UACS CODE | Appropriation | | | Allotments | | | | | Current Year Obligations | | | | Current Year Disbursements | | | | Balances | | | |
|--|-----------|--------------------------|---|-------------------------|-------------------------|---------------------------------------|-------------|-----------------------|---------------------------|----------------------------|----------------------------|-----------------------------|-------------------------|----------------------------|----------------------------|-----------------------------|-------------------------|---------------------------|-----------------------|--------------------------------------|----------------------------|
| | | Authorized Appropriation | Adjustments (Transfer (To)/From, Realignment) | Adjusted Appropriations | Allotments Received | Adjustments (Withdrawal, Realignment) | Transfer To | Transfer From | Adjusted Total Allotments | 1st Quarter Ending Mar. 31 | 2nd Quarter Ending June 30 | 3rd Quarter Ending Sept. 30 | Total | 1st Quarter Ending Mar. 31 | 2nd Quarter Ending June 30 | 3rd Quarter Ending Sept. 30 | Total | Unreleased Appropriations | Unobligated Allotment | Unpaid Obligations (15-20) = (23+24) | |
| | | | | | | | | | | | | | | | | | | | | Due and Demandable | Not Yet Due and Demandable |
| 1 | 2 | 3 | 4 | 5=(3+4) | 6 | 7 | 8 | 9 | 10=[(6+(-)7)-8+9] | 11 | 12 | 13 | 15=(11+12+13+14) | 16 | 17 | 18 | 20=(16+17+18+19) | 21=(5-10) | 22=(10-15) | 23 | 24 |
| III. Special Purpose Fund | | 0.00 | 317,155,960.00 | 317,155,960.00 | 284,608,800.00 | 0.00 | 0.00 | 32,547,160.00 | 317,155,960.00 | 3,293,722.00 | 910,078.00 | 0.00 | 317,155,960.00 | 3,293,721.14 | 910,077.52 | 0.00 | 275,908,025.88 | 0.00 | 0.00 | 1.34 | 41,247,932.78 |
| National Disaster Risk Reduction and Management Fund (Calamity Fund) | 1101401 | 0.00 | 311,321,160.00 | 311,321,160.00 | 280,405,000.00 | 0.00 | 0.00 | 30,916,160.00 | 311,321,160.00 | 0.00 | 0.00 | 0.00 | 311,321,160.00 | 0.00 | 0.00 | 0.00 | 270,073,227.22 | 0.00 | 0.00 | 0.00 | 41,247,932.78 |
| MOOE | | | 196,621,160.00 | 196,621,160.00 | 165,705,000.00 | | | 30,916,160.00 | 196,621,160.00 | | | | 196,621,160.00 | | | | 156,600,417.22 | 0.00 | 0.00 | | 40,020,742.78 |
| CO | | | 114,700,000.00 | 114,700,000.00 | 114,700,000.00 | | | | 114,700,000.00 | | | | 114,700,000.00 | | | | 113,472,810.00 | 0.00 | 0.00 | | 1,227,190.00 |
| Miscellaneous Personnel Benefits Fund | 1101406 | 0.00 | 1,631,000.00 | 1,631,000.00 | 0.00 | 0.00 | 0.00 | 1,631,000.00 | 1,631,000.00 | 0.00 | 0.00 | 0.00 | 1,631,000.00 | 0.00 | 0.00 | 0.00 | 1,631,000.00 | 0.00 | 0.00 | 0.00 | 0.00 |
| PS | | | 1,631,000.00 | 1,631,000.00 | | | | 1,631,000.00 | 1,631,000.00 | | | | 1,631,000.00 | | | | 1,631,000.00 | 0.00 | 0.00 | | 0.00 |
| MOOE | | | 0.00 | 0.00 | | | | 0.00 | 0.00 | | | | 0.00 | | | | 0.00 | 0.00 | 0.00 | | 0.00 |
| Pension and Gratuity Fund | 1101407 | 0.00 | 4,203,800.00 | 4,203,800.00 | 4,203,800.00 | 0.00 | 0.00 | 0.00 | 4,203,800.00 | 3,293,722.00 | 910,078.00 | 0.00 | 4,203,800.00 | 3,293,721.14 | 910,077.52 | 0.00 | 4,203,798.66 | 0.00 | 0.00 | 1.34 | (0.00) |
| PS | | | 4,203,800.00 | 4,203,800.00 | 4,203,800.00 | | | | 4,203,800.00 | 3,293,722.00 | 910,078.00 | | 4,203,800.00 | 3,293,721.14 | 910,077.52 | | 4,203,798.66 | 0.00 | 0.00 | 1.34 | (0.00) |
| GRAND TOTAL | | 2,151,621,000.00 | (361,813,540.00) | 1,789,807,460.00 | 1,629,204,800.00 | 3,082,500.00 | 0.00 | 153,995,160.00 | 1,786,282,460.00 | 232,819,722.00 | 830,537,599.50 | 238,327,495.97 | 1,786,282,460.00 | 206,838,634.67 | 150,956,180.98 | 552,797,217.81 | 1,470,334,872.92 | 3,525,000.00 | 0.00 | 39,519,086.41 | 276,428,500.67 |
| PS | | 133,712,000.00 | 12,179,800.00 | 145,891,800.00 | 137,390,800.00 | 6,345,000.00 | 0.00 | 1,631,000.00 | 145,366,800.00 | 28,407,168.22 | 45,296,590.85 | 29,816,105.26 | 145,366,800.00 | 27,840,045.02 | 37,352,198.92 | 26,632,887.44 | 139,942,916.32 | 525,000.00 | 0.00 | 5,423,883.68 | 0.00 |
| MOOE | | 612,010,000.00 | 314,806,660.00 | 926,816,660.00 | 777,415,000.00 | (3,262,500.00) | 0.00 | 152,364,160.00 | 926,516,660.00 | 53,362,860.61 | 444,269,285.67 | 102,409,806.86 | 926,516,660.00 | 40,017,515.25 | 109,512,487.31 | 289,977,085.96 | 783,713,645.93 | 300,000.00 | 0.00 | 30,959,871.73 | 111,843,142.34 |
| FinEX | | 40,000.00 | 0.00 | 40,000.00 | 40,000.00 | 0.00 | 0.00 | 0.00 | 40,000.00 | 0.00 | 40,000.00 | 0.00 | 40,000.00 | 0.00 | 6,600.00 | 33,400.00 | 40,000.00 | 0.00 | 0.00 | 0.00 | 0.00 |
| CO | | 1,405,859,000.00 | (688,800,000.00) | 717,059,000.00 | 714,359,000.00 | 0.00 | 0.00 | 0.00 | 714,359,000.00 | 151,049,693.17 | 340,931,722.98 | 106,101,583.85 | 714,359,000.00 | 138,981,074.40 | 4,084,894.75 | 236,153,844.41 | 546,638,310.67 | 2,700,000.00 | 0.00 | 3,135,331.00 | 164,585,358.33 |


Certified Correct:


GILDA R. RODRIGUEZ
Chief, Budget Section
Date: _____

Recommending Approval:


JOEL G. MACONOCIDO
Chief, Accounting Section/
OIC - Finance and Administrative Division
Date: _____

Approved by:


LUCRECIO R. ALVIAR, JR., CESO III
Regional Executive Director
Date: _____