

SUMMARY OF APPROPRIATIONS, ALLOTMENTS, OBLIGATIONS AND BALANCES BY OBJECT OF EXPENDITURES
As of the Quarter Ending December 31, 2019

Department: Department of Agriculture (DA)
Agency: Office of the Secretary
Operating Unit: REGION I
Organization Code (UAUCS): 05001000000
Fund Cluster: 01 - Regular Agency Fund

Authorization: 01 - Current Year Appropriations

Particulars	UAUCS CODE	Appropriation					Allotments			Current Year Obligations					Current Year Disbursements					Balances				
		Authorized Appropriation	Adjustments (Transfer To)/From, Realignment	Adjusted Appropriations	Allotments Received	Adjustments (Withdrawal, Realignment)	Transfer To	Transfer From	Adjusted Total Allotments	1st Quarter	2nd Quarter	3rd Quarter	4th Quarter	Total	1st Quarter	2nd Quarter	3rd Quarter	4th Quarter	Total	Unreleased Appropriations	Unobligated Allotment	Unpaid Obligations (15-20) = (23+24)		
										Ending 31-Mar	Ending 30-Jun	Ending Sept. 30	Ending Dec. 31		Ending 31-Mar	Ending 30-Jun	Ending Sept. 30	Ending Dec. 31				Due and Demandable	Not Yet Due and Demandable	
1	2	3	4	5=(3+4)	6	7	8	9	10=(6+(-)-7)+8+9	11	12	13	14	15=(11+12+13+14)	16	17	18	19	20=(16+17+18+19)	21=(5-10)	22=(10-15)	23	24	
L.Agency Specific Budget																								
Specific Budgets of National Government Agencies	1101101	2,140,456,000.00	(678,969,500.00)	1,461,486,500.00	1,333,431,000.00	3,082,500.00	0.00	121,448,000.00	1,457,961,500.00	227,060,591.72	826,852,466.92	235,689,234.55	168,359,206.81	1,457,961,500.00	201,079,505.25	147,271,049.88	550,166,414.26	285,420,517.00	1,183,937,486.39	3,525,000.00	0.00	38,843,445.72	235,180,567.99	
Personnel Services	5010000000	122,547,000.00	6,345,000.00	128,892,000.00	122,022,000.00	6,345,000.00	0.00	0.00	128,367,000.00	22,648,037.94	41,611,458.27	27,177,843.84	36,929,659.81	128,367,000.00	22,080,915.60	33,667,067.82	24,002,083.89	43,868,689.70	123,618,757.01	525,000.00	0.00	4,748,242.99	0.00	
Salaries and Wages	5010100000	93,046,000.00	0.00	93,046,000.00	93,046,000.00	0.00	0.00	0.00	93,046,000.00	20,565,322.00	30,325,715.90	24,026,314.57	18,128,647.53	93,046,000.00	19,998,289.66	22,848,516.34	21,905,299.01	26,526,920.30	91,279,025.31	0.00	0.00	1,766,974.69	(0.00)	
Salaries and Wages - Regular	5010101000	93,046,000.00	0.00	93,046,000.00	93,046,000.00	0.00	0.00	0.00	93,046,000.00	20,565,322.00	30,325,715.90	24,026,314.57	18,128,647.53	93,046,000.00	19,998,289.66	22,848,516.34	21,905,299.01	26,526,920.30	91,279,025.31	0.00	0.00	1,766,974.69	(0.00)	
Basic Salary - Civilian	5010101001	93,046,000.00	0.00	93,046,000.00	93,046,000.00	0.00	0.00	0.00	93,046,000.00	20,565,322.00	30,325,715.90	24,026,314.57	18,128,647.53	93,046,000.00	19,998,289.66	22,848,516.34	21,905,299.01	26,526,920.30	91,279,025.31	0.00	0.00	1,766,974.69	(0.00)	
Other Compensation	5010200000	26,938,000.00	5,762,500.00	32,700,500.00	26,938,000.00	5,762,500.00	0.00	0.00	32,700,500.00	1,684,000.00	10,769,032.00	2,705,568.00	17,541,900.00	32,700,500.00	1,684,000.00	10,307,032.00	16,900,000.00	16,915,783.75	30,604,065.75	0.00	0.00	2,096,434.25	0.00	
Personal Economic Relief Allowance (PERA)	5010201000	8,586,000.00	0.00	8,586,000.00	8,586,000.00	0.00	0.00	0.00	8,586,000.00	1,420,000.00	1,858,600.00	1,410,000.00	1,167,400.00	8,586,000.00	1,420,000.00	1,396,600.00	1,406,000.00	1,396,000.00	5,618,600.00	0.00	0.00	237,400.00	0.00	
PERA - Civilian	5010201001	8,586,000.00	0.00	8,586,000.00	8,586,000.00	0.00	0.00	0.00	8,586,000.00	1,420,000.00	1,858,600.00	1,410,000.00	1,167,400.00	8,586,000.00	1,420,000.00	1,396,600.00	1,406,000.00	1,396,000.00	5,618,600.00	0.00	0.00	237,400.00	0.00	
Representation Allowance (RA)	5010202000	834,000.00	0.00	834,000.00	834,000.00	0.00	0.00	0.00	834,000.00	223,500.00	219,250.00	182,750.00	208,500.00	834,000.00	223,500.00	219,250.00	182,750.00	158,875.00	784,375.00	0.00	0.00	49,625.00	0.00	
Representation Allowance (RA)	5010202001	834,000.00	0.00	834,000.00	834,000.00	0.00	0.00	0.00	834,000.00	223,500.00	219,250.00	182,750.00	208,500.00	834,000.00	223,500.00	219,250.00	182,750.00	158,875.00	784,375.00	0.00	0.00	49,625.00	0.00	
Transportation Allowance (TA)	5010203000	834,000.00	0.00	834,000.00	834,000.00	0.00	0.00	0.00	834,000.00	40,500.00	40,500.00	544,500.00	208,500.00	834,000.00	40,500.00	40,500.00	108,500.00	92,875.00	282,375.00	0.00	0.00	551,625.00	0.00	
Transportation Allowance (TA)	5010203001	834,000.00	0.00	834,000.00	834,000.00	0.00	0.00	0.00	834,000.00	40,500.00	40,500.00	544,500.00	208,500.00	834,000.00	40,500.00	40,500.00	108,500.00	92,875.00	282,375.00	0.00	0.00	551,625.00	0.00	
Clothing/Uniform Allowance	5010204000	1,464,000.00	0.00	1,464,000.00	1,464,000.00	0.00	0.00	0.00	1,464,000.00	0.00	1,398,000.00	66,000.00	0.00	1,464,000.00	0.00	1,398,000.00	0.00	0.00	1,398,000.00	0.00	0.00	66,000.00	0.00	
Clothing/Uniform Allowance - Civilian	5010204001	1,464,000.00	0.00	1,464,000.00	1,464,000.00	0.00	0.00	0.00	1,464,000.00	0.00	1,398,000.00	66,000.00	0.00	1,464,000.00	0.00	1,398,000.00	0.00	0.00	1,398,000.00	0.00	0.00	66,000.00	0.00	
Year End Bonus	5010214000	7,755,000.00	0.00	7,755,000.00	7,755,000.00	0.00	0.00	0.00	7,755,000.00	0.00	0.00	0.00	7,755,000.00	7,755,000.00	0.00	0.00	0.00	7,184,283.75	7,184,283.75	0.00	0.00	570,716.25	0.00	
Bonus - Civilian	5010214001	7,755,000.00	0.00	7,755,000.00	7,755,000.00	0.00	0.00	0.00	7,755,000.00	0.00	0.00	0.00	7,755,000.00	7,755,000.00	0.00	0.00	0.00	7,184,283.75	7,184,283.75	0.00	0.00	570,716.25	0.00	
Cash Gift	5010215000	1,220,000.00	0.00	1,220,000.00	1,220,000.00	0.00	0.00	0.00	1,220,000.00	0.00	0.00	0.00	1,220,000.00	1,220,000.00	0.00	0.00	0.00	1,156,250.00	1,156,250.00	0.00	0.00	63,750.00	0.00	
Cash Gift - Civilian	5010215001	1,220,000.00	0.00	1,220,000.00	1,220,000.00	0.00	0.00	0.00	1,220,000.00	0.00	0.00	0.00	1,220,000.00	1,220,000.00	0.00	0.00	0.00	1,156,250.00	1,156,250.00	0.00	0.00	63,750.00	0.00	
Other Bonuses and Allowances	5010299000	8,975,000.00	5,762,500.00	14,737,500.00	8,975,000.00	5,762,500.00	0.00	0.00	14,737,500.00	0.00	7,252,682.00	502,318.00	6,982,500.00	14,737,500.00	0.00	7,252,682.00	0.00	6,927,500.00	14,180,182.00	0.00	0.00	557,318.00	0.00	
Collective Negotiation Agreement Incentive - Civilian	5010299011	8,975,000.00	5,762,500.00	14,737,500.00	8,975,000.00	5,762,500.00	0.00	0.00	14,737,500.00	0.00	7,252,682.00	502,318.00	6,982,500.00	14,737,500.00	0.00	7,252,682.00	0.00	6,927,500.00	14,180,182.00	0.00	0.00	557,318.00	0.00	
Productivity Enhancement Incentive - Civilian	5010299012	1,220,000.00	0.00	1,220,000.00	1,220,000.00	0.00	0.00	0.00	1,220,000.00	0.00	0.00	0.00	1,220,000.00	1,220,000.00	0.00	0.00	0.00	1,165,000.00	1,165,000.00	0.00	0.00	55,000.00	0.00	
Mid-Year Bonus - Civilian	5010299036	7,755,000.00	0.00	7,755,000.00	7,755,000.00	0.00	0.00	0.00	7,755,000.00	0.00	0.00	0.00	7,755,000.00	7,755,000.00	0.00	0.00	0.00	7,252,682.00	7,252,682.00	0.00	0.00	502,318.00	0.00	
Anniversary Bonus - Civilian	5010299038	0.00	0.00	0.00	0.00	0.00	0.00	0.00	0.00	0.00	0.00	0.00	0.00	0.00	0.00	0.00	0.00	0.00	0.00	0.00	0.00	0.00	0.00	0.00
Personnel Benefit Contributions	5010300000	1,686,000.00	0.00	1,686,000.00	1,686,000.00	0.00	0.00	0.00	1,686,000.00	398,715.94	471,710.37	410,961.27	404,612.42	1,686,000.00	398,625.94	466,519.48	399,534.88	375,985.65	1,640,665.95	0.00	0.00	45,334.05	0.00	
Pag-IBIG Contributions	5010300001	294,000.00	0.00	294,000.00	294,000.00	0.00	0.00	0.00	294,000.00	71,000.00	69,800.00	70,100.00	83,100.00	294,000.00	71,000.00	69,800.00	70,200.00	69,900.00	280,900.00	0.00	0.00	13,100.00	0.00	
PhilHealth Contributions	5010300002	1,098,000.00	0.00	1,098,000.00	1,098,000.00	0.00	0.00	0.00	1,098,000.00	256,715.94	332,010.37	270,161.27	239,112.42	1,098,000.00	256,625.94	326,819.48	258,934.88	235,485.65	1,077,865.95	0.00	0.00	20,134.05	0.00	
PhilHealth - Civilian	5010300001	1,098,000.00	0.00	1,098,000.00	1,098,000.00	0.00	0.00	0.00	1,098,000.00	256,715.94	332,010.37	270,161.27	239,112.42	1,098,000.00	256,625.94	326,819.48	258,934.88	235,485.65	1,077,865.95	0.00	0.00	20,134.05	0.00	
Employees Compensation Insurance Premiums	5010304000	294,000.00	0.00	294,000.00	294,000.00	0.00	0.00	0.00	294,000.00	71,000.00	69,900.00	70,700.00	71,000.00	294,000.00	71,000.00	69,900.00	70,700.00	70,300.00	281,900.00	0.00	0.00	12,100.00	0.00	
ECIP - Civilian	5010304001	294,000.00	0.00	294,000.00	294,000.00	0.00	0.00	0.00	294,000.00	71,000.00	69,900.00	70,700.00	71,000.00	294,000.00	71,000.00	69,900.00	70,700.00	70,300.00	281,900.00	0.00	0.00	12,100.00	0.00	
Other Personnel Benefits	5010400000	877,000.00	582,500.00	1,459,500.00	352,000.00	582,500.00	0.00	0.00	934,500.00	0.00	45,000.00	35,000.00	854,500.00	934,500.00	0.00	45,000.00	0.00	50,000.00	95,000.00	0.00	0.00	839,500.00	0.00	
Terminal Leave Benefits	5010403000	525,000.00	0.00	525,000.00	0.00	0.00	0.00	0.00	525,000.00	0.00	0.00	0.00	0.00	525,000.00	0.00	0.00	0.00	0.00	525,000.00	0.00	0.00	0.00	0.00	
Terminal Leave Benefits - Civilian	5010403001	525,000.00	0.00	525,000.00	0.00	0.00	0.00	0.00	525,000.00	0.00	0.00	0.00	0.00	525,000.00										

SUMMARY OF APPROPRIATIONS, ALLOTMENTS, OBLIGATIONS AND BALANCES BY OBJECT OF EXPENDITURES
As of the Quarter Ending December 31, 2019

Department: Department of Agriculture (DA)
Agency: Office of the Secretary
Operating Unit: REGION I
Organization Code (UAUCS): 05001000000
Fund Cluster: 01 - Regular Agency Fund

Authorization: 01 - Current Year Appropriations

Particulars	UAUCS CODE	Appropriation			Allotments					Current Year Obligations					Current Year Disbursements					Balances				
		Authorized Appropriation	Adjustments (Transfer To)/From, Realignment	Adjusted Appropriations	Allotments Received	Adjustments (Withdrawal, Realignment)	Transfer To	Transfer From	Adjusted Total Allotments	1st Quarter	2nd Quarter	3rd Quarter	4th Quarter	Total	1st Quarter	2nd Quarter	3rd Quarter	4th Quarter	Total	Unreleased Appropriations	Unobligated Allotment	Unpaid Obligations (15-20) = (23+24)		
										Ending 31-Mar	Ending 30-Jun	Ending Sept. 30	Ending Dec. 31		Ending 31-Mar	Ending 30-Jun	Ending Sept. 30	Ending Dec. 31				Due and Demandable	Not Yet Due and Demandable	
1	2	3	4	5=(3+4)	6	7	8	9	10=[(6+)-(7)+8+9]	11	12	13	14	15=[(11+12+13+14)]	16	17	18	19	20=[(16+17+18+19)]	21=(5-10)	22=(10-15)	23	24	
Other Professional Services	5021199000	43,769,000.00	3,574,682.00	47,343,682.00	43,769,000.00	3,574,682.00			47,343,682.00	8,876,546.16	33,172,032.44	1,681,924.40	3,613,179.00	47,343,682.00	5,135,159.62	8,411,624.70	17,917,520.41	11,305,203.76	42,769,508.49	0.00	0.00	1,153,690.68	3,420,482.83	
General Services	5021200000	6,182,000.00	3,808,793.00	9,990,793.00	6,182,000.00	3,808,793.00	0.00	0.00	9,990,793.00	1,374,577.12	4,460,478.88	4,155,737.00	0.00	9,990,793.00	903,170.22	2,499,615.30	4,009,249.76	2,499,615.30	8,938,463.03	0.00	0.00	204,118.44	848,211.53	
Janitorial Services	5021202000	976,000.00	0.00	976,000.00	976,000.00	0.00	0.00	0.00	976,000.00	282,264.00	593,736.00	100,000.00	0.00	976,000.00	267,982.30	222,440.52	293,242.20	144,726.56	928,391.58	0.00	0.00	47,608.42	(0.00)	
Security Services	5021203000	4,356,000.00	4,054,405.00	8,410,405.00	4,356,000.00	4,054,405.00	0.00	0.00	8,410,405.00	1,092,313.12	3,263,686.88	4,054,405.00	0.00	8,410,405.00	635,187.92	1,303,987.23	3,551,878.77	2,196,139.55	7,687,193.47	0.00	0.00	0.00	723,211.53	
Other General Services	5021203000	4,356,000.00	4,054,405.00	8,410,405.00	4,356,000.00	4,054,405.00	0.00	0.00	8,410,405.00	1,092,313.12	3,263,686.88	4,054,405.00	0.00	8,410,405.00	635,187.92	1,303,987.23	3,551,878.77	2,196,139.55	7,687,193.47	0.00	0.00	0.00	723,211.53	
Other General Services	5021299000	850,000.00	(245,612.00)	604,388.00	850,000.00	(245,612.00)	0.00	0.00	604,388.00	0.00	603,056.00	1,332.00	0.00	604,388.00	0.00	164,128.79	158,749.19	322,877.98	158,749.19	322,877.98	0.00	0.00	156,510.02	125,000.00
Repairs and Maintenance	5021300000	12,956,000.00	7,212,117.00	20,168,117.00	12,956,000.00	7,212,117.00	0.00	0.00	20,168,117.00	2,227,473.98	7,405,433.77	8,606,136.69	1,929,072.56	20,168,117.00	954,372.41	1,575,928.17	7,578,721.69	5,227,175.90	15,336,198.17	0.00	0.00	738,031.73	4,093,887.10	
Repairs and Maintenance - Land Improvements	5021302000	1,057,000.00	0.00	1,057,000.00	1,057,000.00	0.00	0.00	0.00	1,057,000.00	0.00	1,057,000.00	0.00	0.00	1,057,000.00	0.00	0.00	387,000.00	670,000.00	1,057,000.00	0.00	0.00	0.00	0.00	
Other Land Improvements	5021302099	1,057,000.00	0.00	1,057,000.00	1,057,000.00	0.00	0.00	0.00	1,057,000.00	0.00	1,057,000.00	0.00	0.00	1,057,000.00	0.00	0.00	387,000.00	670,000.00	1,057,000.00	0.00	0.00	0.00	0.00	
Repairs and Maintenance - Infrastructure Assets	5021303000	520,000.00	(520,000.00)	0.00	520,000.00	(520,000.00)	0.00	0.00	0.00	0.00	520,000.00	0.00	(520,000.00)	0.00	0.00	0.00	284,511.81	(284,511.81)	0.00	0.00	0.00	0.00	0.00	
Water Supply Systems	5021303004	520,000.00	(520,000.00)	0.00	520,000.00	(520,000.00)	0.00	0.00	0.00	0.00	520,000.00	0.00	(520,000.00)	0.00	0.00	0.00	284,511.81	(284,511.81)	0.00	0.00	0.00	0.00	0.00	
Repairs and Maintenance - Buildings and Other	5021304000	4,433,000.00	3,500,000.00	7,933,000.00	4,433,000.00	3,500,000.00	0.00	0.00	7,933,000.00	1,029,090.69	3,403,909.00	3,500,000.31	0.00	7,933,000.00	282,232.21	553,815.48	3,983,434.00	1,785,217.76	6,604,699.45	0.00	0.00	0.00	1,328,300.55	
Buildings	5021304001	3,933,000.00	3,500,000.00	7,433,000.00	3,933,000.00	3,500,000.00	0.00	0.00	7,433,000.00	1,029,090.69	2,903,909.00	3,500,000.31	0.00	7,433,000.00	282,232.21	553,815.48	3,483,434.00	1,785,217.76	6,104,699.45	0.00	0.00	0.00	1,328,300.55	
Other Structures	5021304099	500,000.00	0.00	500,000.00	500,000.00	0.00	0.00	0.00	500,000.00	0.00	500,000.00	0.00	0.00	500,000.00	0.00	0.00	500,000.00	0.00	500,000.00	0.00	0.00	0.00	0.00	
Repairs and Maintenance - Machinery and Equipment	5021305000	1,889,000.00	374,991.00	2,263,991.00	1,889,000.00	374,991.00	0.00	0.00	2,263,991.00	0.00	598,530.75	1,866,105.25	(200,645.00)	2,263,991.00	0.00	32,343.75	496,050.12	636,822.13	1,165,216.00	0.00	0.00	0.00	1,098,775.00	
Machinery	5021305001	394,000.00	(164,000.00)	230,000.00	394,000.00	(164,000.00)	0.00	0.00	230,000.00	0.00	364,000.00	30,000.00	(164,000.00)	230,000.00	0.00	0.00	200,000.00	30,000.00	230,000.00	0.00	0.00	0.00	0.00	
Office Equipment	5021305002	405,000.00	(116,009.00)	288,991.00	405,000.00	(116,009.00)	0.00	0.00	288,991.00	0.00	142,635.75	183,000.25	(36,645.00)	288,991.00	0.00	32,343.75	272,150.12	(16,202.87)	288,291.00	0.00	0.00	0.00	700.00	
Information and Communication Technology	5021305003	240,000.00	(73,000.00)	167,000.00	240,000.00	(73,000.00)	0.00	0.00	167,000.00	0.00	30,000.00	137,000.00	0.00	167,000.00	0.00	0.00	23,900.00	47,000.00	70,900.00	0.00	0.00	0.00	96,100.00	
Technical and Scientific Equipment	5021305014	850,000.00	728,000.00	1,578,000.00	850,000.00	728,000.00	0.00	0.00	1,578,000.00	0.00	61,895.00	1,516,105.00	0.00	1,578,000.00	0.00	0.00	576,025.00	576,025.00	70,900.00	0.00	0.00	0.00	1,001,975.00	
Repairs and Maintenance - Transportation	5021306000	5,057,000.00	3,857,126.00	8,914,126.00	5,057,000.00	3,857,126.00	0.00	0.00	8,914,126.00	1,198,383.29	1,825,994.02	3,240,031.13	2,649,717.56	8,914,126.00	672,140.20	989,768.94	2,427,725.76	2,419,647.82	6,509,282.72	0.00	0.00	738,031.73	1,666,811.55	
Motor Vehicles	5021306001	4,975,000.00	3,857,126.00	8,832,126.00	4,975,000.00	3,857,126.00	0.00	0.00	8,832,126.00	1,198,383.29	1,743,994.02	3,240,031.13	2,649,717.56	8,832,126.00	672,140.20	989,768.94	2,377,725.76	2,387,647.82	6,427,282.72	0.00	0.00	738,031.73	1,666,811.55	
Other Transportation Equipment	5021306099	82,000.00	0.00	82,000.00	82,000.00	0.00	0.00	0.00	82,000.00	0.00	0.00	0.00	0.00	82,000.00	0.00	0.00	50,000.00	32,000.00	82,000.00	0.00	0.00	0.00	0.00	
Taxes, Insurance Premiums and Other Fees	5021500000	4,020,000.00	136,758.00	4,156,758.00	4,020,000.00	136,758.00	0.00	0.00	4,156,758.00	82,665.57	3,820,083.19	254,008.12	1.12	4,156,758.00	82,665.57	2,697,705.12	896,711.82	389,245.00	4,066,327.51	0.00	0.00	90,430.49	0.00	
Taxes, Duties and Licenses	5021501000	200,000.00	(63,242.00)	136,758.00	200,000.00	(63,242.00)	0.00	0.00	136,758.00	14,484.30	68,264.86	54,008.12	0.72	136,758.00	14,484.30	19,847.42	62,415.56	0.00	96,747.28	0.00	0.00	40,010.72	0.00	
Fidelity Bond Premiums	5021502000	120,000.00	0.00	120,000.00	120,000.00	0.00	0.00	0.00	120,000.00	34,875.00	85,125.00	0.00	0.00	120,000.00	0.00	85,125.00	0.00	0.00	120,000.00	0.00	0.00	0.00	0.00	
Fidelity Bond Premiums	5021502000	120,000.00	0.00	120,000.00	120,000.00	0.00	0.00	0.00	120,000.00	34,875.00	85,125.00	0.00	0.00	120,000.00	0.00	85,125.00	0.00	0.00	120,000.00	0.00	0.00	0.00	0.00	
Insurance Expenses	5021503000	3,700,000.00	200,000.00	3,900,000.00	3,700,000.00	200,000.00	0.00	0.00	3,900,000.00	33,306.27	3,666,693.33	200,000.00	0.40	3,900,000.00	33,306.27	2,592,732.70	834,296.26	389,245.00	3,849,580.23	0.00	0.00	50,419.77	(0.00)	
Insurance Expenses	5021503000	3,700,000.00	200,000.00	3,900,000.00	3,700,000.00	200,000.00	0.00	0.00	3,900,000.00	33,306.27	3,666,693.33	200,000.00	0.40	3,900,000.00	33,306.27	2,592,732.70	834,296.26	389,245.00	3,849,580.23	0.00	0.00	50,419.77	(0.00)	
Labor and Wages	5021600000	22,482,000.00	(1,947,358.00)	20,534,642.00	22,482,000.00	(1,947,358.00)	0.00	0.00	20,534,642.00	1,635,508.00	12,880,926.00	5,659,793.00	58,415.00	20,534,642.00	450,000.00	1,427,492.00	14,064,112.34	3,403,971.09	19,345,575.43	300,000.00	0.00	0.00	889,066.57	
Labor and Wages	5021601000	22,482,000.00	(1,947,358.00)	20,534,642.00	22,482,000.00	(1,947,358.00)	0.00	0.00	20,534,642.00	1,635,508.00	12,880,926.00	5,659,793.00	58,415.00	20,534,642.00	450,000.00	1,427,492.00	14,064,112.34	3,403,971.09	19,345,575.43	300,000.00	0.00	0.00	889,066.57	
Labor and Wages	5021601000	22,482,000.00	(1,947,358.00)	20,534,642.00	22,482,000.00	(1,947,358.00)	0.00	0.00	20,534,642.00	1,635,508.00	12,880,926.00	5,659,793.00	58,415.00	20,534,642.00	450,000.00	1,427,492.00	14,064,112.34	3,403,971.09	19,345,575.43	300,000.00	0.00	0.00	889,066.57	
Other Maintenance and Operating Expenses	5022900000	71,702,000.00	77,037,083.00	148,739,083.00	71,702,000.00	(6,562,917.00)	0.00	83,600,000.00	148,739,083.00	1,456,941.95	56,771,373.91	6,574,457.97	83,936,309.17	148,739,083.00	108,474.72	10,253,679.65	80,952,177.23	114,514,303.70	2,673,210.43	31,551,568.87	0.00	0.00	0.00	
Advertising Expenses	5022901000	1,750,																						

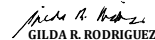
SUMMARY OF APPROPRIATIONS, ALLOTMENTS, OBLIGATIONS AND BALANCES BY OBJECT OF EXPENDITURES
As of the Quarter Ending December 31, 2019

Department: Department of Agriculture (DA)
Agency: Office of the Secretary
Operating Unit: REGION I
Organization Code (UACS): 05001000000
Fund Cluster: 01 - Regular Agency Fund

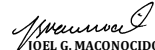
Authorization: 01 - Current Year Appropriations

Particulars	UACS CODE	Appropriation			Allotments					Current Year Obligations					Current Year Disbursements					Balances				
		Authorized Appropriation	Adjustments (Transfer (To)/From, Realignment)	Adjusted Appropriations	Allotments Received	Adjustments (Withdrawal, Realignment)	Transfer To	Transfer From	Adjusted Total Allotments	1st Quarter Ending 31-Mar	2nd Quarter Ending 30-Jun	3rd Quarter Ending Sept. 30	4th Quarter Ending Dec. 31	Total	1st Quarter Ending 31-Mar	2nd Quarter Ending 30-Jun	3rd Quarter Ending Sept. 30	4th Quarter Ending Dec. 31	Total	Unreleased Appropriations	Unobligated Allotment	Unpaid Obligations (15-20) = (23+24)		
																						Due and Demandable	Not Yet Due and Demandable	
1	2	3	4	5=(3+4)	6	7	8	9	10={6+(-7)-8+9}	11	12	13	14	15=(11+12+13+14)	16	17	18	19	20=(16+17+18+19)	21=(5-10)	22=(10-15)	23	24	
Capital Outlay	5060000000	0.00	114,700,000.00	114,700,000.00	114,700,000.00	0.00	0.00	0.00	114,700,000.00	0.00	0.00	0.00	114,700,000.00	114,700,000.00	0.00	0.00	0.00	113,472,810.00	113,472,810.00	0.00	0.00	0.00	1,227,190.00	
Property, Plant and Equipment Outlay	5060400000	0.00	114,700,000.00	114,700,000.00	114,700,000.00	0.00	0.00	0.00	114,700,000.00	0.00	0.00	0.00	114,700,000.00	114,700,000.00	0.00	0.00	0.00	113,472,810.00	113,472,810.00	0.00	0.00	0.00	1,227,190.00	
Machinery and Equipment Outlay	5060405000	0.00	114,700,000.00	114,700,000.00	114,700,000.00	0.00	0.00	0.00	114,700,000.00	0.00	0.00	0.00	114,700,000.00	114,700,000.00	0.00	0.00	0.00	113,472,810.00	113,472,810.00	0.00	0.00	0.00	1,227,190.00	
Machinery	5060405001		114,700,000.00	114,700,000.00	114,700,000.00				114,700,000.00				114,700,000.00	114,700,000.00				113,472,810.00	113,472,810.00	0.00	0.00		1,227,190.00	
Miscellaneous Personnel Benefits Fund	1101406	0.00	1,631,000.00	1,631,000.00	0.00	0.00	0.00	1,631,000.00	1,631,000.00	0.00	0.00	0.00	1,631,000.00	1,631,000.00	0.00	0.00	0.00	1,631,000.00	1,631,000.00	0.00	0.00	0.00	0.00	
Personnel Services	5010000000	0.00	1,631,000.00	1,631,000.00	0.00	0.00	0.00	1,631,000.00	1,631,000.00	0.00	0.00	0.00	1,631,000.00	1,631,000.00	0.00	0.00	0.00	1,631,000.00	1,631,000.00	0.00	0.00	0.00	0.00	
Other Compensation	5010200000	0.00	1,631,000.00	1,631,000.00	0.00	0.00	0.00	1,631,000.00	1,631,000.00	0.00	0.00	0.00	1,631,000.00	1,631,000.00	0.00	0.00	0.00	1,631,000.00	1,631,000.00	0.00	0.00	0.00	0.00	
Other Personnel Benefits	5010499000	0.00	1,631,000.00	1,631,000.00	0.00	0.00	0.00	1,631,000.00	1,631,000.00	0.00	0.00	0.00	1,631,000.00	1,631,000.00	0.00	0.00	0.00	1,631,000.00	1,631,000.00	0.00	0.00	0.00	0.00	
Other Personnel Benefits	5010499099		1,631,000.00	1,631,000.00				1,631,000.00	1,631,000.00				1,631,000.00	1,631,000.00				1,631,000.00	1,631,000.00	0.00	0.00		0.00	
Pension and Gratuity Fund	1101407	0.00	4,203,800.00	4,203,800.00	4,203,800.00	0.00	0.00	0.00	4,203,800.00	3,293,722.00	910,078.00	0.00	0.00	4,203,800.00	3,293,721.14	910,077.52	0.00	0.00	4,203,798.66	4,203,798.66	0.00	0.00	1.34	(0.00)
Personnel Services	5010000000	0.00	4,203,800.00	4,203,800.00	4,203,800.00	0.00	0.00	0.00	4,203,800.00	3,293,722.00	910,078.00	0.00	0.00	4,203,800.00	3,293,721.14	910,077.52	0.00	0.00	4,203,798.66	4,203,798.66	0.00	0.00	1.34	(0.00)
Other Personnel Benefits	5010400000	0.00	4,203,800.00	4,203,800.00	4,203,800.00	0.00	0.00	0.00	4,203,800.00	3,293,722.00	910,078.00	0.00	0.00	4,203,800.00	3,293,721.14	910,077.52	0.00	0.00	4,203,798.66	4,203,798.66	0.00	0.00	1.34	(0.00)
Terminal Leave Benefits	5010403000	0.00	4,203,800.00	4,203,800.00	4,203,800.00	0.00	0.00	0.00	4,203,800.00	3,293,722.00	910,078.00	0.00	0.00	4,203,800.00	3,293,721.14	910,077.52	0.00	0.00	4,203,798.66	4,203,798.66	0.00	0.00	1.34	(0.00)
Terminal Leave Benefits - Civilian	5010403001		4,203,800.00	4,203,800.00	4,203,800.00				4,203,800.00	3,293,722.00	910,078.00			4,203,800.00	3,293,721.14	910,077.52			4,203,798.66	4,203,798.66	0.00	0.00	1.34	(0.00)
GRAND TOTAL		2,151,621,000.00	(361,813,540.00)	1,789,807,460.00	1,629,204,800.00	3,082,500.00	0.00	153,995,160.00	1,786,282,460.00	232,819,722.00	830,537,599.50	238,327,495.97	484,597,642.53	1,786,282,460.00	206,838,634.67	150,956,180.98	552,797,217.81	559,742,839.46	1,470,334,872.92	3,525,000.00	0.00	39,519,086.41	276,428,500.67	


Certified Correct:


GILDA R. RODRIGUEZ
Chief, Budget Section
Date: _____

Recommending Approval:


JOEL G. MACANOCIDO
Chief, Accounting Section/
OIC - Finance and Administrative Division
Date: _____

Approved by:


LUCRECIO R. ALVIAR, JR., CESO III
Regional Executive Director
Date: _____