

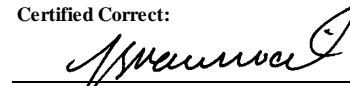
MONTHLY REPORT OF DISBURSEMENTS
For the month of October 2019

Department : DEPARTMENT OF AGRICULTURE
 Agency/Entity : OSEC
 Operating Unit : RFO 1
 Organization Code : 05-001-03-00001
 Fund Cluster : 01 - Regular Agency Fund


Particulars	Current Year Budget					Prior Year's Budget										SUB- TOTAL	Trust Liabilities				Grand Total					Remarks		
	PS	MOOE	FinEx	CO	TOTAL	Prior Years' Accounts Payable					Current Year's Accounts Payable						TOTAL	PS	MOOE	CO	TOTAL	PS	MOOE	FinEx	CO		TOTAL	
						PS	MOOE	FinEx	CO	Sub-Total	PS	MOOE	FinEx	CO	Sub-Total													PS
1	2	3	4	5	6	7	8	9	10	11	12	13	14	15	16	17	18	19	20	21	22	23	24	25	26	27	28	
CASH DISBURSEMENTS																												
Notice of Cash Allocation (NCA)	10,152,211.71	22,887,547.11	-	13,812,500.03	46,852,258.85	23,437.50	191,172.03	-	3,894,422.22	4,109,031.75	-	-	-	-	-	4,109,031.75	50,961,290.60	-	-	-	-	10,175,649.21	23,078,719.14	-	17,706,922.25	50,961,290.60		
MDS Check Issued	2,957,123.79	2,389,145.57			5,346,269.36												5,346,269.36					2,957,123.79	2,389,145.57			5,346,269.36		
Advice to Debit Account	7,195,087.92	20,498,401.54		13,812,500.03	41,505,989.49	23,437.50	191,172.03		3,894,422.22	4,109,031.75						4,109,031.75	45,615,021.24					7,218,525.42	20,689,573.57		17,706,922.25	45,615,021.24		
Notice of Transfer Allocations (NTA)																												
MDS Check Issued																												
Advice to Debit Account																												
Working Fund For FAPs																												
Cash Disbursement Ceiling (CDC)																												
TOTAL CASH DISBURSEMENTS	10,152,211.71	22,887,547.11	-	13,812,500.03	46,852,258.85	23,437.50	191,172.03	-	3,894,422.22	4,109,031.75	-	-	-	-	-	4,109,031.75	50,961,290.60	-	-	-	-	10,175,649.21	23,078,719.14	-	17,706,922.25	50,961,290.60		
NON-CASH DISBURSEMENTS																												
Tax Remittance Advices Issued (TRA)	608,907.91	1,527,626.32		2,395,952.25	4,532,486.48	7,468.75	742,441.00		866,779.34	1,616,689.09				24,315,542.88	24,315,542.88	25,932,231.97	30,464,718.45					616,376.66	2,270,067.32		27,578,274.47	30,464,718.45		
Non-Cash Availment Authority (NCAA)																												
Disbursements effected through outright deductions from claims																												
Overpayment of expenses																												
Restitution for loss of government property																												
Liquidated damages and similar claims																												
Others (TEF, BTr Documentary Stamp Tax, etc.)																												
TOTAL NON-CASH DISBURSEMENTS	608,907.91	1,527,626.32	-	2,395,952.25	4,532,486.48	7,468.75	742,441.00	-	866,779.34	1,616,689.09	-	-	-	24,315,542.88	24,315,542.88	25,932,231.97	30,464,718.45	-	-	-	-	616,376.66	2,270,067.32	-	27,578,274.47	30,464,718.45		
GRAND TOTAL	10,761,119.62	24,415,173.43	-	16,208,452.28	51,384,745.33	30,906.25	933,613.03	-	4,761,201.56	5,725,720.84	-	-	-	24,315,542.88	24,315,542.88	30,041,263.72	81,426,009.05	-	-	-	-	10,792,025.87	25,348,786.46	-	45,285,196.72	81,426,009.05		

SUMMARY:	Previous Report	This month	As at Date	Previous Report	This month	As at Date
Total Disbursement Authorities Received	1,790,249,366.67	173,677,718.45	1,963,927,085.12	Total Disbursements Program	1,790,249,366.67	173,677,718.45
NCA	1,766,910,727.00	143,213,000.00	1,910,123,727.00	Less: Actual Disbursements	1,790,249,366.67	1,871,675,375.72
NTA				(Over)/Under spending	-	92,251,709.40
Working Fund						
TRA	23,338,639.67	30,464,718.45	53,803,358.12			
CDC						
NCAA						
Less: Notice of Transfer of Allocations (NTA) issued						
Total Disbursement Authorities Available	1,790,249,366.67	173,677,718.45	1,963,927,085.12			
Less:						
Lapsed NCA Disbursements	1,790,249,366.67	81,426,009.05	1,871,675,375.72			
Less: Other Non-Cash Disbursements						
Disbursements effected through outright deductions from claims						
Overpayment of expenses						
Restitution for loss of government property						
Liquidated damages and similar claims						
Others (e.g., TEF, BTr Docs Stamp, etc.)						
Add/Less: Adjustments (e.g., cancelled/staled checks)						
Balance of Disbursement Authorities as at date		92,251,709.40	92,251,709.40			

Certified Correct:


JOEL G. MACONOCIDO
 Chief Accountant/
 OIC, Administrative and Finance Division

Approved By:


LUCRECIO R. ALVIAR JR., CESO III
 Regional Executive Director


MONTHLY REPORT OF DISBURSEMENTS
For the month of October 2019


Department : DEPARTMENT OF AGRICULTURE
 Agency/Entity : OSEC
 Operating Unit : RFO 1
 Organization Code : 05-001-03-00001
 Fund Cluster : 02 - Foreign Assisted Projects Fund

Particulars	Current Year Budget					Prior Year's Budget					Current Year's Accounts Payable					SUB- TOTAL	Trust Liabilities				Grand Total					Remarks	
	PS	MOOE	FinEx	CO	TOTAL	Prior Years' Accounts Payable				Sub-Total	PS	MOOE	FinEx	CO	Sub-Total		TOTAL	PS	MOOE	CO	TOTAL	PS	MOOE	FinEx	CO		TOTAL
						PS	MOOE	FinEx	CO																		
1	2	3	4	5	6	7	8	9	10	11	12	13	14	15	16	17	18	19	20	21	22	23	24	25	26	27	28
CASH DISBURSEMENTS																											
Notice of Cash Allocation (NCA)	-	-	-	-	-	-	-	-	-	-	-	-	-	-	-	-	-	-	-	-	-	-	-	-	-	-	-
MDS Check Issued	-	-	-	-	-	-	-	-	-	-	-	-	-	-	-	-	-	-	-	-	-	-	-	-	-	-	-
Advice to Debit Account	-	-	-	-	-	-	-	-	-	-	-	-	-	-	-	-	-	-	-	-	-	-	-	-	-	-	-
Notice of Transfer Allocations (NTA)	-	-	-	-	-	-	-	-	-	-	-	-	-	-	-	-	-	-	-	-	-	-	-	-	-	-	-
MDS Check Issued	-	-	-	-	-	-	-	-	-	-	-	-	-	-	-	-	-	-	-	-	-	-	-	-	-	-	-
Advice to Debit Account	-	-	-	-	-	-	-	-	-	-	-	-	-	-	-	-	-	-	-	-	-	-	-	-	-	-	-
Working Fund For FAPs	-	-	-	-	-	-	-	-	-	-	-	-	-	-	-	-	-	-	-	-	-	-	-	-	-	-	-
Cash Disbursement Ceiling (CDC)	-	-	-	-	-	-	-	-	-	-	-	-	-	-	-	-	-	-	-	-	-	-	-	-	-	-	-
TOTAL CASH DISBURSEMENTS	-	-	-	-	-	-	-	-	-	-	-	-	-	-	-	-	-	-	-	-	-	-	-	-	-	-	-
NON-CASH DISBURSEMENTS																											
Tax Remittance Advices Issued (TRA)	-	-	-	-	-	-	-	-	-	-	-	-	-	-	-	-	-	-	-	-	-	-	-	-	-	-	-
Non-Cash Availment Authority (NCAA)	-	-	-	-	-	-	-	-	-	-	-	-	-	-	-	-	-	-	-	-	-	-	-	-	-	-	-
Disbursements effected through outright deductions from claims	-	-	-	-	-	-	-	-	-	-	-	-	-	-	-	-	-	-	-	-	-	-	-	-	-	-	-
Overpayment of expenses	-	-	-	-	-	-	-	-	-	-	-	-	-	-	-	-	-	-	-	-	-	-	-	-	-	-	-
Restitution for loss of government property	-	-	-	-	-	-	-	-	-	-	-	-	-	-	-	-	-	-	-	-	-	-	-	-	-	-	-
Liquidated damages and similar claims	-	-	-	-	-	-	-	-	-	-	-	-	-	-	-	-	-	-	-	-	-	-	-	-	-	-	-
Others (TEF, BTr Documentary Stamp Tax, etc.)	-	-	-	-	-	-	-	-	-	-	-	-	-	-	-	-	-	-	-	-	-	-	-	-	-	-	-
TOTAL NON-CASH DISBURSEMENTS	-	-	-	-	-	-	-	-	-	-	-	-	-	-	-	-	-	-	-	-	-	-	-	-	-	-	-
GRAND TOTAL	-	-	-	-	-	-	-	-	-	-	-	-	-	-	-	-	-	-	-	-	-	-	-	-	-	-	-

NO TRANSACTION

SUMMARY:	Previous Report	This month	As at Date	Previous Report	This month	As at Date
Total Disbursement Authorities Received	-	-	-	-	-	-
NCA	-	-	-	-	-	-
NTA	-	-	-	-	-	-
Working Fund	-	-	-	-	-	-
TRA	-	-	-	-	-	-
CDC	-	-	-	-	-	-
NCAA	-	-	-	-	-	-
Less: Notice of Transfer of Allocations (NTA) issued	-	-	-	-	-	-
Total Disbursement Authorities Available	-	-	-	-	-	-
Less:						
Lapsed NCA Disbursements	-	-	-	-	-	-
Less: Other Non-Cash Disbursements						
Disbursements effected through outright deductions from claims	-	-	-	-	-	-
Overpayment of expenses	-	-	-	-	-	-
Restitution for loss of government property	-	-	-	-	-	-
Liquidated damages and similar claims	-	-	-	-	-	-
Others (e.g., TEF, BTr Docs Stamp, etc.)	-	-	-	-	-	-
Add/Less: Adjustments (e.g., cancelled/staled checks)	-	-	-	-	-	-
Balance of Disbursement Authorities as at date	-	-	-	-	-	-

Certified Correct:

JOEL G. MACONOCIDO
 Chief Accountant/
 OIC, Administrative and Finance Division


Approved By:

LUCRECIO B. ALVIAR JR., CESO III
 Regional Executive Director


MONTHLY REPORT OF DISBURSEMENTS
For the month of October 2019

Department : DEPARTMENT OF AGRICULTURE
 Agency/Entity : OSEC
 Operating Unit : RFO 1
 Organization Code : 05-001-03-00001
 Fund Cluster : 07 - Trust Receipts

Particulars	Current Year Budget					Prior Year's Budget											Trust Liabilities				Grand Total					Remarks	
	PS	MOOE	FinEx	CO	TOTAL	Prior Years' Accounts Payable					Current Year's Accounts Payable						SUB-TOTAL	PS	MOOE	CO	TOTAL	PS	MOOE	FinEx	CO		TOTAL
						PS	MOOE	FinEx	CO	Sub-Total	PS	MOOE	FinEx	CO	Sub-Total	TOTAL											
1	2	3	4	5	6	7	8	9	10	11	12	13	14	15	16	17	18	19	20	21	22	23	24	25	26	27	28
CASH DISBURSEMENTS																											
Notice of Cash Allocation (NCA)	-	-	-	-	-	-	-	-	-	-	-	-	-	-	-	-	-	-	496,206.00	-	496,206.00	-	496,206.00	-	-	496,206.00	
MDS Check Issued																			496,206.00								
Advice to Debit Account																											
Notice of Transfer Allocations (NTA)	-	-	-	-	-	-	-	-	-	-	-	-	-	-	-	-	-	-	-	-	-	-	-	-	-	-	
MDS Check Issued																											
Advice to Debit Account																											
Working Fund For FAPs																											
Cash Disbursement Ceiling (CDC)																											
TOTAL CASH DISBURSEMENTS	-	-	-	-	-	-	-	-	-	-	-	-	-	-	-	-	-	-	496,206.00	-	496,206.00	-	496,206.00	-	-	496,206.00	
NON-CASH DISBURSEMENTS																											
Tax Remittance Advices Issued (TRA)																											
Non-Cash Availment Authority (NCAA)																											
Disbursements effected through outright deductions from claims	-	-	-	-	-	-	-	-	-	-	-	-	-	-	-	-	-	-	-	-	-	-	-	-	-	-	
Overpayment of expenses																											
Restitution for loss of government property																											
Liquidated damages and similar claims																											
Others (TEF, BTr Documentary Stamp Tax, etc.)																											
TOTAL NON-CASH DISBURSEMENTS	-	-	-	-	-	-	-	-	-	-	-	-	-	-	-	-	-	-	-	-	-	-	-	-	-	-	
GRAND TOTAL	-	-	-	-	-	-	-	-	-	-	-	-	-	-	-	-	-	-	496,206.00	-	496,206.00	-	496,206.00	-	-	496,206.00	

SUMMARY:	Previous Report	This month	As at Date	Previous Report	This month	As at Date
Total Disbursement Authorities Received	26,544,840.00	-	26,544,840.00	Total Disbursements Program	26,544,840.00	26,544,840.00
NCA	26,544,840.00		26,544,840.00	Less: Actual Disbursements	19,814,170.73	20,310,376.73
NTA				(Over)/Under	6,730,669.27	6,234,463.27
Working Fund					(496,206.00)	
TRA						
CDC						
NCAA						
Less: Notice of Transfer of Allocations (NTA) issued						
Total Disbursement Authorities Available	26,544,840.00	-	26,544,840.00			
Less:						
Lapsed NCA Disbursements	19,814,170.73	496,206.00	20,310,376.73			
Less: Other Non-Cash Disbursements						
Disbursements effected through outright deductions from claims						
Overpayment of expenses						
Restitution for loss of government property						
Liquidated damages and similar claims						
Others (e.g., TEF, BTr Docs Stamp, etc.)						
Add/Less: Adjustments (e.g., cancelled/staled checks)						
Balance of Disbursement Authorities as at date	6,730,669.27	(496,206.00)	6,234,463.27			

Certified Correct:

JOEL G. MACONOCIDO
 Chief Accountant/
 OIC, Administrative and Finance Division

Approved By:

LUCRECIO R. ALVIAR JR., CESO III
 Regional Executive Director

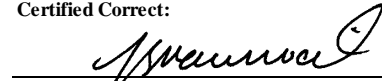
MONTHLY REPORT OF DISBURSEMENTS
For the month of November 2019

Department : DEPARTMENT OF AGRICULTURE
 Agency/Entity : OSEC
 Operating Unit : RFO 1
 Organization Code : 05-001-03-00001
 Fund Cluster : 01 - Regular Agency Fund


Particulars	Current Year Budget					Prior Year's Budget											SUB- TOTAL	Trust Liabilities				Grand Total					Remarks	
	PS	MOOE	FinEx	CO	TOTAL	Prior Years' Accounts Payable					Current Year's Accounts Payable					TOTAL		PS	MOOE	CO	TOTAL	PS	MOOE	FinEx	CO	TOTAL		
						PS	MOOE	FinEx	CO	Sub-Total	PS	MOOE	FinEx	CO	Sub-Total													
1	2	3	4	5	6	7	8	9	10	11	12	13	14	15	16	17	18	19	20	21	22	23	24	25	26	27	28	
CASH DISBURSEMENTS																												
Notice of Cash Allocation (NCA)	16,515,960.51	16,303,458.89	-	8,960,786.35	41,780,205.75	-	10,154,577.56	-	2,916,231.63	13,070,809.19	-	253,025.70	-	-	253,025.70	13,323,834.89	55,104,040.64	-	-	-	-	16,515,960.51	26,711,062.15	-	11,877,017.98	55,104,040.64		
MDS Check Issued	2,971,913.39	1,446,682.27		8,960,786.35	4,418,595.66					-					-	-	4,418,595.66				-	2,971,913.39	1,446,682.27		-	4,418,595.66		
Advice to Debit Account	13,544,047.12	14,856,776.62			37,361,610.09		10,154,577.56		2,916,231.63	13,070,809.19		253,025.70			253,025.70	13,323,834.89	50,685,444.98				-	13,544,047.12	25,264,379.88		11,877,017.98	50,685,444.98		
Notice of Transfer Allocations (NTA)					-					-					-	-	-				-	-	-	-	-	-		
MDS Check Issued					-					-					-	-	-				-	-	-	-	-	-		
Advice to Debit Account					-					-					-	-	-				-	-	-	-	-	-		
Working Fund For FAPs					-					-					-	-	-				-	-	-	-	-	-		
Cash Disbursement Ceiling (CDC)					-					-					-	-	-				-	-	-	-	-	-		
TOTAL CASH DISBURSEMENTS	16,515,960.51	16,303,458.89	-	8,960,786.35	41,780,205.75	-	10,154,577.56	-	2,916,231.63	13,070,809.19	-	253,025.70	-	-	253,025.70	13,323,834.89	55,104,040.64	-	-	-	-	16,515,960.51	26,711,062.15	-	11,877,017.98	55,104,040.64		
NON-CASH DISBURSEMENTS																												
Tax Remittance Advices Issued (TRA)	615,498.34	481,988.76		244,992.47	1,342,479.57	1,562.50			179,737.50	181,300.00					-	181,300.00	1,523,779.57				-	617,060.84	481,988.76		424,729.97	1,523,779.57		
Non-Cash Availment Authority (NCAA)					-					-					-	-	-				-	-	-	-	-	-		
Disbursements effected through outright deductions from claims					-					-					-	-	-				-	-	-	-	-	-		
Overpayment of expenses					-					-					-	-	-				-	-	-	-	-	-		
Restitution for loss of government property					-					-					-	-	-				-	-	-	-	-	-		
Liquidated damages and similar claims					-					-					-	-	-				-	-	-	-	-	-		
Others (TEF, BTr Documentary Stamp Tax, etc.)					-					-					-	-	-				-	-	-	-	-	-		
TOTAL NON-CASH DISBURSEMENTS	615,498.34	481,988.76	-	244,992.47	1,342,479.57	1,562.50	-	-	179,737.50	181,300.00	-	-	-	-	-	181,300.00	1,523,779.57	-	-	-	-	617,060.84	481,988.76	-	424,729.97	1,523,779.57		
GRAND TOTAL	17,131,458.85	16,785,447.65	-	9,205,778.82	43,122,685.32	1,562.50	10,154,577.56	-	3,095,969.13	13,252,109.19	-	253,025.70	-	-	253,025.70	13,505,134.89	56,627,820.21	-	-	-	-	17,133,021.35	27,193,050.91	-	12,301,747.95	56,627,820.21		

SUMMARY:	Previous Report	This month	As at Date	Previous Report	This month	As at Date
Total Disbursement Authorities Received	1,963,927,085.12	58,810,779.57	2,022,737,864.69	Total Disbursements Program	1,963,927,085.12	58,810,779.57
NCA	1,910,123,727.00	57,287,000.00	1,967,410,727.00	Less: Actual Disbursements	1,871,675,375.72	56,627,820.21
NTA				(Over)/Under spending	92,251,709.40	2,182,959.36
Working Fund						
TRA	53,803,358.12	1,523,779.57	55,327,137.69			
CDC						
NCAA						
Less: Notice of Transfer of Allocations (NTA) issued						
Total Disbursement Authorities Available	1,963,927,085.12	58,810,779.57	2,022,737,864.69			
Less:						
Lapsed NCA Disbursements	1,871,675,375.72	56,627,820.21	1,928,303,195.93			
Less: Other Non-Cash Disbursements						
Disbursements effected through outright deductions from claims						
Overpayment of expenses						
Restitution for loss of government property						
Liquidated damages and similar claims						
Others (e.g., TEF, BTr Docs Stamp, etc.)						
Add/Less: Adjustments (e.g., cancelled/staled checks)						
Balance of Disbursement Authorities as at date	92,251,709.40	2,182,959.36	94,434,668.76			

Certified Correct:


JOEL G. MACONOCIDO
 Chief Accountant/
 OIC, Administrative and Finance Division

Approved By:


LUCRECIO R. ALVIAR, JR., CESO III
 Regional Executive Director


MONTHLY REPORT OF DISBURSEMENTS
For the month of November 2019

Department : DEPARTMENT OF AGRICULTURE
 Agency/Entity : OSEC
 Operating Unit : RFO 1
 Organization Code : 05-001-03-00001
 Fund Cluster : 02 - Foreign Assisted Projects Fund


Particulars	Current Year Budget					Prior Year's Budget											SUB- TOTAL	Trust Liabilities				Grand Total					Remarks
	PS	MOOE	FinEx	CO	TOTAL	Prior Years' Accounts Payable					Current Year's Accounts Payable							PS	MOOE	CO	TOTAL	PS	MOOE	FinEx	CO	TOTAL	
						PS	MOOE	FinEx	CO	Sub-Total	PS	MOOE	FinEx	CO	Sub-Total	TOTAL											
1	2	3	4	5	6	7	8	9	10	11	12	13	14	15	16	17	18	19	20	21	22	23	24	25	26	27	28
CASH DISBURSEMENTS																											
Notice of Cash Allocation (NCA)	-	-	-	-	-	-	-	-	-	-	-	-	-	-	-	-	-	-	-	-	-	-	-	-	-	-	-
MDS Check Issued	-	-	-	-	-	-	-	-	-	-	-	-	-	-	-	-	-	-	-	-	-	-	-	-	-	-	-
Advice to Debit Account	-	-	-	-	-	-	-	-	-	-	-	-	-	-	-	-	-	-	-	-	-	-	-	-	-	-	-
Notice of Transfer Allocations (NTA)	-	-	-	-	-	-	-	-	-	-	-	-	-	-	-	-	-	-	-	-	-	-	-	-	-	-	-
MDS Check Issued	-	-	-	-	-	-	-	-	-	-	-	-	-	-	-	-	-	-	-	-	-	-	-	-	-	-	-
Advice to Debit Account	-	-	-	-	-	-	-	-	-	-	-	-	-	-	-	-	-	-	-	-	-	-	-	-	-	-	-
Working Fund For FAPs	-	-	-	-	-	-	-	-	-	-	-	-	-	-	-	-	-	-	-	-	-	-	-	-	-	-	-
Cash Disbursement Ceiling (CDC)	-	-	-	-	-	-	-	-	-	-	-	-	-	-	-	-	-	-	-	-	-	-	-	-	-	-	-
TOTAL CASH DISBURSEMENTS	-	-	-	-	-	-	-	-	-	-	-	-	-	-	-	-	-	-	-	-	-	-	-	-	-	-	-
NON-CASH DISBURSEMENTS																											
Tax Remittance Advices Issued (TRA)	-	-	-	-	-	-	-	-	-	-	-	-	-	-	-	-	-	-	-	-	-	-	-	-	-	-	-
Non-Cash Availment Authority (NCAA)	-	-	-	-	-	-	-	-	-	-	-	-	-	-	-	-	-	-	-	-	-	-	-	-	-	-	-
Disbursements effected through outright deductions from claims	-	-	-	-	-	-	-	-	-	-	-	-	-	-	-	-	-	-	-	-	-	-	-	-	-	-	-
Overpayment of expenses	-	-	-	-	-	-	-	-	-	-	-	-	-	-	-	-	-	-	-	-	-	-	-	-	-	-	-
Restitution for loss of government property	-	-	-	-	-	-	-	-	-	-	-	-	-	-	-	-	-	-	-	-	-	-	-	-	-	-	-
Liquidated damages and similar claims	-	-	-	-	-	-	-	-	-	-	-	-	-	-	-	-	-	-	-	-	-	-	-	-	-	-	-
Others (TEF, BTr Documentary Stamp Tax, etc.)	-	-	-	-	-	-	-	-	-	-	-	-	-	-	-	-	-	-	-	-	-	-	-	-	-	-	-
TOTAL NON-CASH DISBURSEMENTS	-	-	-	-	-	-	-	-	-	-	-	-	-	-	-	-	-	-	-	-	-	-	-	-	-	-	-
GRAND TOTAL	-	-	-	-	-	-	-	-	-	-	-	-	-	-	-	-	-	-	-	-	-	-	-	-	-	-	-

NO TRANSACTION

SUMMARY:	<u>Previous Report</u>	<u>This month</u>	<u>As at Date</u>		<u>Previous Report</u>	<u>This month</u>	<u>As at Date</u>
Total Disbursement Authorities Received	-	-	-	Total Disbursements Program	-	-	-
NCA	-	-	-	Less: Actual Disbursements	-	-	-
NTA	-	-	-				
Working Fund	-	-	-	(Over)/Under spending			
TRA	-	-	-				
CDC	-	-	-				
NCAA	-	-	-				
Less: Notice of Transfer of Allocations (NTA) issued							
Total Disbursement Authorities Available	-	-	-				
Less:							
Lapsed NCA Disbursements	-	-	-				
Less: Other Non-Cash Disbursements							
Disbursements effected through outright deductions from claims	-	-	-				
Overpayment of expenses	-	-	-				
Restitution for loss of government property	-	-	-				
Liquidated damages and similar claims	-	-	-				
Others (e.g., TEF, BTr Docs Stamp, etc.)	-	-	-				
Add/Less: Adjustments (e.g., cancelled/staled checks)							
Balance of Disbursement Authorities as at date	-	-	-				

Certified Correct:


JOEL G. MACONOCIDO
 Chief Accountant/
 OIC, Administrative and Finance Division

Approved By:



LUCRECIO R. ALVIAR JR., CESO III
 Regional Executive Director

MONTHLY REPORT OF DISBURSEMENTS
For the month of November 2019

Department : DEPARTMENT OF AGRICULTURE
 Agency/Entity : OSEC
 Operating Unit : RFO 1
 Organization Code : 05-001-03-00001
 Fund Cluster : 07 - Trust Receipts

Particulars	Current Year Budget					Prior Year's Budget											Trust Liabilities				Grand Total					Remarks	
	PS	MOOE	FinEx	CO	TOTAL	Prior Years' Accounts Payable					Current Year's Accounts Payable						SUB-TOTAL	PS	MOOE	CO	TOTAL	PS	MOOE	FinEx	CO		TOTAL
						PS	MOOE	FinEx	CO	Sub-Total	PS	MOOE	FinEx	CO	Sub-Total	TOTAL											
1	2	3	4	5	6	7	8	9	10	11	12	13	14	15	16	17	18	19	20	21	22	23	24	25	26	27	28
CASH DISBURSEMENTS																											
Notice of Cash Allocation (NCA)	-	-	-	-	-	-	-	-	-	-	-	-	-	-	-	-	-	-	511,877.89	-	511,877.89	-	511,877.89	-	-	511,877.89	
MDS Check Issued	-	-	-	-	-	-	-	-	-	-	-	-	-	-	-	-	-	-	511,877.89	-	-	-	-	-	-	-	
Advice to Debit Account	-	-	-	-	-	-	-	-	-	-	-	-	-	-	-	-	-	-	-	-	-	-	-	-	-	-	
Notice of Transfer Allocations (NTA)	-	-	-	-	-	-	-	-	-	-	-	-	-	-	-	-	-	-	-	-	-	-	-	-	-	-	
MDS Check Issued	-	-	-	-	-	-	-	-	-	-	-	-	-	-	-	-	-	-	-	-	-	-	-	-	-	-	
Advice to Debit Account	-	-	-	-	-	-	-	-	-	-	-	-	-	-	-	-	-	-	-	-	-	-	-	-	-	-	
Working Fund For FAPs	-	-	-	-	-	-	-	-	-	-	-	-	-	-	-	-	-	-	-	-	-	-	-	-	-	-	
Cash Disbursement Ceiling (CDC)	-	-	-	-	-	-	-	-	-	-	-	-	-	-	-	-	-	-	-	-	-	-	-	-	-	-	
TOTAL CASH DISBURSEMENTS	-	-	-	-	-	-	-	-	-	-	-	-	-	-	-	-	-	-	511,877.89	-	511,877.89	-	511,877.89	-	-	511,877.89	
NON-CASH DISBURSEMENTS																											
Tax Remittance Advices Issued (TRA)	-	-	-	-	-	-	-	-	-	-	-	-	-	-	-	-	-	-	-	-	-	-	-	-	-	-	
Non-Cash Availment Authority (NCAA)	-	-	-	-	-	-	-	-	-	-	-	-	-	-	-	-	-	-	-	-	-	-	-	-	-	-	
Disbursements effected through outright deductions from claims	-	-	-	-	-	-	-	-	-	-	-	-	-	-	-	-	-	-	-	-	-	-	-	-	-	-	
Overpayment of expenses	-	-	-	-	-	-	-	-	-	-	-	-	-	-	-	-	-	-	-	-	-	-	-	-	-	-	
Restitution for loss of government property	-	-	-	-	-	-	-	-	-	-	-	-	-	-	-	-	-	-	-	-	-	-	-	-	-	-	
Liquidated damages and similar claims	-	-	-	-	-	-	-	-	-	-	-	-	-	-	-	-	-	-	-	-	-	-	-	-	-	-	
Others (TEF, BTr Documentary Stamp Tax, etc.)	-	-	-	-	-	-	-	-	-	-	-	-	-	-	-	-	-	-	-	-	-	-	-	-	-	-	
TOTAL NON-CASH DISBURSEMENTS	-	-	-	-	-	-	-	-	-	-	-	-	-	-	-	-	-	-	-	-	-	-	-	-	-	-	
GRAND TOTAL	-	-	-	-	-	-	-	-	-	-	-	-	-	-	-	-	-	-	511,877.89	-	511,877.89	-	511,877.89	-	-	511,877.89	

SUMMARY:	Previous Report	This month	As at Date		Previous Report	This month	As at Date
Total Disbursement Authorities Received	26,544,840.00	-	26,544,840.00	Total Disbursements Program	26,544,840.00	-	26,544,840.00
NCA	26,544,840.00		26,544,840.00	Less: Actual Disbursements	20,310,376.73	511,877.89	20,822,254.62
NTA				(Over)/Under	<u>6,234,463.27</u>	<u>(511,877.89)</u>	<u>5,722,585.38</u>
Working Fund							
TRA							
CDC							
NCAA							
Less: Notice of Transfer of Allocations (NTA) issued							
Total Disbursement Authorities Available	<u>26,544,840.00</u>	<u>-</u>	<u>26,544,840.00</u>				
Less:							
Lapsed NCA Disbursements	20,310,376.73	511,877.89	20,822,254.62				
Less: Other Non-Cash Disbursements							
Disbursements effected through outright deductions from claims							
Overpayment of expenses							
Restitution for loss of government property							
Liquidated damages and similar claims							
Others (e.g., TEF, BTr Docs Stamp, etc.)							
Add/Less: Adjustments (e.g., cancelled/staled checks)							
Balance of Disbursement Authorities as at date	<u>6,234,463.27</u>	<u>(511,877.89)</u>	<u>5,722,585.38</u>				

Certified Correct:


JOEL G. MACONOCIDO
 Chief Accountant/
 OIC, Administrative and Finance Division

Approved By: 


LUCRECIO R. ALVAR JR., CESO III
 Regional Executive Director


MONTHLY REPORT OF DISBURSEMENTS
For the month of December 2019

Department : DEPARTMENT OF AGRICULTURE
 Agency/Entity : OSEC
 Operating Unit : RFO 1
 Organization Code : 05-001-03-00001
 Fund Cluster : 01 - Regular Agency Fund

Particulars	Current Year Budget					Prior Year's Budget											SUB- TOTAL	Trust Liabilities				Grand Total					Remarks	
	PS	MOOE	FinEx	CO	TOTAL	Prior Years' Accounts Payable					Current Year's Accounts Payable					TOTAL		PS	MOOE	CO	TOTAL	PS	MOOE	FinEx	CO	TOTAL		
						PS	MOOE	FinEx	CO	Sub-Total	PS	MOOE	FinEx	CO	Sub-Total													PS
1	2	3	4	5	6	7	8	9	10	11	12	13	14	15	16	17	18	19	20	21	22	23	24	25	26	27	28	
CASH DISBURSEMENTS																												
Notice of Cash Allocation (NCA)	19,154,107.39	300,544,668.53	-	134,855,693.66	454,554,469.58	-	19,932,665.82	-	11,305,914.77	31,238,580.59	-	112,447.50	-	6,245,853.09	6,358,300.59	37,596,881.18	492,151,350.76	-	-	-	-	19,154,107.39	320,589,781.85	-	152,407,461.52	492,151,350.76		
MDS Check Issued	2,997,359.33	178,867,025.59		129,874,685.62	311,739,070.54		10,550,878.57		5,295,677.01	15,846,555.58				15,846,555.58	-	15,846,555.58	327,585,626.12					2,997,359.33	189,417,904.16		135,170,362.63	327,585,626.12		
Advice to Debit Account	16,156,748.06	121,677,642.94		4,981,008.04	142,815,399.04		9,381,787.25		6,010,237.76	15,392,025.01		112,447.50		6,245,853.09	6,358,300.59	21,750,325.60	164,565,724.64					16,156,748.06	131,171,877.69		17,237,098.89	164,565,724.64		
Notice of Transfer Allocations (NTA)																												
MDS Check Issued																												
Advice to Debit Account																												
Working Fund For FAPs																												
Cash Disbursement Ceiling (CDC)																												
TOTAL CASH DISBURSEMENTS	19,154,107.39	300,544,668.53	-	134,855,693.66	454,554,469.58	-	19,932,665.82	-	11,305,914.77	31,238,580.59	-	112,447.50	-	6,245,853.09	6,358,300.59	37,596,881.18	492,151,350.76	-	-	-	-	19,154,107.39	320,589,781.85	-	152,407,461.52	492,151,350.76		
NON-CASH DISBURSEMENTS																												
Tax Remittance Advices Issued (TRA)	1,071,099.08	2,461,267.80		7,148,572.35	10,680,939.23		1,041,264.99		883,787.44	1,925,052.43				357,314.25	357,314.25	2,282,366.68	12,963,305.91					1,071,099.08	3,502,532.79		8,389,674.04	12,963,305.91		
Non-Cash Availment Authority (NCAA)																												
Disbursements effected through outright deductions from claims																												
Overpayment of expenses																												
Restitution for loss of government property																												
Liquidated damages and similar claims																												
Others (TEF, BTr Documentary Stamp Tax, etc.)																												
TOTAL NON-CASH DISBURSEMENTS	1,071,099.08	2,461,267.80	-	7,148,572.35	10,680,939.23	-	1,041,264.99	-	883,787.44	1,925,052.43	-	-	-	357,314.25	357,314.25	2,282,366.68	12,963,305.91	-	-	-	-	1,071,099.08	3,502,532.79	-	8,389,674.04	12,963,305.91		
GRAND TOTAL	20,225,206.47	303,005,936.33	-	142,004,266.01	465,235,408.81	-	20,973,930.81	-	12,189,702.21	33,163,633.02	-	112,447.50	-	6,603,167.34	6,715,614.84	39,879,247.86	505,114,656.67	-	-	-	-	20,225,206.47	324,092,314.64	-	160,797,135.56	505,114,656.67		

SUMMARY:	Previous Report	This month	As at Date	Previous Report	This month	As at Date
Total Disbursement Authorities Received	2,022,737,864.69	410,679,987.91	2,433,417,852.60	Total Disbursements Program	2,022,737,864.69	410,679,987.91
NCA	1,967,410,727.00	397,716,682.00	2,365,127,409.00	Less: Actual Disbursements	1,928,303,195.93	505,114,656.67
NTA				(Over)/Under spending	94,434,668.76	(94,434,668.76)
Working Fund						
TRA	55,327,137.69	12,963,305.91	68,290,443.60			
CDC						
NCAA						
Less: Notice of Transfer of Allocations (NTA) issued						
Total Disbursement Authorities Available	2,022,737,864.69	410,679,987.91	2,433,417,852.60			
Less:						
Lapsed NCA Disbursements	1,928,303,195.93	505,114,656.67	2,433,417,852.60			
Less: Other Non-Cash Disbursements						
Disbursements effected through outright deductions from claims						
Overpayment of expenses						
Restitution for loss of government property						
Liquidated damages and similar claims						
Others (e.g., TEF, BTr Docs Stamp, etc.)						
Add/Less: Adjustments (e.g., cancelled/staled checks)						
Balance of Disbursement Authorities as at date	94,434,668.76	(94,434,668.76)	-			

Certified Correct:

JOEL G. MACONOCIDO
 Chief Accountant/
 OIC, Administrative and Finance Division

Approved By:

LUCRECIO R. ALVIAR, JR., CESO III
 Regional Executive Director


MONTHLY REPORT OF DISBURSEMENTS
For the month of December 2019

Department : DEPARTMENT OF AGRICULTURE
 Agency/Entity : OSEC
 Operating Unit : RFO 1
 Organization Code : 05-001-03-00001
 Fund Cluster : 02 - Foreign Assisted Projects Fund


Particulars	Current Year Budget					Prior Year's Budget											SUB- TOTAL	Trust Liabilities				Grand Total					Remarks
	PS	MOOE	FinEx	CO	TOTAL	Prior Years' Accounts Payable					Current Year's Accounts Payable							PS	MOOE	CO	TOTAL	PS	MOOE	FinEx	CO	TOTAL	
						PS	MOOE	FinEx	CO	Sub-Total	PS	MOOE	FinEx	CO	Sub-Total	TOTAL											
1	2	3	4	5	6	7	8	9	10	11	12	13	14	15	16	17	18	19	20	21	22	23	24	25	26	27	28
CASH DISBURSEMENTS																											
Notice of Cash Allocation (NCA)	-	-	-	-	-	-	-	-	-	-	-	-	-	-	-	-	-	-	-	-	-	-	-	-	-	-	-
MDS Check Issued	-	-	-	-	-	-	-	-	-	-	-	-	-	-	-	-	-	-	-	-	-	-	-	-	-	-	-
Advice to Debit Account	-	-	-	-	-	-	-	-	-	-	-	-	-	-	-	-	-	-	-	-	-	-	-	-	-	-	-
Notice of Transfer Allocations (NTA)	-	-	-	-	-	-	-	-	-	-	-	-	-	-	-	-	-	-	-	-	-	-	-	-	-	-	-
MDS Check Issued	-	-	-	-	-	-	-	-	-	-	-	-	-	-	-	-	-	-	-	-	-	-	-	-	-	-	-
Advice to Debit Account	-	-	-	-	-	-	-	-	-	-	-	-	-	-	-	-	-	-	-	-	-	-	-	-	-	-	-
Working Fund For FAPs	-	-	-	-	-	-	-	-	-	-	-	-	-	-	-	-	-	-	-	-	-	-	-	-	-	-	-
Cash Disbursement Ceiling (CDC)	-	-	-	-	-	-	-	-	-	-	-	-	-	-	-	-	-	-	-	-	-	-	-	-	-	-	-
TOTAL CASH DISBURSEMENTS	-	-	-	-	-	-	-	-	-	-	-	-	-	-	-	-	-	-	-	-	-	-	-	-	-	-	-
NON-CASH DISBURSEMENTS																											
Tax Remittance Advices Issued (TRA)	-	-	-	-	-	-	-	-	-	-	-	-	-	-	-	-	-	-	-	-	-	-	-	-	-	-	-
Non-Cash Availment Authority (NCAA)	-	-	-	-	-	-	-	-	-	-	-	-	-	-	-	-	-	-	-	-	-	-	-	-	-	-	-
Disbursements effected through outright deductions from claims	-	-	-	-	-	-	-	-	-	-	-	-	-	-	-	-	-	-	-	-	-	-	-	-	-	-	-
Overpayment of expenses	-	-	-	-	-	-	-	-	-	-	-	-	-	-	-	-	-	-	-	-	-	-	-	-	-	-	-
Restitution for loss of government property	-	-	-	-	-	-	-	-	-	-	-	-	-	-	-	-	-	-	-	-	-	-	-	-	-	-	-
Liquidated damages and similar claims	-	-	-	-	-	-	-	-	-	-	-	-	-	-	-	-	-	-	-	-	-	-	-	-	-	-	-
Others (TEF, BTr Documentary Stamp Tax, etc.)	-	-	-	-	-	-	-	-	-	-	-	-	-	-	-	-	-	-	-	-	-	-	-	-	-	-	-
TOTAL NON-CASH DISBURSEMENTS	-	-	-	-	-	-	-	-	-	-	-	-	-	-	-	-	-	-	-	-	-	-	-	-	-	-	-
GRAND TOTAL	-	-	-	-	-	-	-	-	-	-	-	-	-	-	-	-	-	-	-	-	-	-	-	-	-	-	-

NO TRANSACTION

SUMMARY:	<u>Previous Report</u>	<u>This month</u>	<u>As at Date</u>		<u>Previous Report</u>	<u>This month</u>	<u>As at Date</u>
Total Disbursement Authorities Received	-	-	-		-	-	-
NCA	-	-	-		-	-	-
NTA	-	-	-		-	-	-
Working Fund	-	-	-		-	-	-
TRA	-	-	-		-	-	-
CDC	-	-	-		-	-	-
NCAA	-	-	-		-	-	-
Less: Notice of Transfer of Allocations (NTA) issued	-	-	-		-	-	-
Total Disbursement Authorities Available	-	-	-		-	-	-
Less:							
Lapsed NCA Disbursements	-	-	-		-	-	-
Less: Other Non-Cash Disbursements							
Disbursements effected through outright deductions from claims	-	-	-		-	-	-
Overpayment of expenses	-	-	-		-	-	-
Restitution for loss of government property	-	-	-		-	-	-
Liquidated damages and similar claims	-	-	-		-	-	-
Others (e.g., TEF, BTr Docs Stamp, etc.)	-	-	-		-	-	-
Add/Less: Adjustments (e.g., cancelled/staled checks)	-	-	-		-	-	-
Balance of Disbursement Authorities as at date	-	-	-		-	-	-

Certified Correct:


JOEL G. MACONOCIDO
 Chief Accountant/
 OIC, Administrative and Finance Division

Approved By:



LUCRECIO R. ALVIAR JR., CESO III
 Regional Executive Director


MONTHLY REPORT OF DISBURSEMENTS
For the month of December 2019

Department : DEPARTMENT OF AGRICULTURE
 Agency/Entity : OSEC
 Operating Unit : RFO 1
 Organization Code : 05-001-03-00001
 Fund Cluster : 07 - Trust Receipts

Particulars	Current Year Budget					Prior Year's Budget											Trust Liabilities				Grand Total					Remarks	
	PS	MOOE	FinEx	CO	TOTAL	Prior Years' Accounts Payable					Current Year's Accounts Payable						SUB-TOTAL	PS	MOOE	CO	TOTAL	PS	MOOE	FinEx	CO		TOTAL
						PS	MOOE	FinEx	CO	Sub-Total	PS	MOOE	FinEx	CO	Sub-Total	TOTAL											
1	2	3	4	5	6	7	8	9	10	11	12	13	14	15	16	17	18	19	20	21	22	23	24	25	26	27	28
CASH DISBURSEMENTS																											
Notice of Cash Allocation (NCA)	-	-	-	-	-	-	-	-	-	-	-	-	-	-	-	-	-	-	5,722,585.38	-	5,722,585.38	-	5,722,585.38	-	-	5,722,585.38	
MDS Check Issued	-	-	-	-	-	-	-	-	-	-	-	-	-	-	-	-	-	-	5,722,585.38	-	-	-	-	-	-	-	
Advice to Debit Account	-	-	-	-	-	-	-	-	-	-	-	-	-	-	-	-	-	-	-	-	-	-	-	-	-	-	
Notice of Transfer Allocations (NTA)	-	-	-	-	-	-	-	-	-	-	-	-	-	-	-	-	-	-	-	-	-	-	-	-	-	-	
MDS Check Issued	-	-	-	-	-	-	-	-	-	-	-	-	-	-	-	-	-	-	-	-	-	-	-	-	-	-	
Advice to Debit Account	-	-	-	-	-	-	-	-	-	-	-	-	-	-	-	-	-	-	-	-	-	-	-	-	-	-	
Working Fund For FAPs	-	-	-	-	-	-	-	-	-	-	-	-	-	-	-	-	-	-	-	-	-	-	-	-	-	-	
Cash Disbursement Ceiling (CDC)	-	-	-	-	-	-	-	-	-	-	-	-	-	-	-	-	-	-	-	-	-	-	-	-	-	-	
TOTAL CASH DISBURSEMENTS	-	-	-	-	-	-	-	-	-	-	-	-	-	-	-	-	-	-	5,722,585.38	-	5,722,585.38	-	5,722,585.38	-	-	5,722,585.38	
NON-CASH DISBURSEMENTS																											
Tax Remittance Advices Issued (TRA)	-	-	-	-	-	-	-	-	-	-	-	-	-	-	-	-	-	-	-	-	-	-	-	-	-	-	
Non-Cash Availment Authority (NCAA)	-	-	-	-	-	-	-	-	-	-	-	-	-	-	-	-	-	-	-	-	-	-	-	-	-	-	
Disbursements effected through outright deductions from claims	-	-	-	-	-	-	-	-	-	-	-	-	-	-	-	-	-	-	-	-	-	-	-	-	-	-	
Overpayment of expenses	-	-	-	-	-	-	-	-	-	-	-	-	-	-	-	-	-	-	-	-	-	-	-	-	-	-	
Restitution for loss of government property	-	-	-	-	-	-	-	-	-	-	-	-	-	-	-	-	-	-	-	-	-	-	-	-	-	-	
Liquidated damages and similar claims	-	-	-	-	-	-	-	-	-	-	-	-	-	-	-	-	-	-	-	-	-	-	-	-	-	-	
Others (TEF, BTr Documentary Stamp Tax, etc.)	-	-	-	-	-	-	-	-	-	-	-	-	-	-	-	-	-	-	-	-	-	-	-	-	-	-	
TOTAL NON-CASH DISBURSEMENTS	-	-	-	-	-	-	-	-	-	-	-	-	-	-	-	-	-	-	-	-	-	-	-	-	-	-	
GRAND TOTAL	-	-	-	-	-	-	-	-	-	-	-	-	-	-	-	-	-	-	5,722,585.38	-	5,722,585.38	-	5,722,585.38	-	-	5,722,585.38	

SUMMARY:	Previous Report	This month	As at Date	Previous Report	This month	As at Date
Total Disbursement Authorities Received	26,544,840.00	-	26,544,840.00	Total Disbursements Program	26,544,840.00	26,544,840.00
NCA	26,544,840.00		26,544,840.00	Less: Actual Disbursements	20,822,254.62	26,544,840.00
NTA				(Over)/Under	5,722,585.38	-
Working Fund					(5,722,585.38)	-
TRA						
CDC						
NCAA						
Less: Notice of Transfer of Allocations (NTA) issued						
Total Disbursement Authorities Available	26,544,840.00	-	26,544,840.00			
Less:						
Lapsed NCA						
Disbursements	20,822,254.62	5,722,585.38	26,544,840.00			
Less: Other Non-Cash Disbursements						
Disbursements effected through outright deductions from claims						
Overpayment of expenses						
Restitution for loss of government property						
Liquidated damages and similar claims						
Others (e.g., TEF, BTr Docs Stamp, etc.)						
Add/Less: Adjustments (e.g., cancelled/staled checks)						
Balance of Disbursement Authorities as at date	5,722,585.38	(5,722,585.38)	-			

Certified Correct:

JOEL G. MACONOCIDO
 Chief Accountant/
 OIC, Administrative and Finance Division

Approved By:

LUCRECIO R. ALVIAR JR., CESO III
 Regional Executive Director