

MONTHLY REPORT OF DISBURSEMENTS
For the month of July 2019

Department: Department of Agriculture (DA)
 Agency: Office of the Secretary
 Operating Unit: Regional Field Unit - I
 Organization Code: 05 001 0300001
 Fund Cluster: 01 Regular Agency Fund

	Current Year Appropriations
	Supplemental Appropriations
	Continuing Appropriations


Particulars	Current Year Budget					Prior Year's Budget											SUB-TOTAL	Trust Liabilities				Grand Total					Remarks	
	PS	MOOE	FinEx	CO	TOTAL	Prior Year's Accounts Payable					Current Year's Accounts Payable					TOTAL		PS	MOOE	CO	TOTAL	PS	MOOE	FinEx	CO	TOTAL		
						PS	MOOE	FinEx	CO	Sub-Total	PS	MOOE	FinEx	CO	Sub-Total													
1	2	3	4	5	6=(2+3+4+5)	7	8	9	10	11=(7+8+9+10)	12	13	14	15	16=(12+13+14+15)	17=(11+16)	18=(6+17)	19	20	21	22=(19+20+21)	23	24	25	26	27=(23+24+25+26)	28	
CASH DISBURSEMENTS	8,109,903.17	31,268,884.48	12,600.00	4,488,441.59	43,879,829.24	0.00	11,858,912.63	0.00	7,192,141.47	19,051,054.10	0.00	0.00	0.00	0.00	0.00	19,051,054.10	62,930,883.34	0.00	0.00	0.00	0.00	8,109,903.17	43,127,797.11	12,600.00	11,680,583.06	62,930,883.34		
Notice of Cash Allocation (NCA)	8,109,903.17	31,268,884.48	12,600.00	4,488,441.59	43,879,829.24	0.00	11,858,912.63	0.00	7,192,141.47	19,051,054.10	0.00	0.00	0.00	0.00	0.00	19,051,054.10	62,930,883.34	0.00	0.00	0.00	0.00	8,109,903.17	43,127,797.11	12,600.00	11,680,583.06	62,930,883.34		
MDS Checks Issued	2,888,138.18	4,934,936.73	12,600.00	0.00	7,835,674.91	0.00	948,404.18	0.00	0.00	948,404.18	0.00	0.00	0.00	0.00	0.00	948,404.18	8,784,079.09	0.00	0.00	0.00	0.00	2,888,138.18	5,883,340.91	12,600.00	0.00	8,784,079.09		
Advice to Debit Account	5,221,764.99	26,333,947.75	0.00	4,488,441.59	36,044,154.33	0.00	10,910,508.45	0.00	7,192,141.47	18,102,649.92	0.00	0.00	0.00	0.00	0.00	18,102,649.92	54,146,804.25	0.00	0.00	0.00	0.00	5,221,764.99	37,244,456.20	0.00	11,680,583.06	54,146,804.25		
Notice of Transfer Allocations (NTA)	0.00	0.00	0.00	0.00	0.00	0.00	0.00	0.00	0.00	0.00	0.00	0.00	0.00	0.00	0.00	0.00	0.00	0.00	0.00	0.00	0.00	0.00	0.00	0.00	0.00	0.00	0.00	
MDS Checks Issued	0.00	0.00	0.00	0.00	0.00	0.00	0.00	0.00	0.00	0.00	0.00	0.00	0.00	0.00	0.00	0.00	0.00	0.00	0.00	0.00	0.00	0.00	0.00	0.00	0.00	0.00	0.00	
Advice to Debit Account	0.00	0.00	0.00	0.00	0.00	0.00	0.00	0.00	0.00	0.00	0.00	0.00	0.00	0.00	0.00	0.00	0.00	0.00	0.00	0.00	0.00	0.00	0.00	0.00	0.00	0.00	0.00	
Working Fund for FAPs	0.00	0.00	0.00	0.00	0.00	0.00	0.00	0.00	0.00	0.00	0.00	0.00	0.00	0.00	0.00	0.00	0.00	0.00	0.00	0.00	0.00	0.00	0.00	0.00	0.00	0.00	0.00	
Cash Disbursement Ceiling (CDC)	0.00	0.00	0.00	0.00	0.00	0.00	0.00	0.00	0.00	0.00	0.00	0.00	0.00	0.00	0.00	0.00	0.00	0.00	0.00	0.00	0.00	0.00	0.00	0.00	0.00	0.00	0.00	
TOTAL CASH DISBURSEMENTS	8,109,903.17	31,268,884.48	12,600.00	4,488,441.59	43,879,829.24	0.00	11,858,912.63	0.00	7,192,141.47	19,051,054.10	0.00	0.00	0.00	0.00	0.00	19,051,054.10	62,930,883.34	0.00	0.00	0.00	0.00	8,109,903.17	43,127,797.11	12,600.00	11,680,583.06	62,930,883.34		
NON-CASH DISBURSEMENTS	604,995.97	533,955.19	0.00	4,400.00	1,143,351.16	0.00	84,840.35	0.00	360,584.52	445,424.87	0.00	557,353.20	0.00	0.00	557,353.20	1,002,778.07	2,146,129.23	0.00	0.00	0.00	0.00	604,995.97	1,176,148.74	0.00	364,984.52	2,146,129.23		
Tax Remittance Advices Issued (TRA)	604,995.97	533,955.19	0.00	4,400.00	1,143,351.16	0.00	84,840.35	0.00	360,584.52	445,424.87	0.00	557,353.20	0.00	0.00	557,353.20	1,002,778.07	2,146,129.23	0.00	0.00	0.00	0.00	604,995.97	1,176,148.74	0.00	364,984.52	2,146,129.23		
Non-Cash Availment Authority (NCAA)	0.00	0.00	0.00	0.00	0.00	0.00	0.00	0.00	0.00	0.00	0.00	0.00	0.00	0.00	0.00	0.00	0.00	0.00	0.00	0.00	0.00	0.00	0.00	0.00	0.00	0.00	0.00	
Disbursements effected through outright deductions from claims (please specify...)	0.00	0.00	0.00	0.00	0.00	0.00	0.00	0.00	0.00	0.00	0.00	0.00	0.00	0.00	0.00	0.00	0.00	0.00	0.00	0.00	0.00	0.00	0.00	0.00	0.00	0.00	0.00	
Overpayment of expenses (e.g. personnel benefits)	0.00	0.00	0.00	0.00	0.00	0.00	0.00	0.00	0.00	0.00	0.00	0.00	0.00	0.00	0.00	0.00	0.00	0.00	0.00	0.00	0.00	0.00	0.00	0.00	0.00	0.00	0.00	
Restitution for loss of government property	0.00	0.00	0.00	0.00	0.00	0.00	0.00	0.00	0.00	0.00	0.00	0.00	0.00	0.00	0.00	0.00	0.00	0.00	0.00	0.00	0.00	0.00	0.00	0.00	0.00	0.00	0.00	
Liquidated damages and similar claims	0.00	0.00	0.00	0.00	0.00	0.00	0.00	0.00	0.00	0.00	0.00	0.00	0.00	0.00	0.00	0.00	0.00	0.00	0.00	0.00	0.00	0.00	0.00	0.00	0.00	0.00	0.00	
Others (TEF, BTr-Documentary Stamp Tax, etc.)	0.00	0.00	0.00	0.00	0.00	0.00	0.00	0.00	0.00	0.00	0.00	0.00	0.00	0.00	0.00	0.00	0.00	0.00	0.00	0.00	0.00	0.00	0.00	0.00	0.00	0.00	0.00	
TOTAL NON-CASH DISBURSEMENTS	604,995.97	533,955.19	0.00	4,400.00	1,143,351.16	0.00	84,840.35	0.00	360,584.52	445,424.87	0.00	557,353.20	0.00	0.00	557,353.20	1,002,778.07	2,146,129.23	0.00	0.00	0.00	0.00	604,995.97	1,176,148.74	0.00	364,984.52	2,146,129.23		
GRAND TOTAL	8,714,899.14	31,802,839.67	12,600.00	4,492,841.59	45,023,180.40	0.00	11,943,752.98	0.00	7,552,725.99	19,496,478.97	0.00	557,353.20	0.00	0.00	557,353.20	20,053,832.17	65,077,012.57	0.00	0.00	0.00	0.00	8,714,899.14	44,303,945.85	12,600.00	12,045,567.58	65,077,012.57		

SUMMARY


Particulars	Previous Report	This Month	As at Date
(1)	(2)	(3)	(4)
Total Disbursement Authorities Received	0.00	0.00	0.00
NCA	517,131,336.00	257,759,175.00	774,890,511.00
NTA	0.00	0.00	0.00
Working Fund	0.00	0.00	0.00
TRA	10,640,867.44	2,146,129.23	12,786,996.67
CDC	0.00	0.00	0.00
NCAA	0.00	0.00	0.00
Less: Notice of Transfer of Allocations (NTA)* issued	0.00	0.00	0.00
Total Disbursement Authorities Available	527,772,203.44	259,905,304.23	787,677,507.67
Less:	0.00	0.00	0.00
Lapsed NCA	0.00	0.00	0.00
Disbursements	527,772,203.44	65,077,012.57	592,849,216.01
Less: Other Non-Cash Disbursements	0.00	0.00	0.00
Disbursements effected through outright deductions from claims	0.00	0.00	0.00
Overpayment of expenses (e.g. personnel benefits)	0.00	0.00	0.00
Restitution for loss of government property	0.00	0.00	0.00
Liquidated damages and similar claims	0.00	0.00	0.00
Others (e.g. TEF, BTr, Docs Stamp, etc.)	0.00	0.00	0.00
Add/Less: Adjustments (e.g. cancelled/staled checks)	0.00	0.00	0.00
Balance of Disbursement Authorities as at date	0.00	194,828,291.66	194,828,291.66
Total Disbursements Program	527,772,203.44	259,905,304.23	787,677,507.67
Less: *Actual Disbursements	527,772,203.44	65,077,012.57	592,849,216.01
(Over)/Under spending	0.00	194,828,291.66	194,828,291.66

Notes: * The use of NTA is discouraged
 Notes: ** Amounts should tally with the grand total disbursement (column 27).

Certified Correct:


JOEL G. MACANOCIDO
 Chief, Accounting Section/
 OIC - Administrative and Finance Division
 Date: _____

Approved By:


LINOCICIO R. ALVIAR, JR., CESO III
 Regional Executive Director
 Date: _____

MONTHLY REPORT OF DISBURSEMENTS
For the month of August 2019

Department: Department of Agriculture (DA)
 Agency: Office of the Secretary
 Operating Unit: Regional Field Unit - I
 Organization Code: 05 001 0300001
 Fund Cluster: 01 Regular Agency Fund

	Current Year Appropriations
	Supplemental Appropriations
	Continuing Appropriations


Particulars	Current Year Budget					Prior Year's Budget											SUB-TOTAL	Trust Liabilities				Grand Total					Remarks	
	PS	MOOE	FinEx	CO	TOTAL	Prior Year's Accounts Payable					Current Year's Accounts Payable					TOTAL		PS	MOOE	CO	TOTAL	PS	MOOE	FinEx	CO	TOTAL		
						PS	MOOE	FinEx	CO	Sub-Total	PS	MOOE	FinEx	CO	Sub-Total													
1	2	3	4	5	6=(2+3+4+5)	7	8	9	10	11=(7+8+9+10)	12	13	14	15	16=(12+13+14+15)	17=(11+16)	18=(6+17)	19	20	21	22=(19+20+21)	23	24	25	26	27=(23+24+25+26)	28	
CASH DISBURSEMENTS	4,681,378.48	72,229,763.16	20,800.00	12,772,757.38	89,704,699.02	0.00	14,586,513.75	0.00	2,184,069.29	16,770,583.04	0.00	43,333,640.00	0.00	120,768,814.29	164,102,454.29	180,873,037.33	270,577,736.35	0.00	0.00	0.00	0.00	4,681,378.48	130,149,916.91	20,800.00	135,725,640.96	270,577,736.35		
Notice of Cash Allocation (NCA)	4,681,378.48	72,229,763.16	20,800.00	12,772,757.38	89,704,699.02	0.00	14,586,513.75	0.00	2,184,069.29	16,770,583.04	0.00	43,333,640.00	0.00	120,768,814.29	164,102,454.29	180,873,037.33	270,577,736.35	0.00	0.00	0.00	0.00	4,681,378.48	130,149,916.91	20,800.00	135,725,640.96	270,577,736.35		
MDS Checks Issued	0.00	3,617,172.94	20,800.00	0.00	3,637,972.94	0.00	448,336.44	0.00	0.00	448,336.44	0.00	0.00	0.00	0.00	0.00	448,336.44	4,086,309.38	0.00	0.00	0.00	0.00	0.00	4,065,509.38	20,800.00	0.00	4,086,309.38		
Advice to Debit Account	4,681,378.48	68,612,590.22	0.00	12,772,757.38	86,066,726.08	0.00	14,138,177.31	0.00	2,184,069.29	16,322,246.60	0.00	43,333,640.00	0.00	120,768,814.29	164,102,454.29	180,424,700.89	266,491,426.97	0.00	0.00	0.00	0.00	4,681,378.48	126,084,407.53	0.00	135,725,640.96	266,491,426.97		
Notice of Transfer Allocations (NTA)	0.00	0.00	0.00	0.00	0.00	0.00	0.00	0.00	0.00	0.00	0.00	0.00	0.00	0.00	0.00	0.00	0.00	0.00	0.00	0.00	0.00	0.00	0.00	0.00	0.00	0.00	0.00	
MDS Checks Issued	0.00	0.00	0.00	0.00	0.00	0.00	0.00	0.00	0.00	0.00	0.00	0.00	0.00	0.00	0.00	0.00	0.00	0.00	0.00	0.00	0.00	0.00	0.00	0.00	0.00	0.00	0.00	
Advice to Debit Account	0.00	0.00	0.00	0.00	0.00	0.00	0.00	0.00	0.00	0.00	0.00	0.00	0.00	0.00	0.00	0.00	0.00	0.00	0.00	0.00	0.00	0.00	0.00	0.00	0.00	0.00	0.00	
Working Fund for FAPs	0.00	0.00	0.00	0.00	0.00	0.00	0.00	0.00	0.00	0.00	0.00	0.00	0.00	0.00	0.00	0.00	0.00	0.00	0.00	0.00	0.00	0.00	0.00	0.00	0.00	0.00	0.00	
Cash Disbursement Ceiling (CDC)	0.00	0.00	0.00	0.00	0.00	0.00	0.00	0.00	0.00	0.00	0.00	0.00	0.00	0.00	0.00	0.00	0.00	0.00	0.00	0.00	0.00	0.00	0.00	0.00	0.00	0.00	0.00	
TOTAL CASH DISBURSEMENTS	4,681,378.48	72,229,763.16	20,800.00	12,772,757.38	89,704,699.02	0.00	14,586,513.75	0.00	2,184,069.29	16,770,583.04	0.00	43,333,640.00	0.00	120,768,814.29	164,102,454.29	180,873,037.33	270,577,736.35	0.00	0.00	0.00	0.00	4,681,378.48	130,149,916.91	20,800.00	135,725,640.96	270,577,736.35		
NON-CASH DISBURSEMENTS	604,995.97	676,299.92	0.00	0.00	1,281,295.89	0.00	57,013.40	0.00	278,673.77	335,687.17	0.00	0.00	0.00	0.00	0.00	335,687.17	1,616,983.06	0.00	0.00	0.00	0.00	604,995.97	733,313.32	0.00	278,673.77	1,616,983.06		
Tax Remittance Advices Issued (TRA)	604,995.97	676,299.92	0.00	0.00	1,281,295.89	0.00	57,013.40	0.00	278,673.77	335,687.17	0.00	0.00	0.00	0.00	0.00	335,687.17	1,616,983.06	0.00	0.00	0.00	0.00	604,995.97	733,313.32	0.00	278,673.77	1,616,983.06		
Non-Cash Availment Authority (NCAA)	0.00	0.00	0.00	0.00	0.00	0.00	0.00	0.00	0.00	0.00	0.00	0.00	0.00	0.00	0.00	0.00	0.00	0.00	0.00	0.00	0.00	0.00	0.00	0.00	0.00	0.00	0.00	
Disbursements effected through outright deductions from claims (please specify...)	0.00	0.00	0.00	0.00	0.00	0.00	0.00	0.00	0.00	0.00	0.00	0.00	0.00	0.00	0.00	0.00	0.00	0.00	0.00	0.00	0.00	0.00	0.00	0.00	0.00	0.00	0.00	
Overpayment of expenses (e.g. personnel benefits)	0.00	0.00	0.00	0.00	0.00	0.00	0.00	0.00	0.00	0.00	0.00	0.00	0.00	0.00	0.00	0.00	0.00	0.00	0.00	0.00	0.00	0.00	0.00	0.00	0.00	0.00	0.00	
Restitution for loss of government property	0.00	0.00	0.00	0.00	0.00	0.00	0.00	0.00	0.00	0.00	0.00	0.00	0.00	0.00	0.00	0.00	0.00	0.00	0.00	0.00	0.00	0.00	0.00	0.00	0.00	0.00	0.00	
Liquidated damages and similar claims	0.00	0.00	0.00	0.00	0.00	0.00	0.00	0.00	0.00	0.00	0.00	0.00	0.00	0.00	0.00	0.00	0.00	0.00	0.00	0.00	0.00	0.00	0.00	0.00	0.00	0.00	0.00	
Others (TEF, BTr-Documentary Stamp Tax, etc.)	0.00	0.00	0.00	0.00	0.00	0.00	0.00	0.00	0.00	0.00	0.00	0.00	0.00	0.00	0.00	0.00	0.00	0.00	0.00	0.00	0.00	0.00	0.00	0.00	0.00	0.00	0.00	
TOTAL NON-CASH DISBURSEMENTS	604,995.97	676,299.92	0.00	0.00	1,281,295.89	0.00	57,013.40	0.00	278,673.77	335,687.17	0.00	0.00	0.00	0.00	0.00	335,687.17	1,616,983.06	0.00	0.00	0.00	0.00	604,995.97	733,313.32	0.00	278,673.77	1,616,983.06		
GRAND TOTAL	5,286,374.45	72,906,063.08	20,800.00	12,772,757.38	90,985,994.91	0.00	14,643,527.15	0.00	2,462,743.06	17,106,270.21	0.00	43,333,640.00	0.00	120,768,814.29	164,102,454.29	181,208,724.50	272,194,719.41	0.00	0.00	0.00	0.00	5,286,374.45	130,883,230.23	20,800.00	136,004,314.73	272,194,719.41		

SUMMARY

Particulars	Previous Report	This Month	As at Date
(1)	(2)	(3)	(4)
Total Disbursement Authorities Received	0.00	0.00	0.00
NCA	774,890,511.00	828,743,216.00	1,603,633,727.00
NTA	0.00	0.00	0.00
Working Fund	0.00	0.00	0.00
TRA	12,786,996.67	1,616,983.06	14,403,979.73
CDC	0.00	0.00	0.00
NCAA	0.00	0.00	0.00
Less: Notice of Transfer of Allocations (NTA)* issued	0.00	0.00	0.00
Total Disbursement Authorities Available	787,677,507.67	830,360,199.06	1,618,037,706.73
Less:	0.00	0.00	0.00
Lapsed NCA	0.00	0.00	0.00
Disbursements	592,849,216.01	272,194,719.41	865,043,935.42
Less: Other Non-Cash Disbursements	0.00	0.00	0.00
Disbursements effected through outright deductions from claims	0.00	0.00	0.00
Overpayment of expenses (e.g. personnel benefits)	0.00	0.00	0.00
Restitution for loss of government property	0.00	0.00	0.00
Liquidated damages and similar claims	0.00	0.00	0.00
Others (e.g. TEF, BTr, Docs Stamp, etc.)	0.00	0.00	0.00
Add/Less: Adjustments (e.g. cancelled/staled checks)	0.00	0.00	0.00
Balance of Disbursement Authorities as at date	194,828,291.66	558,165,479.65	752,993,771.31
Total Disbursements Program	787,677,507.67	830,360,199.06	1,618,037,706.73
Less: *Actual Disbursements	592,849,216.01	272,194,719.41	865,043,935.42
(Over)/Under spending	194,828,291.66	558,165,479.65	752,993,771.31

Notes: * The use of NTA is discouraged
 Notes: ** Amounts should tally with the grand total disbursement (column 27).

Certified Correct:


JOEL G. MACONCIDO
 Chief, Accounting Section/
 OIC - Administrative and Finance Division
 Date: _____

Approved By:


NURECIO R. ALVIAR, JR., CISO III
 Regional Executive Director
 Date: _____

MONTHLY REPORT OF DISBURSEMENTS
For the month of September 2019

Department: Department of Agriculture (DA)
 Agency: Office of the Secretary
 Operating Unit: Regional Field Unit - I
 Organization Code: 05 001 0300001
 Fund Cluster: 01 Regular Agency Fund

	Current Year Appropriations
	Supplemental Appropriations
	Continuing Appropriations


Particulars	Current Year Budget					Prior Year's Budget											SUB-TOTAL	Trust Liabilities				Grand Total					Remarks	
	PS	MOOE	FinEx	CO	TOTAL	Prior Year's Accounts Payable					Current Year's Accounts Payable					TOTAL		PS	MOOE	CO	TOTAL	PS	MOOE	FinEx	CO	TOTAL		
						PS	MOOE	FinEx	CO	Sub-Total	PS	MOOE	FinEx	CO	Sub-Total													
1	2	3	4	5	6=(2+3+4+5)	7	8	9	10	11=(7+8+9+10)	12	13	14	15	16=(12+13+14+15)	17=(11+16)	18=(6+17)	19	20	21	22=(19+20+21)	23	24	25	26	27=(23+24+25+26)	28	
CASH DISBURSEMENTS	11,971,842.96	184,371,752.16	0.00	218,517,863.55	414,861,458.67	112,031.25	27,498,446.63	0.00	37,320,035.70	64,930,513.58	0.00	32,250.00	0.00	436,446,549.06	436,478,799.06	501,409,312.64	916,270,771.31	0.00	0.00	0.00	0.00	12,083,874.21	211,902,448.79	0.00	692,284,448.31	916,270,771.31		
Notice of Cash Allocation (NCA)	11,971,842.96	184,371,752.16	0.00	218,517,863.55	414,861,458.67	112,031.25	27,498,446.63	0.00	37,320,035.70	64,930,513.58	0.00	32,250.00	0.00	436,446,549.06	436,478,799.06	501,409,312.64	916,270,771.31	0.00	0.00	0.00	0.00	12,083,874.21	211,902,448.79	0.00	692,284,448.31	916,270,771.31		
MDS Checks Issued	5,880,726.43	16,004,285.90	0.00	28,294,665.39	50,179,677.72	0.00	0.00	0.00	0.00	0.00	0.00	0.00	0.00	47,633,028.00	47,633,028.00	47,633,028.00	97,812,705.72	0.00	0.00	0.00	0.00	5,880,726.43	16,004,285.90	0.00	75,927,693.39	97,812,705.72		
Advice to Debit Account	6,091,116.53	168,367,466.26	0.00	190,223,198.16	364,681,780.95	112,031.25	27,498,446.63	0.00	37,320,035.70	64,930,513.58	0.00	32,250.00	0.00	388,813,521.06	388,845,771.06	453,776,284.64	818,458,065.59	0.00	0.00	0.00	0.00	6,203,147.78	195,898,162.89	0.00	616,356,754.92	818,458,065.59		
Notice of Transfer Allocations (NTA)	0.00	0.00	0.00	0.00	0.00	0.00	0.00	0.00	0.00	0.00	0.00	0.00	0.00	0.00	0.00	0.00	0.00	0.00	0.00	0.00	0.00	0.00	0.00	0.00	0.00	0.00	0.00	
MDS Checks Issued	0.00	0.00	0.00	0.00	0.00	0.00	0.00	0.00	0.00	0.00	0.00	0.00	0.00	0.00	0.00	0.00	0.00	0.00	0.00	0.00	0.00	0.00	0.00	0.00	0.00	0.00	0.00	
Advice to Debit Account	0.00	0.00	0.00	0.00	0.00	0.00	0.00	0.00	0.00	0.00	0.00	0.00	0.00	0.00	0.00	0.00	0.00	0.00	0.00	0.00	0.00	0.00	0.00	0.00	0.00	0.00	0.00	
Working Fund for FAPs	0.00	0.00	0.00	0.00	0.00	0.00	0.00	0.00	0.00	0.00	0.00	0.00	0.00	0.00	0.00	0.00	0.00	0.00	0.00	0.00	0.00	0.00	0.00	0.00	0.00	0.00	0.00	
Cash Disbursement Ceiling (CDC)	0.00	0.00	0.00	0.00	0.00	0.00	0.00	0.00	0.00	0.00	0.00	0.00	0.00	0.00	0.00	0.00	0.00	0.00	0.00	0.00	0.00	0.00	0.00	0.00	0.00	0.00	0.00	
TOTAL CASH DISBURSEMENTS	11,971,842.96	184,371,752.16	0.00	218,517,863.55	414,861,458.67	112,031.25	27,498,446.63	0.00	37,320,035.70	64,930,513.58	0.00	32,250.00	0.00	436,446,549.06	436,478,799.06	501,409,312.64	916,270,771.31	0.00	0.00	0.00	0.00	12,083,874.21	211,902,448.79	0.00	692,284,448.31	916,270,771.31		
NON-CASH DISBURSEMENTS	659,770.89	896,431.05	0.00	370,381.89	1,926,583.83	0.00	276,162.23	0.00	667,948.17	944,110.40	0.00	442,180.00	0.00	5,621,785.71	6,063,965.71	7,008,076.11	8,934,659.94	0.00	0.00	0.00	0.00	659,770.89	1,614,773.28	0.00	6,660,115.77	8,934,659.94		
Tax Remittance Advices Issued (TRA)	659,770.89	896,431.05	0.00	370,381.89	1,926,583.83	0.00	276,162.23	0.00	667,948.17	944,110.40	0.00	442,180.00	0.00	5,621,785.71	6,063,965.71	7,008,076.11	8,934,659.94	0.00	0.00	0.00	0.00	659,770.89	1,614,773.28	0.00	6,660,115.77	8,934,659.94		
Non-Cash Availment Authority (NCAA)	0.00	0.00	0.00	0.00	0.00	0.00	0.00	0.00	0.00	0.00	0.00	0.00	0.00	0.00	0.00	0.00	0.00	0.00	0.00	0.00	0.00	0.00	0.00	0.00	0.00	0.00	0.00	
Disbursements effected through outright deductions from claims (please specify...)	0.00	0.00	0.00	0.00	0.00	0.00	0.00	0.00	0.00	0.00	0.00	0.00	0.00	0.00	0.00	0.00	0.00	0.00	0.00	0.00	0.00	0.00	0.00	0.00	0.00	0.00	0.00	
Overpayment of expenses (e.g. personnel benefits)	0.00	0.00	0.00	0.00	0.00	0.00	0.00	0.00	0.00	0.00	0.00	0.00	0.00	0.00	0.00	0.00	0.00	0.00	0.00	0.00	0.00	0.00	0.00	0.00	0.00	0.00	0.00	
Restitution for loss of government property	0.00	0.00	0.00	0.00	0.00	0.00	0.00	0.00	0.00	0.00	0.00	0.00	0.00	0.00	0.00	0.00	0.00	0.00	0.00	0.00	0.00	0.00	0.00	0.00	0.00	0.00	0.00	
Liquidated damages and similar claims	0.00	0.00	0.00	0.00	0.00	0.00	0.00	0.00	0.00	0.00	0.00	0.00	0.00	0.00	0.00	0.00	0.00	0.00	0.00	0.00	0.00	0.00	0.00	0.00	0.00	0.00	0.00	
Others (TEF, BTr-Documentary Stamp Tax, etc.)	0.00	0.00	0.00	0.00	0.00	0.00	0.00	0.00	0.00	0.00	0.00	0.00	0.00	0.00	0.00	0.00	0.00	0.00	0.00	0.00	0.00	0.00	0.00	0.00	0.00	0.00	0.00	
TOTAL NON-CASH DISBURSEMENTS	659,770.89	896,431.05	0.00	370,381.89	1,926,583.83	0.00	276,162.23	0.00	667,948.17	944,110.40	0.00	442,180.00	0.00	5,621,785.71	6,063,965.71	7,008,076.11	8,934,659.94	0.00	0.00	0.00	0.00	659,770.89	1,614,773.28	0.00	6,660,115.77	8,934,659.94		
GRAND TOTAL	12,631,613.85	185,268,183.21	0.00	218,888,245.44	416,788,042.50	112,031.25	27,774,608.86	0.00	37,987,983.87	65,874,623.98	0.00	474,430.00	0.00	442,068,334.77	442,542,764.77	508,417,388.75	925,205,431.25	0.00	0.00	0.00	0.00	12,743,645.10	213,517,222.07	0.00	698,944,564.08	925,205,431.25		

SUMMARY

Particulars	Previous Report	This Month	As at Date
(1)	(2)	(3)	(4)
Total Disbursement Authorities Received	0.00	0.00	0.00
NCA	1,603,633,727.00	163,277,000.00	1,766,910,727.00
NTA	0.00	0.00	0.00
Working Fund	0.00	0.00	0.00
TRA	14,403,979.73	8,934,659.94	23,338,639.67
CDC	0.00	0.00	0.00
NCAA	0.00	0.00	0.00
Less: Notice of Transfer of Allocations (NTA)* issued	0.00	0.00	0.00
Total Disbursement Authorities Available	1,618,037,706.73	172,211,659.94	1,790,249,366.67
Less:	0.00	0.00	0.00
Lapsed NCA	0.00	0.00	0.00
Disbursements	865,043,935.42	925,205,431.25	1,790,249,366.67
Less: Other Non-Cash Disbursements	0.00	0.00	0.00
Disbursements effected through outright deductions from claims	0.00	0.00	0.00
Overpayment of expenses (e.g. personnel benefits)	0.00	0.00	0.00
Restitution for loss of government property	0.00	0.00	0.00
Liquidated damages and similar claims	0.00	0.00	0.00
Others (e.g. TEF, BTr, Docs Stamp, etc.)	0.00	0.00	0.00
Add/Less: Adjustments (e.g. cancelled/staled checks)	0.00	0.00	0.00
Balance of Disbursement Authorities as at date	752,993,771.31	(-752,993,771.31)	0.00
Total Disbursements Program	1,618,037,706.73	172,211,659.94	1,790,249,366.67
Less: *Actual Disbursements	713,084,412.05	859,330,807.27	1,572,415,219.32
(Over)/Under spending	752,993,771.31	(-752,993,771.31)	0.00

Notes: * The use of NTA is discouraged
 Notes: ** Amounts should tally with the grand total disbursement (column 27).

Certified Correct:


JOEL G. MACANOCIDO
 Chief, Accounting Section/
 OIC - Administrative and Finance Division
 Date: _____

Approved By:


LUCRECIO R. ALVAR, JR., CESO III
 Regional Executive Director
 Date: _____