

STATEMENT OF APPROPRIATIONS, ALLOTMENTS, OBLIGATIONS, DISBURSEMENTS AND BALANCES
As of the Quarter Ending June 30, 2019

Department: Department of Agriculture (DA)
Agency: Office of the Secretary
Operating Unit: REGION I
Organization Code (UACS): 050010000000
Fund Cluster: 01 - Regular Agency Fund

Authorization: 01 - Current Year Appropriations
Report Status: ALL

Particulars	UACS CODE	Appropriation			Allotments				
		Authorized Appropriation	Adjustments (Transfer (To)/From, Realignment)	Adjusted Appropriations	Allotments Received	Adjustments (Withdrawal, Realignment)	Transfer To	Transfer From	Adjusted Total Allotments
1	2	3	4	5=(3+4)	6	7	8	9	10=[{6+(-)7}-8+9]
I. Agency Specific Budget		2,140,456,000.00	-803,500,000.00	1,336,956,000.00	1,333,431,000.00	0.00	0.00	0.00	1,333,431,000.00
Specific Budgets of National Government Agencies	1101101	2,140,456,000.00	-803,500,000.00	1,336,956,000.00	1,333,431,000.00	0.00	0.00	0.00	1,333,431,000.00
General Administration and Support	1000000000000000	44,021,000.00	0.00	44,021,000.00	43,496,000.00	0.00	0.00	0.00	43,496,000.00
General management and supervision	100000100001000	43,496,000.00	0.00	43,496,000.00	43,496,000.00	0.00	0.00	0.00	43,496,000.00
PS		28,950,000.00		28,950,000.00	28,950,000.00				28,950,000.00
MOOE		14,506,000.00		14,506,000.00	14,506,000.00				14,506,000.00
FINEX		40,000.00		40,000.00	40,000.00				40,000.00
CO				0.00					0.00
Administration of Personnel Benefits	100000100002000	525,000.00	0.00	525,000.00	0.00	0.00	0.00	0.00	0.00
PS		525,000.00		525,000.00					0.00
Support to Operations	2000000000000000	165,638,000.00	0.00	165,638,000.00	165,638,000.00	0.00	0.00	0.00	165,638,000.00
Information and Communication Technology (ICT) management support	200000100003000	20,325,000.00	0.00	20,325,000.00	20,325,000.00	0.00	0.00	0.00	20,325,000.00
PS				0.00					0.00
MOOE		29,000.00		29,000.00	29,000.00				29,000.00
CO		20,296,000.00		20,296,000.00	20,296,000.00				20,296,000.00
Development of organizational policies, plans and procedures	200000100005000	17,135,000.00	0.00	17,135,000.00	17,135,000.00	0.00	0.00	0.00	17,135,000.00
PS		7,219,000.00		7,219,000.00	7,219,000.00				7,219,000.00
MOOE		9,916,000.00		9,916,000.00	9,916,000.00				9,916,000.00
Operation and maintenance of the integrated laboratories	200000100008000	63,985,000.00	0.00	63,985,000.00	63,985,000.00	0.00	0.00	0.00	63,985,000.00
PS				0.00					0.00
MOOE		22,265,000.00		22,265,000.00	22,265,000.00				22,265,000.00
CO		41,720,000.00		41,720,000.00	41,720,000.00				41,720,000.00
Field program management activities	200000100009000	64,193,000.00	0.00	64,193,000.00	64,193,000.00	0.00	0.00	0.00	64,193,000.00
PS				0.00					0.00
MOOE		63,313,000.00		63,313,000.00	63,313,000.00				63,313,000.00
FINEX				0.00					0.00
CO		880,000.00		880,000.00	880,000.00				880,000.00

Particulars	UACS CODE	Appropriation			Allotments				
		Authorized Appropriation	Adjustments (Transfer (To)/From, Realignment)	Adjusted Appropriations	Allotments Received	Adjustments (Withdrawal, Realignment)	Transfer To	Transfer From	Adjusted Total Allotments
1	2	3	4	5=(3+4)	6	7	8	9	10=[6+(-)7]-8+9]
Operations	3000000000000000	1,930,797,000.00	-803,500,000.00	1,127,297,000.00	1,124,297,000.00	0.00	0.00	0.00	1,124,297,000.00
OO : Productivity in the agricultural sector increased	3100000000000000	1,930,797,000.00	-803,500,000.00	1,127,297,000.00	1,124,297,000.00	0.00	0.00	0.00	1,124,297,000.00
TECHNICAL AND SUPPORT SERVICES PROGRAM	3101000000000000	608,558,000.00	0.00	608,558,000.00	608,558,000.00	0.00	0.00	0.00	608,558,000.00
PRODUCTION SUPPORT SERVICES (PSS) SUB-PROGRAM	3101010000000000	322,215,000.00	0.00	322,215,000.00	322,215,000.00	0.00	0.00	0.00	322,215,000.00
PSS on the National Rice Program	310101100001000	196,670,000.00	0.00	196,670,000.00	196,670,000.00	0.00	0.00	0.00	196,670,000.00
MOOE		176,070,000.00		176,070,000.00	176,070,000.00				176,070,000.00
CO		20,600,000.00		20,600,000.00	20,600,000.00				20,600,000.00
PSS on the National Livestock Program	310101100002000	21,674,000.00	0.00	21,674,000.00	21,674,000.00	0.00	0.00	0.00	21,674,000.00
MOOE		11,044,000.00		11,044,000.00	11,044,000.00				11,044,000.00
CO		10,630,000.00		10,630,000.00	10,630,000.00				10,630,000.00
PSS on the National Corn Program	310101100003000	11,435,000.00	0.00	11,435,000.00	11,435,000.00	0.00	0.00	0.00	11,435,000.00
MOOE		11,435,000.00		11,435,000.00	11,435,000.00				11,435,000.00
CO				0.00					0.00
PSS on the National High-Value Crops Development Program	310101100004000	40,527,000.00	0.00	40,527,000.00	40,527,000.00	0.00	0.00	0.00	40,527,000.00
MOOE		40,527,000.00		40,527,000.00	40,527,000.00				40,527,000.00
CO				0.00					0.00
PSS on the Promotion and Development of Organic Agriculture Program	310101100005000	8,076,000.00	0.00	8,076,000.00	8,076,000.00	0.00	0.00	0.00	8,076,000.00
MOOE		7,524,000.00		7,524,000.00	7,524,000.00				7,524,000.00
CO		552,000.00		552,000.00	552,000.00				552,000.00
Other production support services activities	310101100006000	43,833,000.00	0.00	43,833,000.00	43,833,000.00	0.00	0.00	0.00	43,833,000.00
PS		36,386,000.00		36,386,000.00	36,386,000.00				36,386,000.00
MOOE		7,447,000.00		7,447,000.00	7,447,000.00				7,447,000.00
MARKET DEVELOPMENT SERVICES (MDS) SUB-PROGRAM	3101020000000000	12,721,000.00	0.00	12,721,000.00	12,721,000.00	0.00	0.00	0.00	12,721,000.00
Market development services	310102100007000	12,721,000.00	0.00	12,721,000.00	12,721,000.00	0.00	0.00	0.00	12,721,000.00
PS		1,779,000.00		1,779,000.00	1,779,000.00				1,779,000.00
MOOE		10,942,000.00		10,942,000.00	10,942,000.00				10,942,000.00
CO				0.00					0.00
EXTENSION SUPPORT, EDUCATION AND TRAINING SERVICES (ESETS) SUB-PROGRAM	3101030000000000	163,745,000.00	0.00	163,745,000.00	163,745,000.00	0.00	0.00	0.00	163,745,000.00
ESETS on the National Rice Program	310103100001000	99,722,000.00	0.00	99,722,000.00	99,722,000.00	0.00	0.00	0.00	99,722,000.00
MOOE		99,722,000.00		99,722,000.00	99,722,000.00				99,722,000.00
CO				0.00					0.00
ESETS on the National Livestock Program	310103100002000	18,796,000.00	0.00	18,796,000.00	18,796,000.00	0.00	0.00	0.00	18,796,000.00
MOOE		11,096,000.00		11,096,000.00	11,096,000.00				11,096,000.00
CO		7,700,000.00		7,700,000.00	7,700,000.00				7,700,000.00
ESETS on the National Corn Program	310103100003000	16,741,000.00	0.00	16,741,000.00	16,741,000.00	0.00	0.00	0.00	16,741,000.00
MOOE		16,741,000.00		16,741,000.00	16,741,000.00				16,741,000.00
CO				0.00					0.00
ESETS on the National High-Value Crops Development Program	310103100004000	19,528,000.00	0.00	19,528,000.00	19,528,000.00	0.00	0.00	0.00	19,528,000.00
MOOE		19,528,000.00		19,528,000.00	19,528,000.00				19,528,000.00
CO				0.00					0.00
ESETS on the Promotion and Development of Organic Agriculture Program	310103100005000	4,742,000.00	0.00	4,742,000.00	4,742,000.00	0.00	0.00	0.00	4,742,000.00
MOOE		4,742,000.00		4,742,000.00	4,742,000.00				4,742,000.00
CO				0.00					0.00
Other extension support, education and training services activities	310103100006000	3,516,000.00	0.00	3,516,000.00	3,516,000.00	0.00	0.00	0.00	3,516,000.00
PS				0.00					0.00
MOOE		3,516,000.00		3,516,000.00	3,516,000.00				3,516,000.00
CO				0.00					0.00
ESETS on the Halal Food Industry Development Program	310103100007000	700,000.00	0.00	700,000.00	700,000.00	0.00	0.00	0.00	700,000.00
MOOE		700,000.00		700,000.00	700,000.00				700,000.00

Particulars	UACS CODE	Appropriation			Allotments				
		Authorized Appropriation	Adjustments (Transfer (To)/From, Realignment)	Adjusted Appropriations	Allotments Received	Adjustments (Withdrawal, Realignment)	Transfer To	Transfer From	Adjusted Total Allotments
1	2	3	4	5=(3+4)	6	7	8	9	10=[{6+(-)7}-8+9]
RESEARCH AND DEVELOPMENT (R&D) SUB-PROGRAM	310104000000000	109,877,000.00	0.00	109,877,000.00	109,877,000.00	0.00	0.00	0.00	109,877,000.00
R&D on the National Rice Program	310104100001000	53,390,000.00	0.00	53,390,000.00	53,390,000.00	0.00	0.00	0.00	53,390,000.00
MOOE		48,890,000.00		48,890,000.00	48,890,000.00				48,890,000.00
CO		4,500,000.00		4,500,000.00	4,500,000.00				4,500,000.00
R&D on the National Corn Program	310104100003000	6,750,000.00	0.00	6,750,000.00	6,750,000.00	0.00	0.00	0.00	6,750,000.00
MOOE		6,750,000.00		6,750,000.00	6,750,000.00				6,750,000.00
CO				0.00					0.00
Other research and development activities	310104100006000	49,737,000.00	0.00	49,737,000.00	49,737,000.00	0.00	0.00	0.00	49,737,000.00
PS		44,939,000.00		44,939,000.00	44,939,000.00				44,939,000.00
MOOE		4,798,000.00		4,798,000.00	4,798,000.00				4,798,000.00
CO				0.00					0.00
AGRICULTURAL MACHINERY, EQUIPMENT, FACILITIES AND INFRASTRUCTURES PROGRAM	310200000000000	1,314,572,000.00	-803,500,000.00	511,072,000.00	511,072,000.00	0.00	0.00	0.00	511,072,000.00
AGRICULTURAL MACHINERY, EQUIPMENT, AND FACILITIES SUPPORT SERVICES SUB-PROGRAM	310201000000000	121,090,000.00	0.00	121,090,000.00	121,090,000.00	0.00	0.00	0.00	121,090,000.00
Provision of Agricultural Equipment and Facilities (PAEF) on the National Rice Program	310201100001000	66,826,000.00	0.00	66,826,000.00	66,826,000.00	0.00	0.00	0.00	66,826,000.00
MOOE				0.00					0.00
CO		66,826,000.00		66,826,000.00	66,826,000.00				66,826,000.00
PAEF on the National Corn Program	310201100003000	29,370,000.00	0.00	29,370,000.00	29,370,000.00	0.00	0.00	0.00	29,370,000.00
MOOE				0.00					0.00
CO		29,370,000.00		29,370,000.00	29,370,000.00				29,370,000.00
PAEF on the National High-Value Crops Development Program	310201100004000	21,950,000.00	0.00	21,950,000.00	21,950,000.00	0.00	0.00	0.00	21,950,000.00
MOOE		10,655,000.00		10,655,000.00	10,655,000.00				10,655,000.00
CO		11,295,000.00		11,295,000.00	11,295,000.00				11,295,000.00
PAEF on the Promotion and Development of Organic Agriculture Program	310201100005000	2,944,000.00	0.00	2,944,000.00	2,944,000.00	0.00	0.00	0.00	2,944,000.00
MOOE		44,000.00		44,000.00	44,000.00				44,000.00
CO		2,900,000.00		2,900,000.00	2,900,000.00				2,900,000.00
IRRIGATION NETWORK SERVICES (INS) SUB-PROGRAM	310202000000000	384,965,000.00	0.00	384,965,000.00	384,965,000.00	0.00	0.00	0.00	384,965,000.00
INS on the National Rice Program	310202100001000	361,750,000.00	0.00	361,750,000.00	361,750,000.00	0.00	0.00	0.00	361,750,000.00
MOOE				0.00					0.00
CO		361,750,000.00		361,750,000.00	361,750,000.00				361,750,000.00
INS on the National Corn Program	310202100002000	10,000,000.00	0.00	10,000,000.00	10,000,000.00	0.00	0.00	0.00	10,000,000.00
MOOE				0.00					0.00
CO		10,000,000.00		10,000,000.00	10,000,000.00				10,000,000.00
INS on the National High-Value Crops Development Program	310202100003000	11,215,000.00	0.00	11,215,000.00	11,215,000.00	0.00	0.00	0.00	11,215,000.00
MOOE		2,575,000.00		2,575,000.00	2,575,000.00				2,575,000.00
CO		8,640,000.00		8,640,000.00	8,640,000.00				8,640,000.00
INS on the Promotion and Development of Organic Agriculture	310202100005000	2,000,000.00	0.00	2,000,000.00	2,000,000.00	0.00	0.00	0.00	2,000,000.00
MOOE				0.00					0.00
CO		2,000,000.00		2,000,000.00	2,000,000.00				2,000,000.00
FARM-TO-MARKET ROADS (FMR) SUB-PROGRAM	310203000000000	808,517,000.00	-803,500,000.00	5,017,000.00	5,017,000.00	0.00	0.00	0.00	5,017,000.00
Farm-to-Market Road (FMR) Network Planning and Monitoring Services	310203100001000	5,017,000.00	0.00	5,017,000.00	5,017,000.00	0.00	0.00	0.00	5,017,000.00
MOOE		5,017,000.00		5,017,000.00	5,017,000.00				5,017,000.00
CO				0.00					0.00
Locally-Funded Project(s)	310203200000000	803,500,000.00	-803,500,000.00	0.00	0.00	0.00	0.00	0.00	0.00
MOOE				0.00					0.00
CO		803,500,000.00	-803,500,000.00	0.00					0.00
AGRICULTURE AND FISHERY REGULATORY SUPPORT PROGRAM	310400000000000	4,667,000.00	0.00	4,667,000.00	4,667,000.00	0.00	0.00	0.00	4,667,000.00
Quality control and inspection	310400100001000	4,163,000.00	0.00	4,163,000.00	4,163,000.00	0.00	0.00	0.00	4,163,000.00

Particulars	UACS CODE	Appropriation			Allotments				
		Authorized Appropriation	Adjustments (Transfer (To)/From, Realignment)	Adjusted Appropriations	Allotments Received	Adjustments (Withdrawal, Realignment)	Transfer To	Transfer From	Adjusted Total Allotments
1	2	3	4	5=(3+4)	6	7	8	9	10=[{6+(-)7]-8+9]
PS		2,749,000.00		2,749,000.00	2,749,000.00				2,749,000.00
MOOE		1,414,000.00		1,414,000.00	1,414,000.00				1,414,000.00
CO				0.00					0.00
Registration and licensing	310400100004000	504,000.00	0.00	504,000.00	504,000.00	0.00	0.00	0.00	504,000.00
PS				0.00					0.00
MOOE		504,000.00		504,000.00	504,000.00				504,000.00
CO				0.00					0.00
LOCALLY-FUNDED AND FOREIGN-ASSISTED PROGRAM	310500000000000	3,000,000.00	0.00	3,000,000.00	0.00	0.00	0.00	0.00	0.00
Mainstreaming Climate Resilient Agriculture (CRA) in Regional Programs and Projects	310500200020000	3,000,000.00	0.00	3,000,000.00	0.00	0.00	0.00	0.00	0.00
MOOE		300,000.00		300,000.00					0.00
CO		2,700,000.00		2,700,000.00					0.00

Particulars	UACS CODE	Appropriation			Allotments				
		Authorized Appropriation	Adjustments (Transfer (To)/From, Realignment)	Adjusted Appropriations	Allotments Received	Adjustments (Withdrawal, Realignment)	Transfer To	Transfer From	Adjusted Total Allotments
1	2	3	4	5=(3+4)	6	7	8	9	10=[6+(-)7]-8+9]
II. Automatic Appropriations		11,165,000.00	0.00	11,165,000.00	11,165,000.00	0.00	0.00	0.00	11,165,000.00
Retirement and Life Insurance Premiums	1104102	11,165,000.00	0.00	11,165,000.00	11,165,000.00	0.00	0.00	0.00	11,165,000.00
General Administration and Support	1000000000000000	2,586,000.00	0.00	2,586,000.00	2,586,000.00	0.00	0.00	0.00	2,586,000.00
General management and supervision	100000100001000	2,586,000.00	0.00	2,586,000.00	2,586,000.00	0.00	0.00	0.00	2,586,000.00
PS		2,586,000.00		2,586,000.00	2,586,000.00				2,586,000.00
Support to Operations	2000000000000000	665,000.00	0.00	665,000.00	665,000.00	0.00	0.00	0.00	665,000.00
Development of organizational policies, plans and procedures	200000100005000	665,000.00	0.00	665,000.00	665,000.00	0.00	0.00	0.00	665,000.00
PS		665,000.00		665,000.00	665,000.00				665,000.00
Operations	3000000000000000	7,914,000.00	0.00	7,914,000.00	7,914,000.00	0.00	0.00	0.00	7,914,000.00
OO : Productivity in the agricultural sector increased	3100000000000000	7,914,000.00	0.00	7,914,000.00	7,914,000.00	0.00	0.00	0.00	7,914,000.00
TECHNICAL AND SUPPORT SERVICES PROGRAM	3101000000000000	7,661,000.00	0.00	7,661,000.00	7,661,000.00	0.00	0.00	0.00	7,661,000.00
PRODUCTION SUPPORT SERVICES (PSS) SUB-PROGRAM	3101010000000000	3,365,000.00	0.00	3,365,000.00	3,365,000.00	0.00	0.00	0.00	3,365,000.00
Other production support services activities	310101100006000	3,365,000.00	0.00	3,365,000.00	3,365,000.00	0.00	0.00	0.00	3,365,000.00
PS		3,365,000.00		3,365,000.00	3,365,000.00				3,365,000.00
MARKET DEVELOPMENT SERVICES (MDS) SUB-PROGRAM	3101020000000000	168,000.00	0.00	168,000.00	168,000.00	0.00	0.00	0.00	168,000.00
Market development services	310102100007000	168,000.00	0.00	168,000.00	168,000.00	0.00	0.00	0.00	168,000.00
PS		168,000.00		168,000.00	168,000.00				168,000.00
RESEARCH AND DEVELOPMENT (R&D) SUB-PROGRAM	3101040000000000	4,128,000.00	0.00	4,128,000.00	4,128,000.00	0.00	0.00	0.00	4,128,000.00
Other research and development activities	310104100006000	4,128,000.00	0.00	4,128,000.00	4,128,000.00	0.00	0.00	0.00	4,128,000.00
PS		4,128,000.00		4,128,000.00	4,128,000.00				4,128,000.00
AGRICULTURE AND FISHERY REGULATORY SUPPORT PROGRAM	3104000000000000	253,000.00	0.00	253,000.00	253,000.00	0.00	0.00	0.00	253,000.00
Quality control and inspection	310400100001000	253,000.00	0.00	253,000.00	253,000.00	0.00	0.00	0.00	253,000.00
PS		253,000.00		253,000.00	253,000.00				253,000.00
III. Special Purpose Fund		0.00	4,203,800.00	4,203,800.00	4,203,800.00	0.00	0.00	0.00	4,203,800.00
Pension and Gratuity Fund	1101407	0.00	4,203,800.00	4,203,800.00	4,203,800.00	0.00	0.00	0.00	4,203,800.00
Purpose	4000000000000000	0.00	4,203,800.00	4,203,800.00	4,203,800.00	0.00	0.00	0.00	4,203,800.00
Pension and Gratuity Fund	4008000000000000	0.00	0.00	0.00	0.00	0.00	0.00	0.00	0.00
Pension and Gratuity Fund	4008000000000000	0.00	0.00	0.00	0.00	0.00	0.00	0.00	0.00
PS				0.00					0.00
For payment of retirement and terminal leave benefits	400800000002000	0.00	4,203,800.00	4,203,800.00	4,203,800.00	0.00	0.00	0.00	4,203,800.00
PS			4,203,800.00	4,203,800.00	4,203,800.00				4,203,800.00
For payment of monetization of leave credits	400800000004000	0.00	0.00	0.00	0.00	0.00	0.00	0.00	0.00
PS				0.00					0.00
GRAND TOTAL		2,151,621,000.00	-799,296,200.00	1,352,324,800.00	1,348,799,800.00	0.00	0.00	0.00	1,348,799,800.00
PS		133,712,000.00	4,203,800.00	137,915,800.00	137,390,800.00	0.00	0.00	0.00	137,390,800.00
MOOE		612,010,000.00	0.00	612,010,000.00	611,710,000.00	0.00	0.00	0.00	611,710,000.00
FinEX		40,000.00	0.00	40,000.00	40,000.00	0.00	0.00	0.00	40,000.00
CO		1,405,859,000.00	-803,500,000.00	602,359,000.00	599,659,000.00	0.00	0.00	0.00	599,659,000.00

Particulars	UACS CODE	Current Year Obligations				
		1st Quarter Ending Mar. 31	2nd Quarter Ending June 30	3rd Quarter Ending Sept. 30	4th Quarter Ending Dec. 31	Total
1	2	11	12	13	14	15=(11+12+13+14)
I. Agency Specific Budget		227,060,591.72	826,852,466.92	0.00	0.00	1,053,913,058.64
Specific Budgets of National Government Agencies	1101101	227,060,591.72	826,852,466.92	0.00	0.00	1,053,913,058.64
General Administration and Support	1000000000000000	8,824,798.27	15,588,834.83	0.00	0.00	24,413,633.10
General management and supervision	100000100001000	8,824,798.27	15,588,834.83	0.00	0.00	24,413,633.10
PS		4,498,898.99	7,710,711.39			12,209,610.38
MOOE		4,325,899.28	7,838,123.44			12,164,022.72
FINEX			40,000.00			40,000.00
CO						0.00
Administration of Personnel Benefits	100000100002000	0.00	0.00	0.00	0.00	0.00
PS						0.00
Support to Operations	2000000000000000	9,593,736.79	109,308,041.54	0.00	0.00	118,901,778.33
Information and Communication Technology (ICT) management support	200000100003000	0.00	12,801,482.00	0.00	0.00	12,801,482.00
PS						0.00
MOOE						0.00
CO			12,801,482.00			12,801,482.00
Development of organizational policies, plans and procedures	200000100005000	1,806,747.09	10,219,789.71	0.00	0.00	12,026,536.80
PS		1,429,692.00	2,662,479.68			4,092,171.68
MOOE		377,055.09	7,557,310.03			7,934,365.12
Operation and maintenance of the integrated laboratories	200000100008000	1,878,373.93	49,191,741.19	0.00	0.00	51,070,115.12
PS						0.00
MOOE		1,878,373.93	12,083,936.19			13,962,310.12
CO			37,107,805.00			37,107,805.00
Field program management activities	200000100009000	5,908,615.77	37,095,028.64	0.00	0.00	43,003,644.41
PS						0.00
MOOE		5,908,615.77	37,095,028.64			43,003,644.41
FINEX						0.00
CO						0.00

Particulars	UACS CODE	Current Year Obligations				
		1st Quarter Ending Mar. 31	2nd Quarter Ending June 30	3rd Quarter Ending Sept. 30	4th Quarter Ending Dec. 31	Total
1	2	11	12	13	14	15=(11+12+13+14)
Operations	3000000000000000	208,642,056.66	701,955,590.55	0.00	0.00	910,597,647.21
OO : Productivity in the agricultural sector increased	3100000000000000	208,642,056.66	701,955,590.55	0.00	0.00	910,597,647.21
TECHNICAL AND SUPPORT SERVICES PROGRAM	3101000000000000	55,926,632.41	433,966,732.98	0.00	0.00	489,893,365.39
PRODUCTION SUPPORT SERVICES (PSS) SUB-PROGRAM	3101010000000000	38,177,529.96	253,868,972.42	0.00	0.00	292,046,502.38
PSS on the National Rice Program	310101100001000	19,764,520.00	176,761,380.00	0.00	0.00	196,525,900.00
MOOE		19,764,520.00	156,161,880.00			175,926,400.00
CO			20,599,500.00			20,599,500.00
PSS on the National Livestock Program	310101100002000	7,931,857.00	10,082,651.00	0.00	0.00	18,014,508.00
MOOE		3,685,857.00	4,038,211.00			7,724,068.00
CO		4,246,000.00	6,044,440.00			10,290,440.00
PSS on the National Corn Program	310101100003000	228,000.00	7,676,446.00	0.00	0.00	7,904,446.00
MOOE		228,000.00	7,676,446.00			7,904,446.00
CO						0.00
PSS on the National High-Value Crops Development Program	310101100004000	457,384.19	34,845,997.55	0.00	0.00	35,303,381.74
MOOE		457,384.19	34,845,997.55			35,303,381.74
CO						0.00
PSS on the Promotion and Development of Organic Agriculture Program	310101100005000	1,420,136.55	6,568,420.00	0.00	0.00	7,988,556.55
MOOE		1,420,136.55	6,016,660.00			7,436,796.55
CO			551,760.00			551,760.00
Other production support services activities	310101100006000	8,375,632.22	17,934,077.87	0.00	0.00	26,309,710.09
PS		7,020,250.98	12,443,625.30			19,463,876.28
MOOE		1,355,381.24	5,490,452.57			6,845,833.81
MARKET DEVELOPMENT SERVICES (MDS) SUB-PROGRAM	3101020000000000	1,247,276.96	6,701,650.56	0.00	0.00	7,948,927.52
Market development services	310102100007000	1,247,276.96	6,701,650.56	0.00	0.00	7,948,927.52
PS		371,709.99	729,956.00			1,101,665.99
MOOE		875,566.97	5,971,694.56			6,847,261.53
CO						0.00
EXTENSION SUPPORT, EDUCATION AND TRAINING SERVICES (ESETS) SUB-PROGRAM	3101030000000000	4,267,235.20	111,148,213.50	0.00	0.00	115,415,448.70
ESETS on the National Rice Program	310103100001000	2,837,196.72	63,060,867.22	0.00	0.00	65,898,063.94
MOOE		2,837,196.72	63,060,867.22			65,898,063.94
CO						0.00
ESETS on the National Livestock Program	310103100002000	294,112.48	16,428,304.20	0.00	0.00	16,722,416.68
MOOE		294,112.48	8,728,304.20			9,022,416.68
CO			7,700,000.00			7,700,000.00
ESETS on the National Corn Program	310103100003000	698,262.00	12,306,352.00	0.00	0.00	13,004,614.00
MOOE		698,262.00	12,306,352.00			13,004,614.00
CO						0.00
ESETS on the National High-Value Crops Development Program	310103100004000	53,348.00	14,651,758.00	0.00	0.00	14,705,106.00
MOOE		53,348.00	14,651,758.00			14,705,106.00
CO						0.00
ESETS on the Promotion and Development of Organic Agriculture Program	310103100005000	87,500.00	2,368,730.00	0.00	0.00	2,456,230.00
MOOE		87,500.00	2,368,730.00			2,456,230.00
CO						0.00
Other extension support, education and training services activities	310103100006000	296,816.00	2,223,352.08	0.00	0.00	2,520,168.08
PS						0.00
MOOE		296,816.00	2,223,352.08			2,520,168.08
CO						0.00
ESETS on the Halal Food Industry Development Program	310103100007000	0.00	108,850.00	0.00	0.00	108,850.00
MOOE			108,850.00			108,850.00

Particulars	UACS CODE	Current Year Obligations				
		1st Quarter Ending Mar. 31	2nd Quarter Ending June 30	3rd Quarter Ending Sept. 30	4th Quarter Ending Dec. 31	Total
1	2	11	12	13	14	15=(11+12+13+14)
RESEARCH AND DEVELOPMENT (R&D) SUB-PROGRAM	310104000000000	12,234,590.29	62,247,896.50	0.00	0.00	74,482,486.79
R&D on the National Rice Program	310104100001000	2,433,631.93	38,995,481.74	0.00	0.00	41,429,113.67
MOOE		2,433,631.93	37,515,481.74			39,949,113.67
CO			1,480,000.00			1,480,000.00
R&D on the National Corn Program	310104100003000	457,546.00	4,221,671.51	0.00	0.00	4,679,217.51
MOOE		457,546.00	4,221,671.51			4,679,217.51
CO						0.00
Other research and development activities	310104100006000	9,343,412.36	19,030,743.25	0.00	0.00	28,374,155.61
PS		8,753,497.00	16,981,364.61			25,734,861.61
MOOE		589,915.36	2,049,378.64			2,639,294.00
CO						0.00
AGRICULTURAL MACHINERY, EQUIPMENT, FACILITIES AND INFRASTRUCTURES PROGRAM	310200000000000	151,621,091.31	265,838,735.84	0.00	0.00	417,459,827.15
AGRICULTURAL MACHINERY, EQUIPMENT, AND FACILITIES SUPPORT SERVICES SUB-PROGRAM	310201000000000	44,810,772.00	63,557,357.05	0.00	0.00	108,368,129.05
Provision of Agricultural Equipment and Facilities (PAEF) on the National Rice Program	310201100001000	25,131,980.00	35,676,309.05	0.00	0.00	60,808,289.05
MOOE						0.00
CO		25,131,980.00	35,676,309.05			60,808,289.05
PAEF on the National Corn Program	310201100003000	3,572,656.00	21,668,494.00	0.00	0.00	25,241,150.00
MOOE						0.00
CO		3,572,656.00	21,668,494.00			25,241,150.00
PAEF on the National High-Value Crops Development Program	310201100004000	15,188,540.00	4,802,672.00	0.00	0.00	19,991,212.00
MOOE		3,973,540.00	4,742,672.00			8,716,212.00
CO		11,215,000.00	60,000.00			11,275,000.00
PAEF on the Promotion and Development of Organic Agriculture Program	310201100005000	917,596.00	1,409,882.00	0.00	0.00	2,327,478.00
MOOE			21,978.00			21,978.00
CO		917,596.00	1,387,904.00			2,305,500.00
IRRIGATION NETWORK SERVICES (INS) SUB-PROGRAM	310202000000000	105,966,461.17	198,353,528.93	0.00	0.00	304,319,990.10
INS on the National Rice Program	310202100001000	93,626,461.17	189,194,028.93	0.00	0.00	282,820,490.10
MOOE						0.00
CO		93,626,461.17	189,194,028.93			282,820,490.10
INS on the National Corn Program	310202100002000	10,000,000.00	0.00	0.00	0.00	10,000,000.00
MOOE						0.00
CO		10,000,000.00				10,000,000.00
INS on the National High-Value Crops Development Program	310202100003000	2,100,000.00	7,399,500.00	0.00	0.00	9,499,500.00
MOOE			2,499,500.00			2,499,500.00
CO		2,100,000.00	4,900,000.00			7,000,000.00
INS on the Promotion and Development of Organic Agriculture	310202100005000	240,000.00	1,760,000.00	0.00	0.00	2,000,000.00
MOOE						0.00
CO		240,000.00	1,760,000.00			2,000,000.00
FARM-TO-MARKET ROADS (FMR) SUB-PROGRAM	310203000000000	843,858.14	3,927,849.86	0.00	0.00	4,771,708.00
Farm-to-Market Road (FMR) Network Planning and Monitoring Services	310203100001000	843,858.14	3,927,849.86	0.00	0.00	4,771,708.00
MOOE		843,858.14	3,927,849.86			4,771,708.00
CO						0.00
Locally-Funded Project(s)	310203200000000	0.00	0.00	0.00	0.00	0.00
MOOE						0.00
CO						0.00
AGRICULTURE AND FISHERY REGULATORY SUPPORT PROGRAM	310400000000000	1,094,332.94	2,150,121.73	0.00	0.00	3,244,454.67
Quality control and inspection	310400100001000	919,041.44	1,825,743.28	0.00	0.00	2,744,784.72

Particulars	UACS CODE	Current Year Obligations				
		1st Quarter Ending Mar. 31	2nd Quarter Ending June 30	3rd Quarter Ending Sept. 30	4th Quarter Ending Dec. 31	Total
1	2	11	12	13	14	15=(11+12+13+14)
PS		573,988.98	1,083,321.29			1,657,310.27
MOOE		345,052.46	742,421.99			1,087,474.45
CO						0.00
Registration and licensing	310400100004000	175,291.50	324,378.45	0.00	0.00	499,669.95
PS						0.00
MOOE		175,291.50	324,378.45			499,669.95
CO						0.00
LOCALLY-FUNDED AND FOREIGN-ASSISTED PROGRAM	310500000000000	0.00	0.00	0.00	0.00	0.00
Mainstreaming Climate Resilient Agriculture (CRA) in Regional Programs and Projects	310500200020000	0.00	0.00	0.00	0.00	0.00
MOOE						0.00
CO						0.00

Particulars	UACS CODE	Current Year Obligations				
		1st Quarter Ending Mar. 31	2nd Quarter Ending June 30	3rd Quarter Ending Sept. 30	4th Quarter Ending Dec. 31	Total
1	2	11	12	13	14	15=(11+12+13+14)
II. Automatic Appropriations		2,465,408.28	2,775,054.58	0.00	0.00	5,240,462.86
Retirement and Life Insurance Premiums	1104102	2,465,408.28	2,775,054.58	0.00	0.00	5,240,462.86
General Administration and Support	1000000000000000	529,530.00	573,657.00	0.00	0.00	1,103,187.00
General management and supervision	100000100001000	529,530.00	573,657.00	0.00	0.00	1,103,187.00
PS		529,530.00	573,657.00			1,103,187.00
Support to Operations	2000000000000000	166,248.00	180,102.00	0.00	0.00	346,350.00
Development of organizational policies, plans and procedures	200000100005000	166,248.00	180,102.00	0.00	0.00	346,350.00
PS		166,248.00	180,102.00			346,350.00
Operations	3000000000000000	1,769,630.28	2,021,295.58	0.00	0.00	3,790,925.86
OO : Productivity in the agricultural sector increased	3100000000000000	1,769,630.28	2,021,295.58	0.00	0.00	3,790,925.86
TECHNICAL AND SUPPORT SERVICES PROGRAM	3101000000000000	1,706,381.28	1,952,778.58	0.00	0.00	3,659,159.86
PRODUCTION SUPPORT SERVICES (PSS) SUB-PROGRAM	3101010000000000	593,496.00	665,037.99	0.00	0.00	1,258,533.99
Other production support services activities	310101100006000	593,496.00	665,037.99	0.00	0.00	1,258,533.99
PS		593,496.00	665,037.99			1,258,533.99
MARKET DEVELOPMENT SERVICES (MDS) SUB-PROGRAM	3101020000000000	42,000.00	45,500.01	0.00	0.00	87,500.01
Market development services	310102100007000	42,000.00	45,500.01	0.00	0.00	87,500.01
PS		42,000.00	45,500.01			87,500.01
RESEARCH AND DEVELOPMENT (R&D) SUB-PROGRAM	3101040000000000	1,070,885.28	1,242,240.58	0.00	0.00	2,313,125.86
Other research and development activities	310104100006000	1,070,885.28	1,242,240.58	0.00	0.00	2,313,125.86
PS		1,070,885.28	1,242,240.58			2,313,125.86
AGRICULTURE AND FISHERY REGULATORY SUPPORT PROGRAM	3104000000000000	63,249.00	68,517.00	0.00	0.00	131,766.00
Quality control and inspection	310400100001000	63,249.00	68,517.00	0.00	0.00	131,766.00
PS		63,249.00	68,517.00			131,766.00
III. Special Purpose Fund		3,293,722.00	910,078.00	0.00	0.00	4,203,800.00
Pension and Gratuity Fund	1101407	3,293,722.00	910,078.00	0.00	0.00	4,203,800.00
Purpose	4000000000000000	3,293,722.00	910,078.00	0.00	0.00	4,203,800.00
Pension and Gratuity Fund	4008000000000000	0.00	0.00	0.00	0.00	0.00
Pension and Gratuity Fund	4008000000000000	0.00	0.00	0.00	0.00	0.00
PS						0.00
For payment of retirement and terminal leave benefits	400800000002000	3,293,722.00	910,078.00	0.00	0.00	4,203,800.00
PS		3,293,722.00	910,078.00			4,203,800.00
For payment of monetization of leave credits	400800000004000	0.00	0.00	0.00	0.00	0.00
PS						0.00
GRAND TOTAL		232,819,722.00	830,537,599.50	0.00	0.00	1,063,357,321.50
PS		28,407,168.22	45,296,590.85	0.00	0.00	73,703,759.07
MOOE		53,362,860.61	444,269,285.67	0.00	0.00	497,632,146.28
FinEX		0.00	40,000.00	0.00	0.00	40,000.00
CO		151,049,693.17	340,931,722.98	0.00	0.00	491,981,416.15

Particulars	UACS CODE	Current Year Disbursements					Balances			
		1st Quarter Ending	2nd Quarter Ending	3rd Quarter Ending	4th Quarter Ending	Total	Unreleased Appropriations	Unobligated Allotment	Unpaid Obligations (15-20) = (23+24)	
		Mar. 31	June 30	Sept. 30	Dec. 31				Due and Demandable	Not Yet Due and Demandable
1	2	16	17	18	19	20=(16+17+18+19)	21=(5-10)	22=(10-15)	23	24
I. Agency Specific Budget		201,079,505.25	147,271,049.88	0.00	0.00	348,350,555.13	3,525,000.00	279,517,941.36	0.00	705,562,503.51
Specific Budgets of National Government Agencies	1101101	201,079,505.25	147,271,049.88	0.00	0.00	348,350,555.13	3,525,000.00	279,517,941.36	0.00	705,562,503.51
General Administration and Support	1000000000000000	7,963,051.44	12,252,170.98	0.00	0.00	20,215,222.42	525,000.00	19,082,366.90	0.00	4,198,410.68
General management and supervision	100000100001000	7,963,051.44	12,252,170.98	0.00	0.00	20,215,222.42	0.00	19,082,366.90	0.00	5,303,897.42
PS		4,389,683.62	6,273,464.79			10,663,148.41	0.00	16,740,389.62		2,651,948.71
MOOE		3,573,367.82	5,972,106.19			9,545,474.01	0.00	2,341,977.28		2,618,548.71
FINEX		0.00	6,600.00			6,600.00	0.00	0.00		33,400.00
CO						0.00	0.00	0.00		0.00
Administration of Personnel Benefits	100000100002000	0.00	0.00	0.00	0.00	0.00	525,000.00	0.00	0.00	0.00
PS						0.00	525,000.00	0.00		0.00
Support to Operations	2000000000000000	6,284,434.66	15,551,065.43	0.00	0.00	21,835,500.09	0.00	46,736,221.67	0.00	97,066,278.24
Information and Communication Technology (ICT) management support	200000100003000	0.00	0.00	0.00	0.00	0.00	0.00	7,523,518.00	0.00	12,801,482.00
PS						0.00	0.00	0.00		0.00
MOOE						0.00	0.00	29,000.00		0.00
CO						0.00	0.00	7,494,518.00		12,801,482.00
Development of organizational policies, plans and procedures	200000100005000	1,644,820.70	2,896,264.10	0.00	0.00	4,541,084.80	0.00	5,108,463.20	0.00	7,485,452.00
PS		1,392,850.63	2,144,734.54			3,537,585.17	0.00	3,126,828.32		554,586.51
MOOE		251,970.07	751,529.56			1,003,499.63	0.00	1,981,634.88		6,930,865.49
Operation and maintenance of the integrated laboratories	200000100008000	1,652,774.16	2,237,530.92	0.00	0.00	3,890,305.08	0.00	12,914,884.88	0.00	47,179,810.04
PS						0.00	0.00	0.00		0.00
MOOE		1,652,774.16	2,237,530.92			3,890,305.08	0.00	8,302,689.88		10,072,005.04
CO						0.00	0.00	4,612,195.00		37,107,805.00
Field program management activities	200000100009000	2,986,839.80	10,417,270.41	0.00	0.00	13,404,110.21	0.00	21,189,355.59	0.00	29,599,534.20
PS						0.00	0.00	0.00		0.00
MOOE		2,986,839.80	10,417,270.41			13,404,110.21	0.00	20,309,355.59		29,599,534.20
FINEX						0.00	0.00	0.00		0.00
CO						0.00	0.00	880,000.00		0.00


Particulars	UACS CODE	Current Year Disbursements					Balances				
		1st Quarter Ending Mar. 31	2nd Quarter Ending June 30	3rd Quarter Ending Sept. 30	4th Quarter Ending Dec. 31	Total	Unreleased Appropriations	Unobligated Allotment	Unpaid Obligations (15-20) = (23+24)		
		16	17	18	19	20=(16+17+18+19)	21=(5-10)	22=(10-15)	Due and Demandable	Not Yet Due and Demandable	
1	2	16	17	18	19	20=(16+17+18+19)	21=(5-10)	22=(10-15)	23	24	
Operations	3000000000000000	186,832,019.15	119,467,813.47	0.00	0.00	306,299,832.62	3,000,000.00	213,699,352.79	0.00	604,297,814.59	
OO : Productivity in the agricultural sector increased	3100000000000000	186,832,019.15	119,467,813.47	0.00	0.00	306,299,832.62	3,000,000.00	213,699,352.79	0.00	604,297,814.59	
TECHNICAL AND SUPPORT SERVICES PROGRAM	3101000000000000	46,712,308.87	112,665,529.52	0.00	0.00	159,377,838.39	0.00	118,664,634.61	0.00	330,515,527.00	
PRODUCTION SUPPORT SERVICES (PSS) SUB-PROGRAM	3101010000000000	33,955,557.90	67,385,297.79	0.00	0.00	101,340,855.69	0.00	30,168,497.62	0.00	190,705,646.69	
PSS on the National Rice Program	310101100001000	18,608,222.00	50,009,562.00	0.00	0.00	68,617,784.00	0.00	144,100.00	0.00	127,908,116.00	
MOOE		18,608,222.00	50,009,562.00			68,617,784.00	0.00	143,600.00		107,308,616.00	
CO						0.00	0.00	500.00		20,599,500.00	
PSS on the National Livestock Program	310101100002000	7,560,749.37	219,913.52	0.00	0.00	7,780,662.89	0.00	3,659,492.00	0.00	10,233,845.11	
MOOE		3,372,372.22	97,940.67			3,470,312.89	0.00	3,319,932.00		4,253,755.11	
CO		4,188,377.15	121,972.85			4,310,350.00	0.00	339,560.00		5,980,090.00	
PSS on the National Corn Program	310101100003000	0.00	228,000.00	0.00	0.00	228,000.00	0.00	3,530,554.00	0.00	7,676,446.00	
MOOE			228,000.00			228,000.00	0.00	3,530,554.00		7,676,446.00	
CO						0.00	0.00	0.00		0.00	
PSS on the National High-Value Crops Development Program	310101100004000	450,549.59	3,877,725.46	0.00	0.00	4,328,275.05	0.00	5,223,618.26	0.00	30,975,106.69	
MOOE		450,549.59	3,877,725.46			4,328,275.05	0.00	5,223,618.26		30,975,106.69	
CO						0.00	0.00	0.00		0.00	
PSS on the Promotion and Development of Organic Agriculture Program	310101100005000	51,231.17	1,817,000.00	0.00	0.00	1,868,231.17	0.00	87,443.45	0.00	6,120,325.38	
MOOE		51,231.17	1,817,000.00			1,868,231.17	0.00	87,203.45		5,568,565.38	
CO						0.00	0.00	240.00		551,760.00	
Other production support services activities	310101100006000	7,284,805.77	11,233,096.81	0.00	0.00	18,517,902.58	0.00	17,523,289.91	0.00	7,791,807.51	
PS		6,839,975.54	10,375,141.68			17,215,117.22	0.00	16,922,123.72		2,248,759.06	
MOOE		444,830.23	857,955.13			1,302,785.36	0.00	601,166.19		5,543,048.45	
MARKET DEVELOPMENT SERVICES (MDS) SUB-PROGRAM	3101020000000000	779,687.36	2,181,271.35	0.00	0.00	2,960,958.71	0.00	4,772,072.48	0.00	4,987,968.81	
Market development services	310102100007000	779,687.36	2,181,271.35	0.00	0.00	2,960,958.71	0.00	4,772,072.48	0.00	4,987,968.81	
PS		361,942.08	592,636.56			954,578.64	0.00	677,334.01		147,087.35	
MOOE		417,745.28	1,588,634.79			2,006,380.07	0.00	4,094,738.47		4,840,881.46	
CO						0.00	0.00	0.00		0.00	
EXTENSION SUPPORT, EDUCATION AND TRAINING SERVICES (ESETS) SUB-PROGRAM	3101030000000000	2,584,514.89	27,017,248.31	0.00	0.00	29,601,763.20	0.00	48,329,551.30	0.00	85,813,685.50	
ESETS on the National Rice Program	310103100001000	1,777,504.47	12,071,243.79	0.00	0.00	13,848,748.26	0.00	33,823,936.06	0.00	52,049,315.68	
MOOE		1,777,504.47	12,071,243.79			13,848,748.26	0.00	33,823,936.06		52,049,315.68	
CO						0.00	0.00	0.00		0.00	
ESETS on the National Livestock Program	310103100002000	223,071.08	6,805,404.83	0.00	0.00	7,028,475.91	0.00	2,073,583.32	0.00	9,693,940.77	
MOOE		223,071.08	6,805,404.83			7,028,475.91	0.00	2,073,583.32		1,993,940.77	
CO						0.00	0.00	0.00		7,700,000.00	
ESETS on the National Corn Program	310103100003000	434,459.07	3,805,797.93	0.00	0.00	4,240,257.00	0.00	3,736,386.00	0.00	8,764,357.00	
MOOE		434,459.07	3,805,797.93			4,240,257.00	0.00	3,736,386.00		8,764,357.00	
CO						0.00	0.00	0.00		0.00	
ESETS on the National High-Value Crops Development Program	310103100004000	0.00	3,586,058.75	0.00	0.00	3,586,058.75	0.00	4,822,894.00	0.00	11,119,047.25	
MOOE			3,586,058.75			3,586,058.75	0.00	4,822,894.00		11,119,047.25	
CO						0.00	0.00	0.00		0.00	
ESETS on the Promotion and Development of Organic Agriculture Program	310103100005000	0.00	162,500.00	0.00	0.00	162,500.00	0.00	2,285,770.00	0.00	2,293,730.00	
MOOE			162,500.00			162,500.00	0.00	2,285,770.00		2,293,730.00	
CO						0.00	0.00	0.00		0.00	
Other extension support, education and training services activities	310103100006000	149,480.27	586,243.01	0.00	0.00	735,723.28	0.00	995,831.92	0.00	1,784,444.80	
PS						0.00	0.00	0.00		0.00	
MOOE		149,480.27	586,243.01			735,723.28	0.00	995,831.92		1,784,444.80	
CO						0.00	0.00	0.00		0.00	
ESETS on the Halal Food Industry Development Program	310103100007000	0.00	0.00	0.00	0.00	0.00	0.00	591,150.00	0.00	108,850.00	
MOOE						0.00	0.00	591,150.00		108,850.00	

Particulars	UACS CODE	Current Year Disbursements					Balances				
		1st Quarter Ending	2nd Quarter Ending	3rd Quarter Ending	4th Quarter Ending	Total	Unreleased Appropriations	Unobligated Allotment	Unpaid Obligations (15-20) = (23+24)		
		Mar. 31	June 30	Sept. 30	Dec. 31				Due and Demandable	Not Yet Due and Demandable	
1	2	16	17	18	19	20=(16+17+18+19)	21=(5-10)	22=(10-15)	23	24	
RESEARCH AND DEVELOPMENT (R&D) SUB-PROGRAM	310104000000000	9,392,548.72	16,081,712.07	0.00	0.00	25,474,260.79	0.00	35,394,513.21	0.00	49,008,226.00	
R&D on the National Rice Program	310104100001000	354,936.21	1,085,879.49	0.00	0.00	1,440,815.70	0.00	11,960,886.33	0.00	39,988,297.97	
MOOE		354,936.21	1,085,879.49			1,440,815.70	0.00	8,940,886.33		38,508,297.97	
CO						0.00	0.00	3,020,000.00		1,480,000.00	
R&D on the National Corn Program	310104100003000	0.00	1,374,631.83	0.00	0.00	1,374,631.83	0.00	2,070,782.49	0.00	3,304,585.68	
MOOE			1,374,631.83			1,374,631.83	0.00	2,070,782.49		3,304,585.68	
CO						0.00	0.00	0.00		0.00	
Other research and development activities	310104100006000	9,037,612.51	13,621,200.75	0.00	0.00	22,658,813.26	0.00	21,362,844.39	0.00	5,715,342.35	
PS		8,537,245.56	13,397,254.95			21,934,500.51	0.00	19,204,138.39		3,800,361.10	
MOOE		500,366.95	223,945.80			724,312.75	0.00	2,158,706.00		1,914,981.25	
CO						0.00	0.00	0.00		0.00	
AGRICULTURAL MACHINERY, EQUIPMENT, FACILITIES AND INFRASTRUCTURES PROGRAM	310200000000000	139,212,638.02	5,345,255.03	0.00	0.00	144,557,893.05	0.00	93,612,172.85	0.00	272,901,934.10	
AGRICULTURAL MACHINERY, EQUIPMENT, AND FACILITIES SUPPORT SERVICES SUB-PROGRAM	310201000000000	41,980,591.41	-2,531,063.24	0.00	0.00	39,449,528.17	0.00	12,721,870.95	0.00	68,918,600.88	
Provision of Agricultural Equipment and Facilities (PAEF) on the National Rice Program	310201100001000	23,534,304.12	1,346,356.08	0.00	0.00	24,880,660.20	0.00	6,017,710.95	0.00	35,927,628.85	
MOOE						0.00	0.00	0.00		0.00	
CO		23,534,304.12	1,346,356.08			24,880,660.20	0.00	6,017,710.95		35,927,628.85	
PAEF on the National Corn Program	310201100003000	3,358,383.50	191,406.76	0.00	0.00	3,549,790.26	0.00	4,128,850.00	0.00	21,691,359.74	
MOOE						0.00	0.00	0.00		0.00	
CO		3,358,383.50	191,406.76			3,549,790.26	0.00	4,128,850.00		21,691,359.74	
PAEF on the National High-Value Crops Development Program	310201100004000	14,228,640.68	-4,117,983.01	0.00	0.00	10,110,657.67	0.00	1,958,788.00	0.00	9,880,554.33	
MOOE		3,726,594.25	496,713.42			4,223,307.67	0.00	1,938,788.00		4,492,904.33	
CO		10,502,046.43	-4,614,696.43			5,887,350.00	0.00	20,000.00		5,387,650.00	
PAEF on the Promotion and Development of Organic Agriculture Program	310201100005000	859,263.11	49,156.93	0.00	0.00	908,420.04	0.00	616,522.00	0.00	1,419,057.96	
MOOE						0.00	0.00	22,022.00		21,978.00	
CO		859,263.11	49,156.93			908,420.04	0.00	594,500.00		1,397,079.96	
IRRIGATION NETWORK SERVICES (INS) SUB-PROGRAM	310202000000000	96,538,700.09	6,990,698.56	0.00	0.00	103,529,398.65	0.00	80,645,009.90	0.00	200,790,591.45	
INS on the National Rice Program	310202100001000	84,983,171.51	-263,772.86	0.00	0.00	84,719,398.65	0.00	78,929,509.90	0.00	198,101,091.45	
MOOE						0.00	0.00	0.00		0.00	
CO		84,983,171.51	-263,772.86			84,719,398.65	0.00	78,929,509.90		198,101,091.45	
INS on the National Corn Program	310202100002000	9,364,285.72	535,714.28	0.00	0.00	9,900,000.00	0.00	0.00	0.00	100,000.00	
MOOE						0.00	0.00	0.00		0.00	
CO		9,364,285.72	535,714.28			9,900,000.00	0.00	0.00		100,000.00	
INS on the National High-Value Crops Development Program	310202100003000	1,966,500.00	4,963,500.00	0.00	0.00	6,930,000.00	0.00	1,715,500.00	0.00	2,569,500.00	
MOOE						0.00	0.00	75,500.00		2,499,500.00	
CO		1,966,500.00	4,963,500.00			6,930,000.00	0.00	1,640,000.00		70,000.00	
INS on the Promotion and Development of Organic Agriculture	310202100005000	224,742.86	1,755,257.14	0.00	0.00	1,980,000.00	0.00	0.00	0.00	20,000.00	
MOOE						0.00	0.00	0.00		0.00	
CO		224,742.86	1,755,257.14			1,980,000.00	0.00	0.00		20,000.00	
FARM-TO-MARKET ROADS (FMR) SUB-PROGRAM	310203000000000	693,346.52	885,619.71	0.00	0.00	1,578,966.23	0.00	245,292.00	0.00	3,192,741.77	
Farm-to-Market Road (FMR) Network Planning and Monitoring Services	310203100001000	693,346.52	885,619.71	0.00	0.00	1,578,966.23	0.00	245,292.00	0.00	3,192,741.77	
MOOE		693,346.52	885,619.71			1,578,966.23	0.00	245,292.00		3,192,741.77	
CO						0.00	0.00	0.00		0.00	
Locally-Funded Project(s)	310203200000000	0.00	0.00	0.00	0.00	0.00	0.00	0.00	0.00	0.00	
MOOE						0.00	0.00	0.00		0.00	
CO						0.00	0.00	0.00		0.00	
AGRICULTURE AND FISHERY REGULATORY SUPPORT PROGRAM	310400000000000	907,072.26	1,457,028.92	0.00	0.00	2,364,101.18	0.00	1,422,545.33	0.00	880,353.49	
Quality control and inspection	310400100001000	749,742.17	1,305,354.76	0.00	0.00	2,055,096.93	0.00	1,418,215.28	0.00	689,687.79	


Particulars	UACS CODE	Current Year Disbursements					Balances			
		1st Quarter Ending Mar. 31	2nd Quarter Ending June 30	3rd Quarter Ending Sept. 30	4th Quarter Ending Dec. 31	Total	Unreleased Appropriations	Unobligated Allotment	Unpaid Obligations (15-20) = (23+24)	
		16	17	18	19	20=(16+17+18+19)	21=(5-10)	22=(10-15)	Due and Demandable	Not Yet Due and Demandable
1	2	16	17	18	19	20=(16+17+18+19)	21=(5-10)	22=(10-15)	23	24
PS		559,218.17	883,835.30			1,443,053.47	0.00	1,091,689.73		214,256.80
MOOE		190,524.00	421,519.46			612,043.46	0.00	326,525.55		475,430.99
CO						0.00	0.00	0.00		0.00
Registration and licensing	310400100004000	157,330.09	151,674.16	0.00	0.00	309,004.25	0.00	4,330.05	0.00	190,665.70
PS						0.00	0.00	0.00		0.00
MOOE		157,330.09	151,674.16			309,004.25	0.00	4,330.05		190,665.70
CO						0.00	0.00	0.00		0.00
LOCALLY-FUNDED AND FOREIGN-ASSISTED PROGRAM	310500000000000	0.00	0.00	0.00	0.00	0.00	3,000,000.00	0.00	0.00	0.00
Mainstreaming Climate Resilient Agriculture (CRA) in Regional Programs and Projects	310500200020000	0.00	0.00	0.00	0.00	0.00	3,000,000.00	0.00	0.00	0.00
MOOE						0.00	300,000.00	0.00		0.00
CO						0.00	2,700,000.00	0.00		0.00

Particulars	UACS CODE	Current Year Disbursements					Balances				
		1st Quarter	2nd Quarter	3rd Quarter	4th Quarter	Total	Unreleased Appropriations	Unobligated Allotment	Unpaid Obligations (15-20) = (23+24)		
		Ending Mar. 31	Ending June 30	Ending Sept. 30	Ending Dec. 31				Due and Demandable	Not Yet Due and Demandable	
1	2	16	17	18	19	20=(16+17+18+19)	21=(5-10)	22=(10-15)	23	24	
II. Automatic Appropriations		2,465,408.28	2,775,053.58	0.00	0.00	5,240,461.86	0.00	5,924,537.14	0.00	1.00	
Retirement and Life Insurance Premiums	1104102	2,465,408.28	2,775,053.58	0.00	0.00	5,240,461.86	0.00	5,924,537.14	0.00	1.00	
General Administration and Support	1000000000000000	529,530.00	573,657.00	0.00	0.00	1,103,187.00	0.00	1,482,813.00	0.00	0.00	
General management and supervision	100000100001000	529,530.00	573,657.00	0.00	0.00	1,103,187.00	0.00	1,482,813.00	0.00	0.00	
PS		529,530.00	573,657.00			1,103,187.00	0.00	1,482,813.00		0.00	
Support to Operations	2000000000000000	166,248.00	180,102.00	0.00	0.00	346,350.00	0.00	318,650.00	0.00	0.00	
Development of organizational policies, plans and procedures	200000100005000	166,248.00	180,102.00	0.00	0.00	346,350.00	0.00	318,650.00	0.00	0.00	
PS		166,248.00	180,102.00			346,350.00	0.00	318,650.00		0.00	
Operations	3000000000000000	1,769,630.28	2,021,294.58	0.00	0.00	3,790,924.86	0.00	4,123,074.14	0.00	1.00	
OO : Productivity in the agricultural sector increased	3100000000000000	1,769,630.28	2,021,294.58	0.00	0.00	3,790,924.86	0.00	4,123,074.14	0.00	1.00	
TECHNICAL AND SUPPORT SERVICES PROGRAM	3101000000000000	1,706,381.28	1,952,777.58	0.00	0.00	3,659,158.86	0.00	4,001,840.14	0.00	1.00	
PRODUCTION SUPPORT SERVICES (PSS) SUB-PROGRAM	3101010000000000	593,496.00	665,037.99	0.00	0.00	1,258,533.99	0.00	2,106,466.01	0.00	0.00	
Other production support services activities	310101100006000	593,496.00	665,037.99	0.00	0.00	1,258,533.99	0.00	2,106,466.01	0.00	0.00	
PS		593,496.00	665,037.99			1,258,533.99	0.00	2,106,466.01		0.00	
MARKET DEVELOPMENT SERVICES (MDS) SUB-PROGRAM	3101020000000000	42,000.00	45,500.01	0.00	0.00	87,500.01	0.00	80,499.99	0.00	0.00	
Market development services	310102100007000	42,000.00	45,500.01	0.00	0.00	87,500.01	0.00	80,499.99	0.00	0.00	
PS		42,000.00	45,500.01			87,500.01	0.00	80,499.99		0.00	
RESEARCH AND DEVELOPMENT (R&D) SUB-PROGRAM	3101040000000000	1,070,885.28	1,242,239.58	0.00	0.00	2,313,124.86	0.00	1,814,874.14	0.00	1.00	
Other research and development activities	310104100006000	1,070,885.28	1,242,239.58	0.00	0.00	2,313,124.86	0.00	1,814,874.14	0.00	1.00	
PS		1,070,885.28	1,242,239.58			2,313,124.86	0.00	1,814,874.14		1.00	
AGRICULTURE AND FISHERY REGULATORY SUPPORT PROGRAM	3104000000000000	63,249.00	68,517.00	0.00	0.00	131,766.00	0.00	121,234.00	0.00	0.00	
Quality control and inspection	310400100001000	63,249.00	68,517.00	0.00	0.00	131,766.00	0.00	121,234.00	0.00	0.00	
PS		63,249.00	68,517.00			131,766.00	0.00	121,234.00		0.00	
III. Special Purpose Fund		3,293,721.14	910,077.52	0.00	0.00	4,203,798.66	0.00	0.00	0.00	1.34	
Pension and Gratuity Fund	1101407	3,293,721.14	910,077.52	0.00	0.00	4,203,798.66	0.00	0.00	0.00	1.34	
Purpose	4000000000000000	3,293,721.14	910,077.52	0.00	0.00	4,203,798.66	0.00	0.00	0.00	1.34	
Pension and Gratuity Fund	4008000000000000	0.00	0.00	0.00	0.00	0.00	0.00	0.00	0.00	0.00	
Pension and Gratuity Fund	4008000000000000	0.00	0.00	0.00	0.00	0.00	0.00	0.00	0.00	0.00	
PS						0.00	0.00	0.00		0.00	
For payment of retirement and terminal leave benefits	400800000002000	3,293,721.14	910,077.52	0.00	0.00	4,203,798.66	0.00	0.00	0.00	1.34	
PS		3,293,721.14	910,077.52			4,203,798.66	0.00	0.00		1.34	
For payment of monetization of leave credits	400800000004000	0.00	0.00	0.00	0.00	0.00	0.00	0.00	0.00	0.00	
PS						0.00	0.00	0.00		0.00	
GRAND TOTAL		206,838,634.67	150,956,180.98	0.00	0.00	357,794,815.65	3,525,000.00	285,442,478.50	0.00	705,562,505.85	
PS		27,840,045.02	37,352,198.92	0.00	0.00	65,192,243.94	525,000.00	63,687,040.93	0.00	9,617,001.87	
MOOE		40,017,515.25	109,512,487.31	0.00	0.00	149,530,002.56	300,000.00	114,077,853.72	0.00	348,102,143.72	
FinEX		0.00	6,600.00	0.00	0.00	6,600.00	0.00	0.00	0.00	33,400.00	
CO		138,981,074.40	4,084,894.75	0.00	0.00	143,065,969.15	2,700,000.00	107,677,583.85	0.00	348,915,447.00	

Certified Correct:


GILDA R. RODRIGUEZ
 Chief, Budget Section
 Date: _____

Recommending Approval:


JOEL C. MACANOCIDO
 Chief, Accounting Section
 OIC - Finance and Administrative Division
 Date: _____

Approved by:


LUCRECIO R. ANVIAR, JR., CFSO III
 Regional Executive Director
 Date: _____

STATEMENT OF APPROPRIATIONS, ALLOTMENTS, OBLIGATIONS, DISBURSEMENTS AND BALANCES
As of the Quarter Ending June 30, 2019

Department: Department of Agriculture (DA)
Agency: Office of the Secretary
Operating Unit: REGION I
Organization Code (UACS): 050010000000
Fund Cluster: 01 - Regular Agency Fund

Authorization: 01 - Current Year Appropriations
Report Status: ALL

Particulars	UACS CODE	Appropriation			Allotments				
		Authorized Appropriation	Adjustments (Transfer (To)/From, Realignment)	Adjusted Appropriations	Allotments Received	Adjustments (Withdrawal, Realignment)	Transfer To	Transfer From	Adjusted Total Allotments
1	2	3	4	5=(3+4)	6	7	8	9	10=[[6+(-)7]-8+9]
I. Agency Specific Budget		0.00	0.00	0.00	0.00	0.00	0.00	0.00	0.00
Specific Budgets of National Government Agencies	1101101	0.00	0.00	0.00	0.00	0.00	0.00	0.00	0.00
General Administration and Support	1000000000000000	0.00	0.00	0.00	0.00	0.00	0.00	0.00	0.00
General management and supervision	100000100001000	0.00	0.00	0.00	0.00	0.00	0.00	0.00	0.00
PS				0.00					0.00
MOOE				0.00					0.00
FINEX				0.00					0.00
CO				0.00					0.00
Administration of Personnel Benefits	100000100002000			0.00					0.00
PS				0.00					0.00
Support to Operations	2000000000000000			0.00					0.00
Development of organizational policies, plans and procedures	200000100005000			0.00					0.00
PS				0.00					0.00
MOOE				0.00					0.00
Operation and maintenance of the integrated laboratories	200000100008000			0.00					0.00
PS				0.00					0.00
MOOE				0.00					0.00
CO				0.00					0.00
Field program management activities	200000100009000			0.00					0.00
PS				0.00					0.00
MOOE				0.00					0.00
FINEX				0.00					0.00
CO				0.00					0.00
Operations	3000000000000000			0.00					0.00
OO : Productivity in the agricultural sector increased	3100000000000000			0.00					0.00
TECHNICAL AND SUPPORT SERVICES PROGRAM	3101000000000000			0.00					0.00
PRODUCTION SUPPORT SERVICES (PSS) SUB-PROGRAM	3101010000000000			0.00					0.00
PSS on the National Rice Program	310101100001000			0.00					0.00
MOOE				0.00					0.00
CO				0.00					0.00
PSS on the National Livestock Program	310101100002000			0.00					0.00
MOOE				0.00					0.00
CO				0.00					0.00
PSS on the National Corn Program	310101100003000			0.00					0.00
MOOE				0.00					0.00
CO				0.00					0.00
PSS on the National High-Value Crops Development Program	310101100004000			0.00					0.00
MOOE				0.00					0.00
CO				0.00					0.00

Particulars	UACS CODE	Appropriation			Allotments				
		Authorized Appropriation	Adjustments (Transfer (To)/From, Realignment)	Adjusted Appropriations	Allotments Received	Adjustments (Withdrawal, Realignment)	Transfer To	Transfer From	Adjusted Total Allotments
1	2	3	4	5=(3+4)	6	7	8	9	10=[[6+(-)7]-8+9]
PSS on the Promotion and Development of Organic Agriculture	310101100005000			0.00					0.00
MOOE				0.00					0.00
CO				0.00					0.00
Other production support services activities	310101100006000			0.00					0.00
PS				0.00					0.00
MOOE				0.00					0.00
MARKET DEVELOPMENT SERVICES (MDS) SUB-PROGRAM	310102000000000			0.00					0.00
Other Market development services Activities	310102100006000			0.00					0.00
PS				0.00					0.00
MOOE				0.00					0.00
CO				0.00					0.00
EXTENSION SUPPORT, EDUCATION AND TRAINING	310103000000000			0.00					0.00
ESETS on the National Rice Program	310103100001000			0.00					0.00
MOOE				0.00					0.00
CO				0.00					0.00
ESETS on the National Livestock Program	310103100002000			0.00					0.00
MOOE				0.00					0.00
CO				0.00					0.00
ESETS on the National Corn Program	310103100003000			0.00					0.00
MOOE				0.00					0.00
CO				0.00					0.00
ESETS on the National High-Value Crops Development Program	310103100004000			0.00					0.00
MOOE				0.00					0.00
CO				0.00					0.00
ESETS on the Promotion and Development of Organic Agriculture	310103100005000			0.00					0.00
MOOE				0.00					0.00
CO				0.00					0.00
Other extension support, education and training services activities	310103100006000			0.00					0.00
PS				0.00					0.00
MOOE				0.00					0.00
CO				0.00					0.00
RESEARCH AND DEVELOPMENT (R&D) SUB-PROGRAM	310104000000000			0.00					0.00
R&D on the National Rice Program	310104100001000			0.00					0.00
MOOE				0.00					0.00
CO				0.00					0.00
R&D on the National Corn Program	310104100003000			0.00					0.00
MOOE				0.00					0.00
CO				0.00					0.00
Other research and development activities	310104100006000			0.00					0.00
PS				0.00					0.00
MOOE				0.00					0.00
CO				0.00					0.00

Particulars	UACS CODE	Appropriation			Allotments				
		Authorized Appropriation	Adjustments (Transfer (To)/From, Realignment)	Adjusted Appropriations	Allotments Received	Adjustments (Withdrawal, Realignment)	Transfer To	Transfer From	Adjusted Total Allotments
1	2	3	4	5=(3+4)	6	7	8	9	10=[[6+(-)7]-8+9]
AGRICULTURAL MACHINERY, EQUIPMENT, FACILITIES AND INFRASTRUCTURES PROGRAM	3102000000000000			0.00					0.00
AGRICULTURAL MACHINERY, EQUIPMENT, AND FACILITIES SUPPORT SERVICES SUB-PROGRAM	3102010000000000			0.00					0.00
Provision of Agricultural Equipment and Facilities (PAEF) on the	310201100001000			0.00					0.00
MOOE				0.00					0.00
CO				0.00					0.00
PAEF on the National Corn Program	310201100003000			0.00					0.00
MOOE				0.00					0.00
CO				0.00					0.00
PAEF on the National High-Value Crops Development Program	310201100004000			0.00					0.00
MOOE				0.00					0.00
CO				0.00					0.00
PAEF on the Promotion and Development of Organic Agriculture	310201100005000			0.00					0.00
MOOE				0.00					0.00
CO				0.00					0.00
IRRIGATION NETWORK SERVICES (INS) SUB-PROGRAM	3102020000000000			0.00					0.00
INS on the National Rice Program	310202100001000			0.00					0.00
MOOE				0.00					0.00
CO				0.00					0.00
INS on the National Corn Program	310202100002000			0.00					0.00
MOOE				0.00					0.00
CO				0.00					0.00
INS on the National High-Value Crops Development Program	310202100003000			0.00					0.00
MOOE				0.00					0.00
CO				0.00					0.00
INS on the Promotion and Development of Organic Agriculture	310202100005000			0.00					0.00
MOOE				0.00					0.00
CO				0.00					0.00
FARM-TO-MARKET ROADS (FMR) SUB-PROGRAM	3102030000000000			0.00					0.00
Farm-to-Market Road (FMR) Network Planning and Monitoring Services	310203100001000			0.00					0.00
MOOE				0.00					0.00
CO				0.00					0.00
Locally-Funded Project(s)	3102032000000000			0.00					0.00
MOOE				0.00					0.00
CO				0.00					0.00
AGRICULTURE AND FISHERY REGULATORY SUPPORT PROGRAM	3104000000000000			0.00					0.00
Quality control and inspection	310400100001000			0.00					0.00
PS				0.00					0.00
MOOE				0.00					0.00
CO				0.00					0.00
Registration and licensing	310400100004000			0.00					0.00
PS				0.00					0.00
MOOE				0.00					0.00
CO				0.00					0.00
LOCALLY-FUNDED AND FOREIGN-ASSISTED PROGRAM	3105000000000000			0.00					0.00
Mainstreaming Climate Resilient Agriculture (CRA) in Regional	310500200020000			0.00					0.00
MOOE				0.00					0.00
CO				0.00					0.00

Particulars	UACS CODE	Appropriation			Allotments				
		Authorized Appropriation	Adjustments (Transfer (To)/From, Realignment)	Adjusted Appropriations	Allotments Received	Adjustments (Withdrawal, Realignment)	Transfer To	Transfer From	Adjusted Total Allotments
1	2	3	4	5=(3+4)	6	7	8	9	10=[[6+(-)7]-8+9]
II. Automatic Appropriations				0.00					0.00
Retirement and Life Insurance Premiums	1104102			0.00					0.00
General Administration and Support	1000000000000000			0.00					0.00
General management and supervision	100000100001000			0.00					0.00
PS				0.00					0.00
Support to Operations	2000000000000000			0.00					0.00
Development of organizational policies, plans and procedures	200000100005000			0.00					0.00
PS				0.00					0.00
Agri-business and marketing services	200000100006000			0.00					0.00
PS				0.00					0.00
Operations	3000000000000000			0.00					0.00
OO : Productivity in the agricultural sector increased	3100000000000000			0.00					0.00
TECHNICAL AND SUPPORT	3101000000000000			0.00					0.00
PRODUCTION SUPPORT SERVICES (PSS) SUB-PROGRAM	3101010000000000			0.00					0.00
Other production support services activities	310101100006000			0.00					0.00
PS				0.00					0.00
MARKET DEVELOPMENT SERVICES (MDS) SUB-PROGRAM	3101020000000000			0.00					0.00
Market development services	310102100007000			0.00					0.00
PS				0.00					0.00
RESEARCH AND DEVELOPMENT (R&D) SUB-PROGRAM	3101040000000000			0.00					0.00
Other research and development activities	310104100006000			0.00					0.00
PS				0.00					0.00
AGRICULTURE AND FISHERY REGULATORY SUPPORT PROGRAM	3104000000000000			0.00					0.00
Quality control and inspection	310400100001000			0.00					0.00
PS				0.00					0.00
III. Special Purpose Fund				0.00					0.00
Pension and Gratuity Fund	1101407			0.00	3,293,722.00				3,293,722.00
Purpose	4000000000000000		3,293,722.00	3,293,722.00	3,293,722.00				3,293,722.00
Pension and Gratuity Fund	4008000000000000			0.00					0.00
Pension and Gratuity Fund	4008000000000000			0.00					0.00
PS				0.00					0.00
For payment of retirement and terminal leave benefits	40080000002000		3,293,722.00	3,293,722.00	3,293,722.00				3,293,722.00
PS			3,293,722.00	3,293,722.00	3,293,722.00				3,293,722.00
For payment of monetization of leave	40080000004000			0.00					0.00
PS				0.00					0.00
GRAND TOTAL		0.00	0.00	0.00	0.00	0.00	0.00	0.00	0.00
PS		0.00	3,293,722.00	3,293,722.00	3,293,722.00	0.00	0.00	0.00	3,293,722.00
MOOE		0.00	0.00	0.00	0.00	0.00	0.00	0.00	0.00
FinEX		0.00	0.00	0.00	0.00	0.00	0.00	0.00	0.00
CO		0.00	0.00	0.00	0.00	0.00	0.00	0.00	0.00

Particulars	UACS CODE	Current Year Obligations				
		1st Quarter Ending Mar. 31	2nd Quarter Ending June 30	3rd Quarter Ending Sept. 30	4th Quarter Ending Dec. 31	Total
1	2	11	12	13	14	15=(11+12+13+14)
I. Agency Specific Budget		227,060,591.72	154,530,060.49	0.00	0.00	381,590,652.21
Specific Budgets of National Government Agencies	1101101	227,060,591.72	154,530,060.49	0.00	0.00	381,590,652.21
General Administration and Support	1000000000000000	8,824,798.27	4,629,994.21	0.00	0.00	13,454,792.48
General management and supervision	100000100001000	8,824,798.27	4,629,994.21	0.00	0.00	13,454,792.48
PS		4,498,898.99	2,028,725.73			6,527,624.72
MOOE		4,325,899.28	2,595,268.48			0.00
FINEX			6,000.00			4,331,899.28
CO		0.00				0.00
Administration of Personnel Benefits	100000100002000		0.00	0.00	0.00	0.00
PS						0.00
Support to Operations	2000000000000000	9,593,736.79	10,721,822.15	0.00	0.00	20,315,558.94
Development of organizational policies, plans and procedures	200000100005000	1,806,747.09	1,057,714.00	0.00	0.00	2,864,461.09
PS		1,429,692.00	678,290.00			2,107,982.00
MOOE		377,055.09	379,424.00			756,479.09
Operation and maintenance of the integrated laboratories	200000100008000	1,878,373.93	3,183,060.20	0.00	0.00	5,061,434.13
PS						0.00
MOOE		1,878,373.93	3,183,060.20			5,061,434.13
CO						0.00
Field program management activities	200000100009000	5,908,615.77	6,481,047.95	0.00	0.00	12,389,663.72
PS						0.00
MOOE		5,908,615.77	6,481,047.95			12,389,663.72
FINEX						0.00
CO						0.00
Operations	3000000000000000	208,642,056.66	139,178,244.13	0.00	0.00	347,820,300.79
OO : Productivity in the agricultural sector increased	3100000000000000	208,642,056.66	139,178,244.13	0.00	0.00	347,820,300.79
TECHNICAL AND SUPPORT SERVICES PROGRAM	3101000000000000	55,926,632.41	129,840,573.98	0.00	0.00	185,767,206.39
PRODUCTION SUPPORT SERVICES (PSS) SUB-PROGRAM	3101010000000000	38,177,529.96	116,049,273.62	0.00	0.00	154,226,803.58
PSS on the National Rice Program	310101100001000	19,764,520.00	108,940,600.00	0.00	0.00	128,705,120.00
MOOE		19,764,520.00	108,940,600.00			128,705,120.00
CO						0.00
PSS on the National Livestock Program	310101100002000	7,931,857.00	1,920,901.00	0.00	0.00	9,852,758.00
MOOE		3,685,857.00	1,241,401.00			4,927,258.00
CO		4,246,000.00	679,500.00			4,925,500.00
PSS on the National Corn Program	310101100003000	228,000.00	116,950.00	0.00	0.00	344,950.00
MOOE		228,000.00	116,950.00			344,950.00
CO						0.00
PSS on the National High-Value Crops Development Program	310101100004000	457,384.19	526,273.00	0.00	0.00	983,657.19
MOOE		457,384.19	526,273.00			983,657.19
CO						0.00

Particulars	UACS CODE	Current Year Obligations				
		1st Quarter Ending Mar. 31	2nd Quarter Ending June 30	3rd Quarter Ending Sept. 30	4th Quarter Ending Dec. 31	Total
1	2	11	12	13	14	15=(11+12+13+14)
PSS on the Promotion and Development of Organic Agriculture	310101100005000	1,420,136.55	728,088.00	0.00	0.00	2,148,224.55
MOOE		1,420,136.55	728,088.00			2,148,224.55
CO						0.00
Other production support services activities	310101100006000	8,375,632.22	3,816,461.62	0.00	0.00	12,192,093.84
PS		7,020,250.98	3,269,845.66			10,290,096.64
MOOE		1,355,381.24	546,615.96			1,901,997.20
MARKET DEVELOPMENT SERVICES (MDS) SUB-PROGRAM	310102000000000	1,247,276.96	1,132,811.33	0.00	0.00	2,380,088.29
Other Market development services Activities	310102100006000	1,247,276.96	1,132,811.33	0.00	0.00	2,380,088.29
PS		371,709.99	241,899.33			613,609.32
MOOE		875,566.97	890,912.00			1,766,478.97
CO						0.00
EXTENSION SUPPORT, EDUCATION AND TRAINING	310103000000000	4,267,235.20	4,886,479.44	0.00	0.00	9,153,714.64
ESETS on the National Rice Program	310103100001000	2,837,196.72	2,367,122.54	0.00	0.00	5,204,319.26
MOOE		2,837,196.72	2,367,122.54			5,204,319.26
CO						0.00
ESETS on the National Livestock Program	310103100002000	294,112.48	822,055.00	0.00	0.00	1,116,167.48
MOOE		294,112.48	822,055.00			1,116,167.48
CO						0.00
ESETS on the National Corn Program	310103100003000	698,262.00	21,605.90	0.00	0.00	719,867.90
MOOE		698,262.00	21,605.90			719,867.90
CO						0.00
ESETS on the National High-Value Crops Development Program	310103100004000	53,348.00	1,123,774.00	0.00	0.00	1,177,122.00
MOOE		53,348.00	1,123,774.00			1,177,122.00
CO						0.00
ESETS on the Promotion and Development of Organic Agriculture	310103100005000	87,500.00	234,900.00	0.00	0.00	322,400.00
MOOE		87,500.00	234,900.00			322,400.00
CO						0.00
Other extension support, education and training services activities	310103100006000	296,816.00	317,022.00	0.00	0.00	613,838.00
PS						0.00
MOOE		296,816.00	317,022.00			613,838.00
CO						0.00
RESEARCH AND DEVELOPMENT (R&D) SUB-PROGRAM	310104000000000	12,234,590.29	7,772,009.59	0.00	0.00	20,006,599.88
R&D on the National Rice Program	310104100001000	2,433,631.93	3,298,959.18	0.00	0.00	5,732,591.11
MOOE		2,433,631.93	3,298,959.18			5,732,591.11
CO						0.00
R&D on the National Corn Program	310104100003000	457,546.00	154,312.00	0.00	0.00	611,858.00
MOOE		457,546.00	154,312.00			611,858.00
CO						0.00
Other research and development activities	310104100006000	9,343,412.36	4,318,738.41	0.00	0.00	13,662,150.77
PS		8,753,497.00	4,184,164.41			12,937,661.41
MOOE		589,915.36	134,574.00			724,489.36
CO						0.00

Particulars	UACS CODE	Current Year Obligations				
		1st Quarter Ending Mar. 31	2nd Quarter Ending June 30	3rd Quarter Ending Sept. 30	4th Quarter Ending Dec. 31	Total
1	2	11	12	13	14	15=(11+12+13+14)
AGRICULTURAL MACHINERY, EQUIPMENT, FACILITIES AND INFRASTRUCTURES PROGRAM	3102000000000000	151,621,091.31	8,615,498.00	0.00	0.00	160,236,589.31
AGRICULTURAL MACHINERY, EQUIPMENT, AND FACILITIES SUPPORT SERVICES SUB-PROGRAM	3102010000000000	44,810,772.00	-1,393,250.00	0.00	0.00	43,417,522.00
Provision of Agricultural Equipment and Facilities (PAEF) on the MOOE	310201100001000	25,131,980.00	0.00	0.00	0.00	25,131,980.00
CO		25,131,980.00	0.00			25,131,980.00
PAEF on the National Corn Program	310201100003000	3,572,656.00	0.00	0.00	0.00	3,572,656.00
MOOE						0.00
CO		3,572,656.00	0.00			3,572,656.00
PAEF on the National High-Value Crops Development Program	310201100004000	15,188,540.00	-1,393,250.00	0.00	0.00	13,795,290.00
MOOE		3,973,540.00	-1,453,250.00			2,520,290.00
CO		11,215,000.00	60,000.00			11,275,000.00
PAEF on the Promotion and Development of Organic Agriculture	310201100005000	917,596.00	0.00	0.00	0.00	917,596.00
MOOE						0.00
CO		917,596.00	0.00			917,596.00
IRRIGATION NETWORK SERVICES (INS) SUB-PROGRAM	3102020000000000	105,966,461.17	8,927,200.00	0.00	0.00	114,893,661.17
INS on the National Rice Program	310202100001000	93,626,461.17	7,187,700.00	0.00	0.00	100,814,161.17
MOOE						0.00
CO		93,626,461.17	7,187,700.00			100,814,161.17
INS on the National Corn Program	310202100002000	10,000,000.00	0.00	0.00	0.00	10,000,000.00
MOOE						0.00
CO		10,000,000.00	0.00			10,000,000.00
INS on the National High-Value Crops Development Program	310202100003000	2,100,000.00	1,739,500.00	0.00	0.00	3,839,500.00
MOOE		0.00	1,739,500.00			1,739,500.00
CO		2,100,000.00	0.00			2,100,000.00
INS on the Promotion and Development of Organic Agriculture	310202100005000	240,000.00	0.00	0.00	0.00	240,000.00
MOOE						0.00
CO		240,000.00	0.00			240,000.00
FARM-TO-MARKET ROADS (FMR) SUB-PROGRAM	3102030000000000	843,858.14	1,081,548.00	0.00	0.00	1,925,406.14
Farm-to-Market Road (FMR) Network Planning and Monitoring Services	310203100001000	843,858.14	1,081,548.00	0.00	0.00	1,925,406.14
MOOE		843,858.14	1,081,548.00			1,925,406.14
CO						0.00
Locally-Funded Project(s)	3102032000000000	0.00	0.00	0.00	0.00	0.00
MOOE						0.00
CO						0.00
AGRICULTURE AND FISHERY REGULATORY SUPPORT PROGRAM	3104000000000000	1,094,332.94	722,172.15	0.00	0.00	1,816,505.09
Quality control and inspection	310400100001000	919,041.44	570,769.20	0.00	0.00	1,489,810.64
PS		573,988.98	334,495.66			908,484.64
MOOE		345,052.46	236,273.54			581,326.00
CO						0.00
Registration and licensing	310400100004000	175,291.50	151,402.95	0.00	0.00	326,694.45
PS						0.00
MOOE		175,291.50	151,402.95			326,694.45
CO						0.00
LOCALLY-FUNDED AND FOREIGN-ASSISTED PROGRAM	3105000000000000	0.00	0.00	0.00	0.00	0.00
Mainstreaming Climate Resilient Agriculture (CRA) in Regional	310500200020000	0.00	0.00	0.00	0.00	0.00
MOOE						0.00
CO						0.00

Particulars	UACS CODE	Current Year Obligations				
		1st Quarter Ending Mar. 31	2nd Quarter Ending June 30	3rd Quarter Ending Sept. 30	4th Quarter Ending Dec. 31	Total
1	2	11	12	13	14	15=(11+12+13+14)
II. Automatic Appropriations		2,465,408.28	870,118.44	0.00	0.00	3,335,526.72
Retirement and Life Insurance Premiums	1104102	2,465,408.28	870,118.44	0.00	0.00	3,335,526.72
General Administration and Support	1000000000000000	529,530.00	176,510.00	0.00	0.00	706,040.00
General management and supervision	100000100001000	529,530.00	176,510.00	0.00	0.00	706,040.00
PS		529,530.00	176,510.00			706,040.00
Support to Operations	2000000000000000	166,248.00	55,416.00	0.00	0.00	221,664.00
Development of organizational policies, plans and procedures	200000100005000	166,248.00	55,416.00	0.00	0.00	221,664.00
PS		166,248.00	55,416.00			221,664.00
Agri-business and marketing services	200000100006000	0.00	0.00	0.00	0.00	0.00
PS						0.00
Operations	3000000000000000	1,769,630.28	638,192.44	0.00	0.00	2,407,822.72
OO : Productivity in the agricultural sector increased	3100000000000000	1,769,630.28	638,192.44	0.00	0.00	2,407,822.72
TECHNICAL AND SUPPORT	3101000000000000	1,706,381.28	617,109.44	0.00	0.00	2,323,490.72
PRODUCTION SUPPORT SERVICES (PSS) SUB-PROGRAM	3101010000000000	593,496.00	210,012.00	0.00	0.00	803,508.00
Other production support services activities	310101100006000	593,496.00	210,012.00	0.00	0.00	803,508.00
PS		593,496.00	210,012.00			803,508.00
MARKET DEVELOPMENT SERVICES (MDS) SUB-PROGRAM	3101020000000000	42,000.00	14,000.00	0.00	0.00	56,000.00
Market development services	310102100007000	42,000.00	14,000.00	0.00	0.00	56,000.00
PS		42,000.00	14,000.00			56,000.00
RESEARCH AND DEVELOPMENT (R&D) SUB-PROGRAM	3101040000000000	1,070,885.28	393,097.44	0.00	0.00	1,463,982.72
Other research and development activities	310104100006000	1,070,885.28	393,097.44	0.00	0.00	1,463,982.72
PS		1,070,885.28	393,097.44			1,463,982.72
AGRICULTURE AND FISHERY REGULATORY SUPPORT PROGRAM	3104000000000000	63,249.00	21,083.00	0.00	0.00	84,332.00
Quality control and inspection	310400100001000	63,249.00	21,083.00	0.00	0.00	84,332.00
PS		63,249.00	21,083.00			84,332.00
III. Special Purpose Fund		3,293,722.00	0.00	0.00	0.00	3,293,722.00
Pension and Gratuity Fund	1101407	3,293,722.00	0.00	0.00	0.00	3,293,722.00
Purpose	4000000000000000	3,293,722.00	0.00	0.00	0.00	3,293,722.00
Pension and Gratuity Fund	4008000000000000	0.00	0.00	0.00	0.00	0.00
Pension and Gratuity Fund	4008000000000000	0.00	0.00	0.00	0.00	0.00
PS						0.00
For payment of retirement and terminal leave benefits	400800000002000	3,293,722.00	0.00	0.00	0.00	3,293,722.00
PS		3,293,722.00				3,293,722.00
For payment of monetization of leave	400800000004000	0.00	0.00	0.00	0.00	0.00
PS						0.00
GRAND TOTAL		232,819,722.00	155,400,178.93	0.00	0.00	388,219,900.93
PS		28,407,168.22	11,607,539.23	0.00	0.00	40,014,707.45
MOOE		53,362,860.61	135,859,439.70	0.00	0.00	182,301,132.55
FinEX		0.00	6,000.00	0.00	0.00	4,331,899.28
CO		151,049,693.17	7,927,200.00	0.00	0.00	158,976,893.17

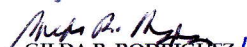
Particulars	UACS CODE	Current Year Disbursements					Balances			
		1st Quarter Ending	2nd Quarter Ending	3rd Quarter Ending	4th Quarter Ending	Total	Unreleased Appropriations	Unobligated Allotment	Unpaid Obligations (15-20) = (23+24)	
		Mar. 31	June 30	Sept. 30	Dec. 31				Due and Demandable	Not Yet Due and Demandable
1	2	16	17	18	19	20=(16+17+18+19)	21=(5-10)	22=(10-15)	23	24
I. Agency Specific Budget		201,079,505.25	21,579,067.26	0.00	0.00	222,658,572.51	0.00	-381,590,652.21	0.00	158,932,079.70
Specific Budgets of National Government Agencies	1101101	201,079,505.25	21,579,067.26	0.00	0.00	222,658,572.51	0.00	-381,590,652.21	0.00	158,932,079.70
General Administration and Support	1000000000000000	7,963,051.44	4,318,671.09	0.00	0.00	12,281,722.53	0.00	-13,454,792.48	0.00	1,173,069.95
General management and supervision	100000100001000	7,963,051.44	4,318,671.09	0.00	0.00	12,281,722.53	0.00	-13,454,792.48	0.00	-3,217,185.40
PS		4,389,683.62	1,951,546.93			6,341,230.55	0.00	-6,527,624.72		-1,608,592.70
MOOE		3,573,367.82	2,361,124.16			5,934,491.98	0.00	0.00		-5,934,491.98
FINEX			6,000.00			6,000.00	0.00	-4,331,899.28		4,325,899.28
CO						0.00	0.00	0.00		0.00
Administration of Personnel Benefits	100000100002000	0.00	0.00	0.00	0.00	0.00	0.00	0.00	0.00	0.00
PS						0.00	0.00	0.00		0.00
Support to Operations	2000000000000000	6,284,434.66	3,294,995.38	0.00	0.00	9,579,430.04	0.00	-20,315,558.94	0.00	10,736,128.90
Development of organizational policies, plans and procedures	200000100005000	1,644,820.70	862,259.31	0.00	0.00	2,507,080.01	0.00	-2,864,461.09	0.00	357,381.08
PS		1,392,850.63	648,940.46			2,041,791.09	0.00	-2,107,982.00		66,190.91
MOOE		251,970.07	213,318.85			465,288.92	0.00	-756,479.09		291,190.17
Operation and maintenance of the integrated laboratories	200000100008000	1,652,774.16	378,583.75	0.00	0.00	2,031,357.91	0.00	-5,061,434.13	0.00	3,030,076.22
PS						0.00	0.00	0.00		0.00
MOOE		1,652,774.16	378,583.75			2,031,357.91	0.00	-5,061,434.13		3,030,076.22
CO						0.00	0.00	0.00		0.00
Field program management activities	200000100009000	2,986,839.80	2,054,152.32	0.00	0.00	5,040,992.12	0.00	-12,389,663.72	0.00	7,348,671.60
PS						0.00	0.00	0.00		0.00
MOOE		2,986,839.80	2,054,152.32			5,040,992.12	0.00	-12,389,663.72		7,348,671.60
FINEX						0.00	0.00	0.00		0.00
CO						0.00	0.00	0.00		0.00
Operations	3000000000000000	186,832,019.15	13,965,400.79	0.00	0.00	200,797,419.94	0.00	-347,820,300.79	0.00	147,022,880.85
OO : Productivity in the agricultural sector increased	3100000000000000	186,832,019.15	13,965,400.79	0.00	0.00	200,797,419.94	0.00	-347,820,300.79	0.00	147,022,880.85
TECHNICAL AND SUPPORT SERVICES PROGRAM	3101000000000000	46,712,308.87	9,163,113.48	0.00	0.00	55,875,422.35	0.00	-185,767,206.39	0.00	129,891,784.04
PRODUCTION SUPPORT SERVICES (PSS) SUB-PROGRAM	3101010000000000	33,955,557.90	3,488,540.34	0.00	0.00	37,444,098.24	0.00	-154,226,803.58	0.00	116,782,705.34
PSS on the National Rice Program	310101100001000	18,608,222.00	169,900.00	0.00	0.00	18,778,122.00	0.00	-128,705,120.00	0.00	109,926,998.00
MOOE		18,608,222.00	169,900.00			18,778,122.00	0.00	-128,705,120.00		109,926,998.00
CO						0.00	0.00	0.00		0.00
PSS on the National Livestock Program	310101100002000	7,560,749.37	57,968.97	0.00	0.00	7,618,718.34	0.00	-9,852,758.00	0.00	2,234,039.66
MOOE		3,372,372.22	346.12			3,372,718.34	0.00	-4,927,258.00		1,554,539.66
CO		4,188,377.15	57,622.85			4,246,000.00	0.00	-4,925,500.00		679,500.00
PSS on the National Corn Program	310101100003000	0.00	0.00	0.00	0.00	0.00	0.00	-344,950.00	0.00	344,950.00
MOOE						0.00	0.00	-344,950.00		344,950.00
CO						0.00	0.00	0.00		0.00
PSS on the National High-Value Crops Development Program	310101100004000	450,549.59	43,782.95	0.00	0.00	494,332.54	0.00	-983,657.19	0.00	489,324.65
MOOE		450,549.59	43,782.95			494,332.54	0.00	-983,657.19		489,324.65
CO						0.00	0.00	0.00		0.00

Particulars	UACS CODE	Current Year Disbursements					Balances				
		1st Quarter Ending	2nd Quarter Ending	3rd Quarter Ending	4th Quarter Ending	Total	Unreleased Appropriations	Unobligated Allotment	Unpaid Obligations (15-20) = (23+24)		
		Mar. 31	June 30	Sept. 30	Dec. 31				Due and Demandable	Not Yet Due and Demandable	
1	2	16	17	18	19	20=(16+17+18+19)	21=(5-10)	22=(10-15)	23	24	
PSS on the Promotion and Development of Organic Agriculture	310101100005000	51,231.17	0.00	0.00	0.00	51,231.17	0.00	-2,148,224.55	0.00	2,096,993.38	
MOOE		51,231.17				51,231.17	0.00	-2,148,224.55		2,096,993.38	
CO						0.00	0.00	0.00		0.00	
Other production support services activities	310101100006000	7,284,805.77	3,216,888.42	0.00	0.00	10,501,694.19	0.00	-12,192,093.84	0.00	1,690,399.65	
PS		6,839,975.54	3,147,495.57			9,987,471.11	0.00	-10,290,096.64		302,625.53	
MOOE		444,830.23	69,392.85			514,223.08	0.00	-1,901,997.20		1,387,774.12	
MARKET DEVELOPMENT SERVICES (MDS) SUB-PROGRAM	310102000000000	779,687.36	566,730.05	0.00	0.00	1,346,417.41	0.00	-2,380,088.29	0.00	1,033,670.88	
Other Market development services Activities	310102100006000	779,687.36	566,730.05	0.00	0.00	1,346,417.41	0.00	-2,380,088.29	0.00	1,033,670.88	
PS		361,942.08	224,162.64			586,104.72	0.00	-613,609.32		27,504.60	
MOOE		417,745.28	342,567.41			760,312.69	0.00	-1,766,478.97		1,006,166.28	
CO						0.00	0.00	0.00		0.00	
EXTENSION SUPPORT, EDUCATION AND TRAINING	310103000000000	2,584,514.89	896,218.64	0.00	0.00	3,480,733.53	0.00	-9,153,714.64	0.00	5,672,981.11	
ESETS on the National Rice Program	310103100001000	1,777,504.47	303,541.28	0.00	0.00	2,081,045.75	0.00	-5,204,319.26	0.00	3,123,273.51	
MOOE		1,777,504.47	303,541.28			2,081,045.75	0.00	-5,204,319.26		3,123,273.51	
CO						0.00	0.00	0.00		0.00	
ESETS on the National Livestock Program	310103100002000	223,071.08	250,755.77	0.00	0.00	473,826.85	0.00	-1,116,167.48	0.00	642,340.63	
MOOE		223,071.08	250,755.77			473,826.85	0.00	-1,116,167.48		642,340.63	
CO						0.00	0.00	0.00		0.00	
ESETS on the National Corn Program	310103100003000	434,459.07	43,139.93	0.00	0.00	477,599.00	0.00	-719,867.90	0.00	242,268.90	
MOOE		434,459.07	43,139.93			477,599.00	0.00	-719,867.90		242,268.90	
CO						0.00	0.00	0.00		0.00	
ESETS on the National High-Value Crops Development Program	310103100004000	0.00	11,840.00	0.00	0.00	11,840.00	0.00	-1,177,122.00	0.00	1,165,282.00	
MOOE			11,840.00			11,840.00	0.00	-1,177,122.00		1,165,282.00	
CO						0.00	0.00	0.00		0.00	
ESETS on the Promotion and Development of Organic Agriculture	310103100005000	0.00	50,750.00	0.00	0.00	50,750.00	0.00	-322,400.00	0.00	271,650.00	
MOOE			50,750.00			50,750.00	0.00	-322,400.00		271,650.00	
CO						0.00	0.00	0.00		0.00	
Other extension support, education and training services activities	310103100006000	149,480.27	236,191.66	0.00	0.00	385,671.93	0.00	-613,838.00	0.00	228,166.07	
PS						0.00	0.00	0.00		0.00	
MOOE		149,480.27	236,191.66			385,671.93	0.00	-613,838.00		228,166.07	
CO						0.00	0.00	0.00		0.00	
RESEARCH AND DEVELOPMENT (R&D) SUB-PROGRAM	310104000000000	9,392,548.72	4,211,624.45	0.00	0.00	13,604,173.17	0.00	-20,006,599.88	0.00	6,402,426.71	
R&D on the National Rice Program	310104100001000	354,936.21	144,620.72	0.00	0.00	499,556.93	0.00	-5,732,591.11	0.00	5,233,034.18	
MOOE		354,936.21	144,620.72			499,556.93	0.00	-5,732,591.11		5,233,034.18	
CO						0.00	0.00	0.00		0.00	
R&D on the National Corn Program	310104100003000	0.00	0.00	0.00	0.00	0.00	0.00	-611,858.00	0.00	611,858.00	
MOOE						0.00	0.00	-611,858.00		611,858.00	
CO						0.00	0.00	0.00		0.00	
Other research and development activities	310104100006000	9,037,612.51	4,067,003.73	0.00	0.00	13,104,616.24	0.00	-13,662,150.77	0.00	557,534.53	
PS		8,537,245.56	4,001,937.22			12,539,182.78	0.00	-12,937,661.41		398,478.63	
MOOE		500,366.95	65,066.51			565,433.46	0.00	-724,489.36		159,055.90	
CO						0.00	0.00	0.00		0.00	


Particulars	UACS CODE	Current Year Disbursements					Balances				
		1st Quarter Ending	2nd Quarter Ending	3rd Quarter Ending	4th Quarter Ending	Total	Unreleased Appropriations	Unobligated Allotment	Unpaid Obligations (15-20) = (23+24)		
		Mar. 31	June 30	Sept. 30	Dec. 31				Due and Demandable	Not Yet Due and Demandable	
1	2	16	17	18	19	20=(16+17+18+19)	21=(5-10)	22=(10-15)	23	24	
AGRICULTURAL MACHINERY, EQUIPMENT, FACILITIES AND INFRASTRUCTURES PROGRAM	31020000000000	139,212,638.02	4,347,471.28	0.00	0.00	143,560,109.30	0.00	-160,236,589.31	0.00	16,676,480.01	
AGRICULTURAL MACHINERY, EQUIPMENT, AND FACILITIES SUPPORT SERVICES SUB-PROGRAM	31020100000000	41,980,591.41	2,157,430.83	0.00	0.00	44,138,022.24	0.00	-43,417,522.00	0.00	-720,500.24	
Provision of Agricultural Equipment and Facilities (PAEF) on the MOOE	310201100001000	23,534,304.12	1,346,356.08	0.00	0.00	24,880,660.20	0.00	-25,131,980.00	0.00	251,319.80	
CO		23,534,304.12	1,346,356.08			24,880,660.20	0.00	-25,131,980.00		251,319.80	
PAEF on the National Corn Program MOOE	310201100003000	3,358,383.50	191,406.76	0.00	0.00	3,549,790.26	0.00	-3,572,656.00	0.00	22,865.74	
CO		3,358,383.50	191,406.76			3,549,790.26	0.00	-3,572,656.00		22,865.74	
PAEF on the National High-Value Crops Development Program MOOE	310201100004000	14,228,640.68	570,511.06	0.00	0.00	14,799,151.74	0.00	-13,795,290.00	0.00	-1,003,861.74	
CO		3,726,594.25	254,975.35			3,981,569.60	0.00	-2,520,290.00		-1,461,279.60	
CO		10,502,046.43	315,535.71			10,817,582.14	0.00	-11,275,000.00		457,417.86	
PAEF on the Promotion and Development of Organic Agriculture MOOE	310201100005000	859,263.11	49,156.93	0.00	0.00	908,420.04	0.00	-917,596.00	0.00	9,175.96	
CO		859,263.11	49,156.93			908,420.04	0.00	-917,596.00		9,175.96	
IRRIGATION NETWORK SERVICES (INS) SUB-PROGRAM	31020200000000	96,538,700.09	2,004,216.42	0.00	0.00	98,542,916.51	0.00	-114,893,661.17	0.00	16,350,744.66	
INS on the National Rice Program MOOE	310202100001000	84,983,171.51	986,359.28	0.00	0.00	85,969,530.79	0.00	-100,814,161.17	0.00	14,844,630.38	
CO		84,983,171.51	986,359.28			85,969,530.79	0.00	-100,814,161.17		14,844,630.38	
INS on the National Corn Program MOOE	310202100002000	9,364,285.72	535,714.28	0.00	0.00	9,900,000.00	0.00	-10,000,000.00	0.00	100,000.00	
CO		9,364,285.72	535,714.28			9,900,000.00	0.00	-10,000,000.00		100,000.00	
INS on the National High-Value Crops Development Program MOOE	310202100003000	1,966,500.00	375,000.00	0.00	0.00	2,341,500.00	0.00	-3,839,500.00	0.00	1,498,000.00	
CO		1,966,500.00	375,000.00			2,341,500.00	0.00	-2,100,000.00		-241,500.00	
INS on the Promotion and Development of Organic Agriculture MOOE	310202100005000	224,742.86	107,142.86	0.00	0.00	331,885.72	0.00	-240,000.00	0.00	-91,885.72	
CO		224,742.86	107,142.86			331,885.72	0.00	-240,000.00		-91,885.72	
FARM-TO-MARKET ROADS (FMR) SUB-PROGRAM	31020300000000	693,346.52	185,824.03	0.00	0.00	879,170.55	0.00	-1,925,406.14	0.00	1,046,235.59	
Farm-to-Market Road (FMR) Network Planning and Monitoring Services MOOE	310203100001000	693,346.52	185,824.03	0.00	0.00	879,170.55	0.00	-1,925,406.14	0.00	1,046,235.59	
CO		693,346.52	185,824.03			879,170.55	0.00	-1,925,406.14		1,046,235.59	
Locally-Funded Project(s)	31020320000000	0.00	0.00	0.00	0.00	0.00	0.00	0.00	0.00	0.00	
MOOE						0.00	0.00	0.00		0.00	
CO						0.00	0.00	0.00		0.00	
AGRICULTURE AND FISHERY REGULATORY SUPPORT PROGRAM	31040000000000	907,072.26	454,816.03	0.00	0.00	1,361,888.29	0.00	-1,816,505.09	0.00	454,616.80	
Quality control and inspection PS	310400100001000	749,742.17	417,966.18	0.00	0.00	1,167,708.35	0.00	-1,489,810.64	0.00	322,102.29	
MOOE		559,218.17	313,987.68			873,205.85	0.00	-908,484.64		35,278.79	
CO		190,524.00	103,978.50			294,502.50	0.00	-581,326.00		286,823.50	
Registration and licensing PS	310400100004000	157,330.09	36,849.85	0.00	0.00	194,179.94	0.00	-326,694.45	0.00	132,514.51	
MOOE		157,330.09	36,849.85			194,179.94	0.00	-326,694.45		132,514.51	
CO						0.00	0.00	0.00		0.00	
LOCALLY-FUNDED AND FOREIGN-ASSISTED PROGRAM	31050000000000	0.00	0.00	0.00	0.00	0.00	0.00	0.00	0.00	0.00	
Mainstreaming Climate Resilient Agriculture (CRA) in Regional MOOE	310500200020000	0.00	0.00	0.00	0.00	0.00	0.00	0.00	0.00	0.00	
CO						0.00	0.00	0.00		0.00	

Particulars	UACS CODE	Current Year Disbursements					Balances				
		1st Quarter	2nd Quarter	3rd Quarter	4th Quarter	Total	Unreleased Appropriations	Unobligated Allotment	Unpaid Obligations (15-20) = (23+24)		
		Ending Mar. 31	Ending June 30	Ending Sept. 30	Ending Dec. 31				Due and Demandable	Not Yet Due and Demandable	
1	2	16	17	18	19	20=(16+17+18+19)	21=(5-10)	22=(10-15)	23	24	
II. Automatic Appropriations		2,465,408.28	870,118.44	0.00	0.00	3,335,526.72	0.00	-3,335,526.72	0.00	0.00	
Retirement and Life Insurance Premiums	1104102	2,465,408.28	870,118.44	0.00	0.00	3,335,526.72	0.00	-3,335,526.72	0.00	0.00	
General Administration and Support	1000000000000000	529,530.00	176,510.00	0.00	0.00	706,040.00	0.00	-706,040.00	0.00	0.00	
General management and supervision	100000100001000	529,530.00	176,510.00	0.00	0.00	706,040.00	0.00	-706,040.00	0.00	0.00	
PS		529,530.00	176,510.00			706,040.00	0.00	-706,040.00		0.00	
Support to Operations	2000000000000000	166,248.00	55,416.00	0.00	0.00	221,664.00	0.00	-221,664.00	0.00	0.00	
Development of organizational policies, plans and procedures	200000100005000	166,248.00	55,416.00	0.00	0.00	221,664.00	0.00	-221,664.00	0.00	0.00	
PS		166,248.00	55,416.00			221,664.00	0.00	-221,664.00		0.00	
Agri-business and marketing services	200000100006000	0.00	0.00	0.00	0.00	0.00	0.00	0.00	0.00	0.00	
PS						0.00	0.00	0.00		0.00	
Operations	3000000000000000	1,769,630.28	638,192.44	0.00	0.00	2,407,822.72	0.00	-2,407,822.72	0.00	0.00	
OO : Productivity in the agricultural sector increased	3100000000000000	1,769,630.28	638,192.44	0.00	0.00	2,407,822.72	0.00	-2,407,822.72	0.00	0.00	
TECHNICAL AND SUPPORT	3101000000000000	1,706,381.28	617,109.44	0.00	0.00	2,323,490.72	0.00	-2,323,490.72	0.00	0.00	
PRODUCTION SUPPORT SERVICES (PSS) SUB-PROGRAM	3101010000000000	593,496.00	210,012.00	0.00	0.00	803,508.00	0.00	-803,508.00	0.00	0.00	
Other production support services activities	310101100006000	593,496.00	210,012.00	0.00	0.00	803,508.00	0.00	-803,508.00	0.00	0.00	
PS		593,496.00	210,012.00			803,508.00	0.00	-803,508.00		0.00	
MARKET DEVELOPMENT SERVICES (MDS) SUB-PROGRAM	3101020000000000	42,000.00	14,000.00	0.00	0.00	56,000.00	0.00	-56,000.00	0.00	0.00	
Market development services	310102100007000	42,000.00	14,000.00	0.00	0.00	56,000.00	0.00	-56,000.00	0.00	0.00	
PS		42,000.00	14,000.00			56,000.00	0.00	-56,000.00		0.00	
RESEARCH AND DEVELOPMENT (R&D) SUB-PROGRAM	3101040000000000	1,070,885.28	393,097.44	0.00	0.00	1,463,982.72	0.00	-1,463,982.72	0.00	0.00	
Other research and development activities	310104100006000	1,070,885.28	393,097.44	0.00	0.00	1,463,982.72	0.00	-1,463,982.72	0.00	0.00	
PS		1,070,885.28	393,097.44			1,463,982.72	0.00	-1,463,982.72		0.00	
AGRICULTURE AND FISHERY REGULATORY SUPPORT PROGRAM	3104000000000000	63,249.00	21,083.00	0.00	0.00	84,332.00	0.00	-84,332.00	0.00	0.00	
Quality control and inspection	310400100001000	63,249.00	21,083.00	0.00	0.00	84,332.00	0.00	-84,332.00	0.00	0.00	
PS		63,249.00	21,083.00			84,332.00	0.00	-84,332.00		0.00	
III. Special Purpose Fund		3,293,721.14	0.00	0.00	0.00	3,293,721.14	0.00	-3,293,722.00	0.00	0.86	
Pension and Gratuity Fund	1101407	3,293,721.14	0.00	0.00	0.00	3,293,721.14	-3,293,722.00	0.00	0.00	0.86	
Purpose	4000000000000000	3,293,721.14	0.00	0.00	0.00	3,293,721.14	0.00	0.00	0.00	0.86	
Pension and Gratuity Fund	4008000000000000	0.00	0.00	0.00	0.00	0.00	0.00	0.00	0.00	0.00	
Pension and Gratuity Fund	4008000000000000	0.00	0.00	0.00	0.00	0.00	0.00	0.00	0.00	0.00	
PS						0.00	0.00	0.00		0.00	
For payment of retirement and terminal leave benefits	400800000002000	3,293,721.14	0.00	0.00	0.00	3,293,721.14	0.00	0.00	0.00	0.86	
PS		3,293,721.14				3,293,721.14	0.00	0.00		0.86	
For payment of monetization of leave	400800000004000	0.00	0.00	0.00	0.00	0.00	0.00	0.00	0.00	0.00	
PS						0.00	0.00	0.00		0.00	
GRAND TOTAL		206,838,634.67	22,449,185.70	0.00	0.00	229,287,820.37	0.00	-388,219,900.93	0.00	158,932,080.56	
PS		27,840,045.02	11,158,188.94	0.00	0.00	38,998,233.96	0.00	-36,720,985.45	0.00	-778,513.38	
MOOE		40,017,515.25	7,320,702.01	0.00	0.00	47,338,217.26	0.00	-182,301,132.55	0.00	134,962,915.29	
FinEX		0.00	6,000.00	0.00	0.00	6,000.00	0.00	-4,331,899.28	0.00	4,325,899.28	
CO		138,981,074.40	3,964,294.75	0.00	0.00	142,945,369.15	0.00	-158,976,893.17	0.00	16,031,524.02	


Certified Correct: ✓


GILDA R. RODRIGUEZ
 Chief, Budget Section
 Date: _____

Recommending Approval:


JOEL A. MACANOCIDO
 Chief, Accounting Section/
 OIC - Finance and Administrative Division
 Date: _____

Approved by:


LUCRECIO R. ALVIAR, JR., CESO III
 Regional Executive Director
 Date: _____

STATEMENT OF APPROPRIATIONS, ALLOTMENTS, OBLIGATIONS, DISBURSEMENTS AND BALANCES
As of the Quarter Ending June 30, 2019

Department: Department of Agriculture (DA)
Agency: Office of the Secretary
Operating Unit: 1
Organization Code (UACS): 050010000000
Fund Cluster: 01 - Regular Agency Fund

Authorization: 02 - Continuing Appropriations
Report Status: ALL

Particulars	UACS CODE	Appropriation			Allotments				
		Authorized Appropriation	Adjustments (Transfer (To)/From, Realignment)	Adjusted Appropriations	Allotments Received	Adjustments (Withdrawal, Realignment)	Transfer To	Transfer From	Adjusted Total Allotments
1	2	3	4	5=(3+4)	6	7	8	9	10=[6+(-)7]-8+9]
III. Special Purpose Fund			710,500,000.00	710,500,000.00	710,500,000.00	0.00	0.00	0.00	710,500,000.00
Support for Infrastructure Projects and Social Programs	1105422		710,500,000.00	710,500,000.00	710,500,000.00	0.00	0.00	0.00	710,500,000.00
MOOE			100,000,000.00	100,000,000.00	100,000,000.00				100,000,000.00
CO			610,500,000.00	610,500,000.00	610,500,000.00				610,500,000.00
GRAND TOTAL			710,500,000.00	710,500,000.00	710,500,000.00				710,500,000.00
PS									
MOOE			100,000,000.00	100,000,000.00	100,000,000.00				100,000,000.00
FinEX			0.00	0.00	0.00				0.00
CO			610,500,000.00	610,500,000.00	610,500,000.00				610,500,000.00

Particulars	UACS CODE	Current Year Obligations				
		1st Quarter Ending 31-Mar	2nd Quarter Ending 30-Jun	3rd Quarter Ending Sept. 30	4th Quarter Ending Dec. 31	Total
1	2	11	12	13	14	15=(11+12+13+14)
III. Special Purpose Fund		204,907,750.00	497,283,082.46	0.00	0.00	702,190,832.46
Support for Infrastructure Projects and Social Programs	1105422	204,907,750.00	497,283,082.46	0.00	0.00	702,190,832.46
MOOE		99,967,750.00				99,967,750.00
CO		104,940,000.00	497,283,082.46			602,223,082.46
GRAND TOTAL		204,907,750.00	497,283,082.46	0.00	0.00	702,190,832.46
PS						
MOOE		99,967,750.00	0.00			99,967,750.00
FinEX		0.00	0.00			0.00
CO		104,940,000.00	497,283,082.46			602,223,082.46

Particulars	UACS CODE	Current Year Disbursements					Balances				
		1st Quarter Ending 31-Mar	2nd Quarter Ending 30-Jun	3rd Quarter Ending Sept. 30	4th Quarter Ending Dec. 31	Total	Unreleased Appropriations	Unobligated Allotment	Unpaid Obligations (15-20) = (23+24)		
		16	17	18	19	20=(16+17+18+19)			21=(5-10)	22=(10-15)	23
III. Special Purpose Fund		0.00	54,620,613.60	0.00	0.00	54,620,613.60	0.00	8,309,167.54	0.00	647,570,218.86	
Support for Infrastructure Projects and Social Programs	1105422	0.00	54,620,613.60	0.00	0.00	54,620,613.60	0.00	8,309,167.54	0.00	647,570,218.86	
MOOE			54,620,613.60			54,620,613.60	0.00	32,250.00		45,347,136.40	
CO						0.00	0.00	8,276,917.54		602,223,082.46	
GRAND TOTAL		0.00	54,620,613.60	0.00	0.00	54,620,613.60	0.00	8,309,167.54	0.00	647,570,218.86	
PS											
MOOE		0.00	54,620,613.60	0.00	0.00	54,620,613.60		32,250.00		45,347,136.40	
FinEX		0.00	0.00	0.00	0.00	0.00		0.00		0.00	
CO		0.00	0.00	0.00	0.00	0.00		8,276,917.54		602,223,082.46	


Certified Correct:


 GILDA R. RODRIGUEZ
 Chief, Budget Section
 Date: _____

Recommending Approval:


 JOE S. MACONOCIDO
 Chief, Accounting Section/
 OIC - Finance and Administrative Division
 Date: _____

Approved by:


 LUCRECIO R. ALVIAR, JR., CESO III
 Regional Executive Director
 Date: _____