


**MONTHLY REPORT OF DISBURSEMENTS**  
For the month of June 2019

Department : DEPARTMENT OF AGRICULTURE  
 Agency/Entity : OSEC  
 Operating Unit : RFO 1  
 Organization Code : 05-001-03-00001  
 Fund Cluster : 01 - Regular Agency Fund

Particulars	Current Year Budget					Prior Year's Budget											Trust Liabilities				Grand Total					Remarks	
	PS	MOOE	FinEx	CO	TOTAL	Prior Year's Accounts Payable					Current Year's Accounts Payable						SUB-TOTAL	PS	MOOE	CO	TOTAL	PS	MOOE	FinEx	CO		TOTAL
						PS	MOOE	FinEx	CO	Sub-Total	PS	MOOE	FinEx	CO	Sub-Total	PS											
1	2	3	4	5	6	7	8	9	10	11	12	13	14	15	16	17	18	19	20	21	22	23	24	25	26	27	28
<b>CASH DISBURSEMENTS</b>																											
Notice of Cash Allocation (NCA)	11,196,136.02	91,481,546.49	600.00	120,600.00	102,798,882.51	-	36,877,787.38	-	5,625,717.11	42,503,504.49	-	54,620,613.60	-	-	54,620,613.60	97,124,118.09	199,923,000.60	-	-	-	-	11,196,136.02	182,979,947.47	600.00	5,746,317.11	199,923,000.60	
MDS Check Issued	4,973,540.11	2,257,601.71	-	-	7,231,144.82	-	32,523,034.62	-	-	32,523,034.62	-	-	-	-	-	32,523,034.62	39,734,179.44	-	-	-	-	4,973,543.11	34,780,636.33	-	-	39,754,179.44	
Advice to Debit Account	6,222,592.91	89,223,944.78	600.00	120,600.00	95,567,737.69	-	4,354,732.76	-	5,625,717.11	9,980,469.87	-	54,620,613.60	-	-	54,620,613.60	64,601,083.47	160,168,821.16	-	-	-	-	6,222,592.91	148,199,311.14	600.00	5,746,317.11	160,168,821.16	
Notice of Transfer Allocations (NTA)	-	-	-	-	-	-	-	-	-	-	-	-	-	-	-	-	-	-	-	-	-	-	-	-	-	-	
MDS Check Issued	-	-	-	-	-	-	-	-	-	-	-	-	-	-	-	-	-	-	-	-	-	-	-	-	-	-	
Advice to Debit Account	-	-	-	-	-	-	-	-	-	-	-	-	-	-	-	-	-	-	-	-	-	-	-	-	-	-	
Working Fund For FAPs	-	-	-	-	-	-	-	-	-	-	-	-	-	-	-	-	-	-	-	-	-	-	-	-	-	-	
Cash Disbursement Calling (CDC)	-	-	-	-	-	-	-	-	-	-	-	-	-	-	-	-	-	-	-	-	-	-	-	-	-	-	
<b>TOTAL CASH DISBURSEMENTS</b>	<b>11,196,136.02</b>	<b>91,481,546.49</b>	<b>600.00</b>	<b>120,600.00</b>	<b>102,798,882.51</b>	<b>-</b>	<b>36,877,787.38</b>	<b>-</b>	<b>5,625,717.11</b>	<b>42,503,504.49</b>	<b>-</b>	<b>54,620,613.60</b>	<b>-</b>	<b>-</b>	<b>54,620,613.60</b>	<b>97,124,118.09</b>	<b>199,923,000.60</b>	<b>-</b>	<b>-</b>	<b>-</b>	<b>-</b>	<b>11,196,136.02</b>	<b>182,979,947.47</b>	<b>600.00</b>	<b>5,746,317.11</b>	<b>199,923,000.60</b>	
<b>NON-CASH DISBURSEMENTS</b>																											
Tax Remittance Advices Issued (TRA)	746,456.38	194,285.08	-	-	940,741.46	-	805,084.37	-	631,002.00	1,436,086.37	-	-	-	-	-	1,436,086.37	2,376,827.83	-	-	-	-	746,456.38	999,369.45	-	-	631,002.00	2,376,827.83
Non-Cash Availment Authority (NCAA)	-	-	-	-	-	-	-	-	-	-	-	-	-	-	-	-	-	-	-	-	-	-	-	-	-	-	
Disbursements effected through outright deductions from claims	-	-	-	-	-	-	-	-	-	-	-	-	-	-	-	-	-	-	-	-	-	-	-	-	-	-	
Overpayment of expenses	-	-	-	-	-	-	-	-	-	-	-	-	-	-	-	-	-	-	-	-	-	-	-	-	-	-	
Restitution for loss of government property	-	-	-	-	-	-	-	-	-	-	-	-	-	-	-	-	-	-	-	-	-	-	-	-	-	-	
Liquidated damages and similar claims	-	-	-	-	-	-	-	-	-	-	-	-	-	-	-	-	-	-	-	-	-	-	-	-	-	-	
Others (TEF, BTr Documentary Stamp Tax, etc.)	-	-	-	-	-	-	-	-	-	-	-	-	-	-	-	-	-	-	-	-	-	-	-	-	-	-	
<b>TOTAL NON-CASH DISBURSEMENTS</b>	<b>746,456.38</b>	<b>194,285.08</b>	<b>-</b>	<b>-</b>	<b>940,741.46</b>	<b>-</b>	<b>805,084.37</b>	<b>-</b>	<b>631,002.00</b>	<b>1,436,086.37</b>	<b>-</b>	<b>-</b>	<b>-</b>	<b>-</b>	<b>-</b>	<b>1,436,086.37</b>	<b>2,376,827.83</b>	<b>-</b>	<b>-</b>	<b>-</b>	<b>-</b>	<b>746,456.38</b>	<b>999,369.45</b>	<b>-</b>	<b>-</b>	<b>631,002.00</b>	<b>2,376,827.83</b>
<b>GRAND TOTAL</b>	<b>11,942,592.40</b>	<b>91,675,831.57</b>	<b>600.00</b>	<b>120,600.00</b>	<b>103,739,623.97</b>	<b>-</b>	<b>37,682,871.75</b>	<b>-</b>	<b>6,256,719.11</b>	<b>43,939,590.86</b>	<b>-</b>	<b>54,620,613.60</b>	<b>-</b>	<b>-</b>	<b>54,620,613.60</b>	<b>98,560,204.46</b>	<b>202,299,828.43</b>	<b>-</b>	<b>-</b>	<b>-</b>	<b>-</b>	<b>11,942,592.40</b>	<b>183,979,316.92</b>	<b>600.00</b>	<b>6,377,319.11</b>	<b>202,299,828.43</b>	

SUMMARY:	Previous Report	This month	As at Date	Previous Report	This month	As at Date
Total Disbursement Authorities Received	445,559,297.61	82,212,905.83	527,772,203.44	Total Disbursements Program	445,559,297.61	82,212,905.83
NCA	437,295,258.00	79,836,078.00	517,131,336.00	Less: Actual Disbursements	325,472,375.01	202,299,828.43
NTA	-	-	-	(Over)/Under spending	120,086,922.60	(120,086,922.60)
Working Fund	-	-	-			
TRA	8,264,039.61	2,376,827.83	10,640,867.44			
CDC	-	-	-			
NCAA	-	-	-			
Less: Notice of Transfer of Allocations (NTA) issued	-	-	-			
<b>Total Disbursement Authorities Available</b>	<b>445,559,297.61</b>	<b>82,212,905.83</b>	<b>527,772,203.44</b>			
Less:						
Lapsed NCA	-	-	-			
Disbursements	325,472,375.01	202,299,828.43	527,772,203.44			
Less: Other Non-Cash Disbursements	-	-	-			
Disbursements effected through outright deductions from claims	-	-	-			
Overpayment of expenses	-	-	-			
Restitution for loss of government property	-	-	-			
Liquidated damages and similar claims	-	-	-			
Others (e.g., TEF, BTr Docs Stamp, etc.)	-	-	-			
Add/Less: Adjustments (e.g., cancelled/staled checks)	-	-	-			
<b>Balance of Disbursement Authorities as at date</b>	<b>120,086,922.60</b>	<b>(120,086,922.60)</b>	<b>-</b>			

Certified Correct:

  
**JOEL G. MACANOCIDO**  
 Chief Accountant/  
 OIC, Administrative and Finance Division

Approved By:

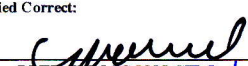

  
**LUCRECIO R. ALVIAR JR., CESO III**  
 Regional Executive Director

**MONTHLY REPORT OF DISBURSEMENTS**  
For the month of June 2019

Department : DEPARTMENT OF AGRICULTURE  
 Agency/Entity : OSEC  
 Operating Unit : RFO 1  
 Organization Code : 05-001-03-00001  
 Fund Cluster : 02 - Foreign Assisted Projects Fund

Particulars	Current Year Budget					Prior Year's Budget										SUB-TOTAL	Trust Liabilities				Grand Total					Remarks		
	PS	MOOE	FinEx	CO	TOTAL	Prior Year's Accounts Payable					Current Year's Accounts						TOTAL	PS	MOOE	CO	TOTAL	PS	MOOE	FinEx	CO		TOTAL	
						PS	MOOE	FinEx	CO	Sub-Total	PS	MOOE	FinEx	CO	Sub-Total													
1	2	3	4	5	6	7	8	9	10	11	12	13	14	15	16	17	18	19	20	21	22	23	24	25	26	27	28	
<b>CASH DISBURSEMENTS</b>																												
Notice of Cash Allocation (NCA)	-	-	-	-	-	-	-	-	-	-	-	-	-	-	-	-	-	-	-	-	-	-	-	-	-	-	-	-
MDS Check Issued	-	-	-	-	-	-	-	-	-	-	-	-	-	-	-	-	-	-	-	-	-	-	-	-	-	-	-	-
Advice to Debit Account	-	-	-	-	-	-	-	-	-	-	-	-	-	-	-	-	-	-	-	-	-	-	-	-	-	-	-	-
Notice of Transfer Allocations (NTA)	-	-	-	-	-	-	-	-	-	-	-	-	-	-	-	-	-	-	-	-	-	-	-	-	-	-	-	-
MDS Check Issued	-	-	-	-	-	-	-	-	-	-	-	-	-	-	-	-	-	-	-	-	-	-	-	-	-	-	-	-
Advice to Debit Account	-	-	-	-	-	-	-	-	-	-	-	-	-	-	-	-	-	-	-	-	-	-	-	-	-	-	-	-
Working Fund For FAPs	-	-	-	-	-	-	-	-	-	-	-	-	-	-	-	-	-	-	-	-	-	-	-	-	-	-	-	-
Cash Disbursement Ceiling (CDC)	-	-	-	-	-	-	-	-	-	-	-	-	-	-	-	-	-	-	-	-	-	-	-	-	-	-	-	-
<b>TOTAL CASH DISBURSEMENTS</b>	-	-	-	-	-	-	-	-	-	-	-	-	-	-	-	-	-	-	-	-	-	-	-	-	-	-	-	-
<b>NON-CASH DISBURSEMENTS</b>																												
Tax Remittance Advices Issued (TRA)	-	-	-	-	-	-	-	-	-	-	-	-	-	-	-	-	-	-	-	-	-	-	-	-	-	-	-	-
Non-Cash Availment Authority (NCAA)	-	-	-	-	-	-	-	-	-	-	-	-	-	-	-	-	-	-	-	-	-	-	-	-	-	-	-	-
Disbursements effected through outright deductions from claims	-	-	-	-	-	-	-	-	-	-	-	-	-	-	-	-	-	-	-	-	-	-	-	-	-	-	-	-
Overpayment of expenses	-	-	-	-	-	-	-	-	-	-	-	-	-	-	-	-	-	-	-	-	-	-	-	-	-	-	-	-
Restitution for loss of government property	-	-	-	-	-	-	-	-	-	-	-	-	-	-	-	-	-	-	-	-	-	-	-	-	-	-	-	-
Liquidated damages and similar claims	-	-	-	-	-	-	-	-	-	-	-	-	-	-	-	-	-	-	-	-	-	-	-	-	-	-	-	-
Others (TEF, BTY Documentary Stamp Tax, etc.)	-	-	-	-	-	-	-	-	-	-	-	-	-	-	-	-	-	-	-	-	-	-	-	-	-	-	-	-
<b>TOTAL NON-CASH DISBURSEMENTS</b>	-	-	-	-	-	-	-	-	-	-	-	-	-	-	-	-	-	-	-	-	-	-	-	-	-	-	-	-
<b>GRAND TOTAL</b>	-	-	-	-	-	-	-	-	-	-	-	-	-	-	-	-	-	-	-	-	-	-	-	-	-	-	-	-

**NO TRANSACTION**


SUMMARY:	Previous Report	This month	As at Date	Previous Report	This month	As at Date
<b>Total Disbursement Authorities Received</b>						
NCA	-	-	-	-	-	-
NTA	-	-	-	-	-	-
Working Fund	-	-	-	-	-	-
TRA	-	-	-	-	-	-
CDC	-	-	-	-	-	-
NCAA	-	-	-	-	-	-
<b>Less: Notice of Transfer of Allocations (NTA) issued</b>						
<b>Total Disbursement Authorities Available</b>						
<b>Less:</b>						
Lapsed NCA Disbursements	-	-	-	-	-	-
<b>Less: Other Non-Cash Disbursements</b>						
Disbursements effected through outright deductions from claims	-	-	-	-	-	-
Overpayment of expenses	-	-	-	-	-	-
Restitution for loss of government property	-	-	-	-	-	-
Liquidated damages and similar claims	-	-	-	-	-	-
Others (e.g., TEF, BTY Docs Stamp, etc.)	-	-	-	-	-	-
Add/Less: Adjustments (e.g., cancelled/stated checks)	-	-	-	-	-	-
<b>Balance of Disbursement Authorities as at date</b>						
Certified Correct:						
 JOEL MACONOCIDO Chief Accountant/ OIC, Administrative and Finance Division				 LUCRECIO R. ALVIAR JR., CESO III Regional Executive Director		


**MONTHLY REPORT OF DISBURSEMENTS**  
For the month of June 2019

Department : DEPARTMENT OF AGRICULTURE  
 Agency/Entity : OSEC  
 Operating Unit : RFO 1  
 Organization Code : 05-001-03-00001  
 Fund Cluster : 07 - Trust Receipts

Particulars	Current Year Budget					Prior Year's Budget											Trust Liabilities				Grand Total					Remarks		
	PS	MOOE	FinEx	CO	TOTAL	Prior Year's Accounts Payable					Current Year's Accounts Payable						SUB-TOTAL	PS	MOOE	CO	TOTAL	PS	MOOE	FinEx	CO		TOTAL	
						PS	MOOE	FinEx	CO	Sub-Total	PS	MOOE	FinEx	CO	Sub-Total	PS												MOOE
1	2	3	4	5	6	7	8	9	10	11	12	13	14	15	16	17	18	19	20	21	22	23	24	25	26	27	28	
<b>CASH DISBURSEMENTS</b>																												
Notice of Cash Allocation (NCA)	-	-	-	-	-	-	-	-	-	-	-	-	-	-	-	-	-	-	9,395,270.75	-	9,395,270.75	-	9,395,270.75	-	-	-	9,395,270.75	
MDS Check Issued	-	-	-	-	-	-	-	-	-	-	-	-	-	-	-	-	-	-	9,395,270.75	-	-	-	-	-	-	-	-	
Advice to Debit Account	-	-	-	-	-	-	-	-	-	-	-	-	-	-	-	-	-	-	-	-	-	-	-	-	-	-	-	
Notice of Transfer Allocations (NTA)	-	-	-	-	-	-	-	-	-	-	-	-	-	-	-	-	-	-	-	-	-	-	-	-	-	-	-	
MDS Check Issued	-	-	-	-	-	-	-	-	-	-	-	-	-	-	-	-	-	-	-	-	-	-	-	-	-	-	-	
Advice to Debit Account	-	-	-	-	-	-	-	-	-	-	-	-	-	-	-	-	-	-	-	-	-	-	-	-	-	-	-	
Working Fund For FAPs	-	-	-	-	-	-	-	-	-	-	-	-	-	-	-	-	-	-	-	-	-	-	-	-	-	-	-	
Cash Disbursement Ceiling (CDC)	-	-	-	-	-	-	-	-	-	-	-	-	-	-	-	-	-	-	-	-	-	-	-	-	-	-	-	
<b>TOTAL CASH DISBURSEMENTS</b>	-	-	-	-	-	-	-	-	-	-	-	-	-	-	-	-	-	-	9,395,270.75	-	9,395,270.75	-	9,395,270.75	-	-	-	9,395,270.75	
<b>NON-CASH DISBURSEMENTS</b>																												
Tax Remittance Advices Issued (TRA)	-	-	-	-	-	-	-	-	-	-	-	-	-	-	-	-	-	-	-	-	-	-	-	-	-	-	-	
Non-Cash Availment Authority (NCAA)	-	-	-	-	-	-	-	-	-	-	-	-	-	-	-	-	-	-	-	-	-	-	-	-	-	-	-	
Disbursements effected through outright deductions from claims	-	-	-	-	-	-	-	-	-	-	-	-	-	-	-	-	-	-	-	-	-	-	-	-	-	-	-	
Overpayment of expenses	-	-	-	-	-	-	-	-	-	-	-	-	-	-	-	-	-	-	-	-	-	-	-	-	-	-	-	
Restitution for loss of government property	-	-	-	-	-	-	-	-	-	-	-	-	-	-	-	-	-	-	-	-	-	-	-	-	-	-	-	
Liquidated damages and similar claims	-	-	-	-	-	-	-	-	-	-	-	-	-	-	-	-	-	-	-	-	-	-	-	-	-	-	-	
Others (TEF, BTY Documentary Stamp Tax, etc.)	-	-	-	-	-	-	-	-	-	-	-	-	-	-	-	-	-	-	-	-	-	-	-	-	-	-	-	
<b>TOTAL NON-CASH DISBURSEMENTS</b>	-	-	-	-	-	-	-	-	-	-	-	-	-	-	-	-	-	-	-	-	-	-	-	-	-	-	-	
<b>GRAND TOTAL</b>	-	-	-	-	-	-	-	-	-	-	-	-	-	-	-	-	-	-	9,395,270.75	-	9,395,270.75	-	9,395,270.75	-	-	-	9,395,270.75	

SUMMARY:	Previous Report	This month	As at Date	Previous Report	This month	As at Date
<b>Total Disbursement Authorities Received</b>	26,495,794.00	49,046.00	26,544,840.00	Total Disbursements Program	26,495,794.00	49,046.00
NCA	26,495,794.00	49,046.00	26,544,840.00	Less: Actual Disbursements	6,661,855.50	9,395,270.75
NTA				(Over)/Under	19,833,938.50	(9,346,224.75)
Working Fund						
TRA						
CDC						
NCAA						
Less: Notice of Transfer of Allocations (NTA) issued						
<b>Total Disbursement Authorities Available</b>	26,495,794.00	49,046.00	26,544,840.00			
Less:						
Lapsed NCA						
Disbursements	6,661,855.50	9,395,270.75	16,057,126.25			
Less: Other Non-Cash Disbursements						
Disbursements effected through outright deductions from claims						
Overpayment of expenses						
Restitution for loss of government property						
Liquidated damages and similar claims						
Others (e.g., TEF, BTY Docs Stamp, etc.)						
Add/less: Adjustments (e.g., cancelled/staled checks)						
<b>Balance of Disbursement Authorities as at date</b>	<u>19,833,938.50</u>	<u>(9,346,224.75)</u>	<u>10,487,713.75</u>			

Certified Correct:  
  
 JOEL G. MACANOCIDO  
 Chief Accountant/  
 OIC, Administrative and Finance Division

Approved By:  
  
 LUCRECIO R. ALVIAR JR., CESO III  
 Regional Executive Director