

**STATEMENT OF APPROPRIATIONS, ALLOTMENTS, OBLIGATIONS, DISBURSEMENTS AND BALANCES**  
**As of the Quarter Ending June 30, 2018**

**Department: Department of Agriculture (DA)**  
**Agency: Office of the Secretary**  
**Operating Unit: Regional Field Unit - I**  
**Organization Code (UACS): 050010300001**  
**Fund Cluster: 01 - Regular Agency Fund**

**Authorization: 01 - Current Year Appropriations**  
**Report Status: SUBMITTED**

Particulars	UACS CODE	Appropriation			Allotments						Current Year Obligations					Current Year Disbursements					Balances																						
		Authorized Appropriation	Adjustments (Transfer To)/From, Realignment)	Adjusted Appropriations	Allotments Received	Adjustments (Withdrawal, Realignment)	Transfer To	Transfer From	Adjusted Total Allotments	1st Quarter Ending March 31	2nd Quarter Ending June 30	3rd Quarter Ending Sept. 30	4th Quarter Ending Dec. 31	Total	1st Quarter Ending March 31	2nd Quarter Ending June 30	3rd Quarter Ending Sept. 30	4th Quarter Ending Dec. 31	Total	Unreleased Appropriations	Unobligated Allotment	Unpaid Obligations (15-20) = (23+24)																					
																						Due and Demandable	Not Yet Due and Demandable																				
1	2	3	4	5=(3+4)	6	7	8	9	10=[(6+)-(7)-8+9]	11	12	13	14	15=(11+12+13+14)	16	17	18	19	20=(16+17+18+19)	21=(5-10)	22=(10-15)	23	24																				
I. Agency Specific Budget																																											
Specific Budgets of National Government Agencies		01101101																																									
General Administration and Support		1000000000000000	132,320,000.00		132,320,000.00	127,463,000.00			127,463,000.00	82,684,769.62	11,382,300.55			94,067,070.17	9,600,320.53	76,510,288.97				86,110,609.50	4,857,000.00	33,395,929.83	7,956,460.67																				
General management and supervision		1000001000010000	127,463,000.00		127,463,000.00	127,463,000.00			127,463,000.00	82,684,769.62	11,382,300.55			94,067,070.17	9,600,320.53	76,510,288.97				86,110,609.50		33,395,929.83	7,956,460.67																				
PS			25,563,000.00		25,563,000.00	25,563,000.00			25,563,000.00	6,666,983.95	4,891,757.65			11,558,741.60	5,072,101.09	6,204,959.81				11,277,060.90		14,004,258.40	281,680.70																				
MOOE			18,085,000.00		18,085,000.00	18,085,000.00			18,085,000.00	9,228,638.03	3,307,088.90			12,535,726.93	4,528,219.44	4,809,809.16				9,338,028.60		5,549,273.07	3,197,698.33																				
Fin Ex			50,000.00		50,000.00	50,000.00			50,000.00		5,000.00			5,000.00		5,000.00				5,000.00		45,000.00																					
CO			83,765,000.00		83,765,000.00	83,765,000.00			83,765,000.00	66,789,147.64	3,178,454.00			69,967,601.64		65,490,520.00				65,490,520.00		13,797,398.36	4,477,081.64																				
Administration of Personnel Benefits		1000001000020000	4,857,000.00		4,857,000.00																4,857,000.00																						
PS			4,857,000.00		4,857,000.00																4,857,000.00																						
Support to Operations		2000000000000000	35,954,000.00		35,954,000.00	35,954,000.00			35,954,000.00	12,226,568.50	4,520,583.40			16,747,151.90	3,085,601.95	8,362,268.72				11,447,870.67		19,206,848.10	5,299,281.23																				
Development of organizational policies, plans and procedures		2000001000050000	9,017,000.00		9,017,000.00	9,017,000.00			9,017,000.00	2,606,577.00	2,020,883.47			4,627,460.47	1,727,504.90	2,428,952.47				4,156,457.37		4,389,539.53	471,003.10																				
PS			6,101,000.00		6,101,000.00	6,101,000.00			6,101,000.00	1,922,618.00	1,365,028.67			3,287,646.67	1,433,655.39	1,795,032.47				3,228,687.86		2,813,353.33	58,958.81																				
MOOE			2,916,000.00		2,916,000.00	2,916,000.00			2,916,000.00	683,959.00	655,854.80			1,339,813.80	293,849.51	633,920.00				927,769.51		1,576,186.20	412,044.29																				
Operation and maintenance of the integrated laboratories		2000001000080000	14,737,000.00		14,737,000.00	14,737,000.00			14,737,000.00	7,728,396.00	1,321,004.08			9,049,400.08	1,242,546.57	5,270,274.75				6,512,821.32		5,687,599.92	2,536,578.76																				
MOOE			14,737,000.00		14,737,000.00	14,737,000.00			14,737,000.00	7,728,396.00	1,321,004.08			9,049,400.08	1,242,546.57	5,270,274.75				6,512,821.32		5,687,599.92	2,536,578.76																				
Field program management activities		2000001000090000	12,200,000.00		12,200,000.00	12,200,000.00			12,200,000.00	1,178,695.85	1,178,695.85			3,070,291.35	115,550.48	663,041.50				778,591.98		9,129,708.65	2,291,699.37																				
MOOE			12,200,000.00		12,200,000.00	12,200,000.00			12,200,000.00	1,178,695.85	1,178,695.85			3,070,291.35	115,550.48	663,041.50				778,591.98		9,129,708.65	2,291,699.37																				
Operations		3000000000000000	2,346,896,000.00	(679,000,000.00)	1,667,896,000.00	1,667,896,000.00			1,667,896,000.00	1,225,719,659.34	223,739,919.84			1,449,459,579.18	434,025,090.06	226,561,511.09				660,586,601.15		218,436,420.82	788,872,978.03																				
OO : Productivity in the agricultural sector increased		3100000000000000	2,346,896,000.00	(679,000,000.00)	1,667,896,000.00	1,667,896,000.00			1,667,896,000.00	1,225,719,659.34	223,739,919.84			1,449,459,579.18	434,025,090.06	226,561,511.09				660,586,601.15		218,436,420.82	788,872,978.03																				
TECHNICAL AND SUPPORT SERVICES PROGRAM		3101000000000000	864,128,000.00		864,128,000.00	864,128,000.00			864,128,000.00	685,625,911.36	42,643,104.25			728,269,015.61	242,619,840.55	168,003,890.92				410,623,731.47		135,858,984.39	317,645,284.14																				
PRODUCTION SUPPORT SERVICES (PSS) SUB-PROGRAM		3101010000000000	683,569,000.00		683,569,000.00	683,569,000.00			683,569,000.00	596,189,262.38	18,968,739.79			615,158,002.17	196,471,956.14	139,402,152.15				335,874,108.29		68,410,997.83	279,283,893.88																				
PSS on the National Rice Program		3101011000010000	515,739,000.00		515,739,000.00	515,739,000.00			515,739,000.00	482,736,683.81	6,092,669.40			488,829,353.21	170,650,101.95	96,043,806.26				266,693,908.21		26,909,646.79	222,135,445.00																				
MOOE			489,999,000.00		489,999,000.00	489,999,000.00			489,999,000.00	461,037,189.81	5,081,259.40			466,118,449.21	170,650,101.95	75,996,489.57				246,646,591.52		23,880,550.79	219,471,857.69																				
CO			25,740,000.00		25,740,000.00	25,740,000.00			25,740,000.00	21,699,494.00	1,011,410.00			22,710,904.00		20,047,316.69				20,047,316.69		3,029,096.00	2,663,587.31																				
PSS on the National Livestock Program		3101011000020000	22,053,000.00		22,053,000.00	22,053,000.00			22,053,000.00	16,896,014.32	728,438.00			17,624,452.32	4,213,249.35	5,971,571.26				10,184,820.61		4,428,547.68	7,439,631.71																				
MOOE			11,063,000.00		11,063,000.00	11,063,000.00			11,063,000.00	7,254,512.67	728,438.00			7,982,950.67	4,213,249.35	2,139,909.26				6,353,158.61		3,080,049.33	1,629,792.06																				
CO			10,990,000.00		10,990,000.00	10,990,000.00			10,990,000.00	9,641,501.65				9,641,501.65		3,831,662.00				3,831,662.00		1,348,498.35	5,809,839.65																				
PSS on the National Corn Program		3101011000030000	33,883,000.00		33,883,000.00	33,883,000.00			33,883,000.00	21,318,537.90	4,542,475.40			25,861,013.30	2,750,189.31	12,152,014.04				14,902,203.35		8,021,987.70	10,958,809.95																				
MOOE			27,883,000.00		27,883,000.00	27,883,000.00			27,883,000.00	16,151,267.90	4,416,675.40			20,567,943.30	2,750,189.31	10,965,004.04				13,715,193.35		7,315,056.70	6,852,749.95																				
CO			6,000,000.00		6,000,000.00	6,000,000.00			6,000,000.00	5,167,270.00	125,800.00			5,293,070.00		1,187,010.00				1,187,010.00		706,930.00	4,106,060.00																				
PSS on the National High-Value Crops Development Program		3101011000040000	68,532,000.00		68,532,000.00	68,532,000.00			68,532,000.00	59,094,890.79	1,235,012.16			60,329,902.95	8,677,534.38	15,661,353.47				24,338,887.85		8,202,097.05	35,991,015.10																				
MOOE			68,482,000.00		68,482,000.00	68,482,000.00			68,482,000.00	59,044,890.79	1,235,012.16			60,279,902.95	8,677,534.38	15,661,353.47				24,338,887.85		8,202,097.05	35,941,015.10																				
CO			50,000.00		50,000.00	50,000.00			50,000.00	50,000.00				50,000.00						50,000.00			50,000.00																				
PSS on the Promotion and Development of Organic Agriculture Program		3101011000050000	4,429,000.00		4,429,000.00	4,429,000.00			4,429,000.00	4,030,748.00	54,070.00			4,084,818.00	2,840,365.68	974,630.41				3,814,996.09		344,182.00	269,821.91																				
MOOE			4,285,000.00		4,285,000.00	4,285,000.00			4,285,000.00	3,901,748.00	54,070.00			3,955,818.00	2,718,276.39	974,630.41				3,692,906.80		329,182.00	262,911.20																				
CO			144,000.00		144,000.00	144,000.00			144,000.00	129,000.00				129,000.00		122,089.29				122,089.29		15,000.00	6,910.71																				
Other production support services activities		3101011000060000	38,933,000.00		38,933,000.00	38,933,000.00			38,933,000.00	12,112,387.56	6,316,074.83			18,428,462.39	7,340,515.47	8,598,776.71				15,939,292.18		20,504,537.61	2,489,170.21																				
PS			30,956,000.00		30,956,000.00	30,956,000.00			30,956,000.00	8,571,742.84	5,801,247.99			14,372,990.83	6,582,603.83	7,461,685.34				14,044,289.17		16,583,009.17	328,701.66																				
MOOE			7,977,000.00		7,977,000.00	7,977,000.00			7,977,000.00	3,540,644.72	514,826.84			4,055,471.56	757,911.64	1,137,091.37				1,895,003.01		3,921,528.44	2,160,468.55																				
MARKET DEVELOPMENT SERVICES (MDS) SUB-PROGRAM		3101020000000000																																									

Particulars	UACS CODE	Appropriation			Allotments						Current Year Obligations					Current Year Disbursements					Balances			
		Authorized Appropriation	Adjustments (Transfer To)/From, Realignment)	Adjusted Appropriations	Allotments Received	Adjustments (Withdrawal, Realignment)	Transfer To	Transfer From	Adjusted Total Allotments	1st Quarter Ending March 31	2nd Quarter Ending June 30	3rd Quarter Ending Sept. 30	4th Quarter Ending Dec. 31	Total	1st Quarter Ending March 31	2nd Quarter Ending June 30	3rd Quarter Ending Sept. 30	4th Quarter Ending Dec. 31	Total	Unreleased Appropriations	Unobligated Allotment	Unpaid Obligations (15-20) = (23+24)		
																						Due and Demandable	Not Yet Due and Demandable	
1	2	3	4	5=(3+4)	6	7	8	9	10=(8+(-17)-8+9)	11	12	13	14	15=(11+12+13+14)	16	17	18	19	20=(16+17+18+19)	21=(5-10)	22=(10-15)	23	24	
CO		5,536,000.00		5,536,000.00	5,536,000.00				5,536,000.00	5,536,000.00				5,536,000.00		141,500.00			141,500.00				5,394,500.00	
ESETS on the National Corn Program	310103100003000	10,160,000.00		10,160,000.00	10,160,000.00				10,160,000.00	8,279,000.00	227,600.00			8,506,600.00	7,563,982.15	228,658.15			7,792,640.30	1,653,400.00			713,959.70	
MOOE		10,160,000.00		10,160,000.00	10,160,000.00				10,160,000.00	8,279,000.00	227,600.00			8,506,600.00	7,563,982.15	228,658.15			7,792,640.30	1,653,400.00			713,959.70	
ESETS on the National High-Value Crops Development Program	310103100004000	12,774,000.00		12,774,000.00	12,774,000.00				12,774,000.00	10,226,854.66	577,658.00			10,804,512.66	21,977.58	5,389,054.03			5,411,031.61	1,969,487.34			5,393,481.05	
MOOE		12,774,000.00		12,774,000.00	12,774,000.00				12,774,000.00	10,226,854.66	577,658.00			10,804,512.66	21,977.58	5,389,054.03			5,411,031.61	1,969,487.34			5,393,481.05	
ESETS on the Promotion and Development of Organic Agriculture Program	310103100005000	1,702,000.00		1,702,000.00	1,702,000.00				1,702,000.00	1,035,020.00	292,850.00			1,327,870.00	81,890.00	942,460.00			1,024,350.00	374,130.00			303,520.00	
MOOE		1,702,000.00		1,702,000.00	1,702,000.00				1,702,000.00	1,035,020.00	292,850.00			1,327,870.00	81,890.00	942,460.00			1,024,350.00	374,130.00			303,520.00	
Other extension support, education and training services activities	310103100006000	4,132,000.00		4,132,000.00	4,132,000.00				4,132,000.00	1,560,371.65	248,888.00			1,809,259.65	424,941.58	165,500.27			590,441.85	2,322,740.35			1,218,817.80	
MOOE		4,132,000.00		4,132,000.00	4,132,000.00				4,132,000.00	1,560,371.65	248,888.00			1,809,259.65	424,941.58	165,500.27			590,441.85	2,322,740.35			1,218,817.80	
RESEARCH AND DEVELOPMENT (R&D) SUB-PROGRAM	310104000000000	68,944,000.00		68,944,000.00	68,944,000.00				68,944,000.00	25,670,255.63	12,302,774.53			37,973,030.16	11,068,361.96	16,177,868.18			27,246,230.14	30,970,969.84			10,726,800.02	
R&D on the National Rice Program	310104100001000	19,548,000.00		19,548,000.00	19,548,000.00				19,548,000.00	8,862,615.00	1,150,104.50			10,012,719.50	378,228.31	1,215,678.19			1,593,906.50	9,535,280.50			8,418,813.00	
MOOE		19,298,000.00		19,298,000.00	19,298,000.00				19,298,000.00	8,612,615.00	1,150,104.50			9,762,719.50	378,228.31	1,215,678.19			1,593,906.50	9,535,280.50			8,168,813.00	
CO		250,000.00		250,000.00	250,000.00				250,000.00	250,000.00				250,000.00									250,000.00	
R&D on the National Corn Program	310104100003000	1,626,000.00		1,626,000.00	1,626,000.00				1,626,000.00	1,064,998.00				1,064,998.00	329,290.00	54,961.56			384,251.56	561,002.00			680,746.44	
MOOE		1,626,000.00		1,626,000.00	1,626,000.00				1,626,000.00	1,064,998.00				1,064,998.00	329,290.00	54,961.56			384,251.56	561,002.00			680,746.44	
Other research and development activities	310104100006000	47,770,000.00		47,770,000.00	47,770,000.00				47,770,000.00	15,742,642.63	11,152,670.03			26,895,312.66	10,360,843.65	14,907,228.43			25,268,072.08	20,874,687.34			1,627,240.58	
PS		41,634,000.00		41,634,000.00	41,634,000.00				41,634,000.00	13,926,777.72	10,339,249.84			24,266,027.56	10,139,267.58	13,793,141.68			23,932,409.26	17,367,972.44			333,618.30	
MOOE		6,136,000.00		6,136,000.00	6,136,000.00				6,136,000.00	1,815,864.91	813,420.19			2,629,285.10	221,576.07	1,114,086.75			1,335,662.82	3,506,714.90			1,293,622.28	
AGRICULTURAL MACHINERY, EQUIPMENT, FACILITIES AND INFRASTRUCTURES PROGRAM	310200000000000	1,473,444,000.00	(679,000,000.00)	794,444,000.00	794,444,000.00				794,444,000.00	538,696,203.09	179,606,969.92			718,305,173.01	190,556,996.86	57,058,680.94			247,615,677.80	76,138,826.99			470,689,495.21	
AGRICULTURAL MACHINERY, EQUIPMENT, AND FACILITIES SUPPORT SERVICES SUB-PROGRAM	310201000000000	455,209,000.00		455,209,000.00	455,209,000.00				455,209,000.00	304,867,028.26	113,636,207.75			418,503,236.01	76,632,787.71	41,969,320.58			118,602,108.29	36,705,763.99			299,901,127.72	
Provision of Agricultural Equipment and Facilities (PAEF) on the National Rice Program	310201100001000	317,460,000.00		317,460,000.00	317,460,000.00				317,460,000.00	181,374,800.00	107,069,727.75			288,444,527.75	62,715,618.00	20,160,450.00			82,876,068.00	29,015,472.25			205,568,459.75	
MOOE		443,000.00		443,000.00	443,000.00				443,000.00										443,000.00					
CO		317,017,000.00		317,017,000.00	317,017,000.00				317,017,000.00	181,374,800.00	107,069,727.75			288,444,527.75	62,715,618.00	20,160,450.00			82,876,068.00	28,572,472.25			205,568,459.75	
PAEF on the National Livestock Program	310201100002000	16,218,000.00		16,218,000.00	16,218,000.00				16,218,000.00	14,307,825.29	205,940.00			14,513,765.29	1,784,330.99				1,784,330.99	1,704,234.71			12,729,434.30	
MOOE		2,184,000.00		2,184,000.00	2,184,000.00				2,184,000.00	738,145.29	205,940.00			944,085.29	219,180.99				219,180.99	1,239,914.71			724,904.30	
CO		14,034,000.00		14,034,000.00	14,034,000.00				14,034,000.00	13,569,680.00				13,569,680.00	1,565,150.00				1,565,150.00	464,320.00			12,004,530.00	
PAEF on the National Corn Program	310201100003000	77,296,000.00		77,296,000.00	77,296,000.00				77,296,000.00	70,109,070.00	6,264,000.00			76,373,070.00	15,926,525.30				15,926,525.30	922,930.00			60,446,544.70	
CO		77,296,000.00		77,296,000.00	77,296,000.00				77,296,000.00	70,109,070.00	6,264,000.00			76,373,070.00	15,926,525.30				15,926,525.30	922,930.00			60,446,544.70	
PAEF on the National High-Value Crops Development Program	310201100004000	37,650,000.00		37,650,000.00	37,650,000.00				37,650,000.00	32,544,422.97	96,540.00			32,640,962.97	13,917,169.71	3,021,014.29			16,938,184.00	5,009,037.03			15,702,778.97	
MOOE		11,600,000.00		11,600,000.00	11,600,000.00				11,600,000.00	9,178,235.60	96,540.00			9,274,775.60	300,000.00	1,174,000.00			1,474,000.00	2,325,224.40			7,800,775.60	
CO		26,050,000.00		26,050,000.00	26,050,000.00				26,050,000.00	23,366,187.37				23,366,187.37	13,617,169.71	1,847,014.29			15,464,184.00	2,683,812.63			7,902,003.37	
PAEF on the Promotion and Development of Organic Agriculture Program	310201100005000	6,585,000.00		6,585,000.00	6,585,000.00				6,585,000.00	6,530,910.00				6,530,910.00		1,077,000.00			1,077,000.00	54,090.00			5,453,910.00	
CO		6,585,000.00		6,585,000.00	6,585,000.00				6,585,000.00	6,530,910.00				6,530,910.00		1,077,000.00			1,077,000.00	54,090.00			5,453,910.00	
IRRIGATION NETWORK SERVICES (INS) SUB-PROGRAM	310202000000000	336,847,000.00		336,847,000.00	336,847,000.00				336,847,000.00	232,781,727.67	65,972,014.17			298,753,741.84	113,515,555.50	14,580,007.15			128,095,562.65	38,093,258.16			170,658,179.19	
INS on the National Rice Program	310202100001000	312,579,000.00		312,579,000.00	312,579,000.00				312,579,000.00	210,013,727.67	64,472,014.17			274,485,741.84	113,515,555.50	4,554,000.00			118,069,555.50	38,093,258.16			156,416,186.34	
CO		312,579,000.00		312,579,000.00	312,579,000.00				312,579,000.00	210,013,727.67	64,472,014.17			274,485,741.84	113,515,555.50	4,554,000.00			118,069,555.50	38,093,258.16			156,416,186.34	
INS on the National Corn Program	310202100002000	20,428,000.00		20,428,000.00	20,428,000.00				20,428,000.00	20,428,000.00				20,428,000.00		8,366,575.00			8,366,575.00				12,061,425.00	
CO		20,428,000.00		20,428,000.00	20,428,000.00				20,428,000.00	20,428,000.00				20,428,000.00		8,366,575.00			8,366,575.00				12,061,425.00	
INS on the National High-Value Crops Development Program	310202100003000	3,600,000.00		3,600,000.00	3,600,000.00				3,600,000.00	2,100,000.00	1,500,000.00			3,600,000.00		1,643,432.15			1,643,432.15				1,956,567.85	
MOOE		1,500,000.00		1,500,000.00	1,500,000.00				1,500,000.00		1,500,000.00			1,500,000.00									1,500,000.00	
CO		2,100,000.00		2,100,000.00	2,100,000.00				2,100,000.00	2,100,000.00				2,100,										








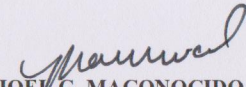
Particulars	UACS CODE	Appropriation			Allotments						Current Year Obligations					Current Year Disbursements					Balances			
		Authorized Appropriation	Adjustments (To)/From, Realignment	Adjusted Appropriations	Allotments Received	Adjustments (Withdrawal, Realignment)	Transfer To	Transfer From	Adjusted Total Allotments	1st Quarter Ending March 31	2nd Quarter Ending June 30	3rd Quarter Ending Sept. 30	4th Quarter Ending Dec. 31	Total	1st Quarter Ending March 31	2nd Quarter Ending June 30	3rd Quarter Ending Sept. 30	4th Quarter Ending Dec. 31	Total	Unreleased Appropriations	Unobligated Allotment	Unpaid Obligations (15-20) = (23+24)		
1	2	3	4	5=(3+4)	6	7	8	9	10=(8+(-17)-8+9)	11	12	13	14	15=(11+12+13+14)	16	17	18	19	20=(16+17+18+19)	21=(5-10)	22=(10-15)	23	24	
CO		3,000,000.00	(3,000,000.00)																					
Concreting of Brgy. Pila - Brgy. Dardarat FMR, Brgy. Pila and Brgy. Dardarat, Cabugao, Ilocos Sur	310203200116000	4,000,000.00	(4,000,000.00)																					
CO		4,000,000.00	(4,000,000.00)																					
Concreting of Sabangki - Nalusbo FMR, Brgy. Apayao, San Gabriel, La Union	310203200117000	4,000,000.00	(4,000,000.00)																					
CO		4,000,000.00	(4,000,000.00)																					
Concreting Purok Raois - Purok Saranay, Brgy. Sungadan FMR, Brgy. Sungadan, Paoay, Ilocos Norte	310203200118000	2,000,000.00	(2,000,000.00)																					
CO		2,000,000.00	(2,000,000.00)																					
Concreting of Baybayading FMR, Brgy. Baybayading, Salcedo, Ilocos Sur	310203200119000	2,000,000.00	(2,000,000.00)																					
CO		2,000,000.00	(2,000,000.00)																					
Concreting of Brgy. Nagtagaan FMR, Brgy. Nagtagaan, Rosario, La Union	310203200120000	5,000,000.00	(5,000,000.00)																					
CO		5,000,000.00	(5,000,000.00)																					
AGRICULTURE AND FISHERY REGULATORY SUPPORT PROGRAM	3104000000000000	6,324,000.00		6,324,000.00	6,324,000.00				6,324,000.00	1,395,544.89	1,489,845.67			2,885,390.56	848,252.65	1,498,939.23					2,347,191.88		3,438,609.44	538,198.68
Quality control and inspection	310400100001000	5,779,000.00		5,779,000.00	5,779,000.00				5,779,000.00	1,233,240.89	1,214,572.67			2,447,813.56	760,315.65	1,308,746.23					2,069,061.88		3,331,186.44	378,751.68
PS		4,165,000.00		4,165,000.00	4,165,000.00				4,165,000.00	904,066.82	706,710.67			1,610,777.49	682,656.73	903,733.77					1,586,390.50		2,554,222.51	24,386.99
MOOE		1,614,000.00		1,614,000.00	1,614,000.00				1,614,000.00	329,174.07	507,862.00			837,036.07	77,658.92	405,012.46					482,671.38		776,963.93	354,364.69
Registration and licensing	310400100004000	545,000.00		545,000.00	545,000.00				545,000.00	162,304.00	275,273.00			437,577.00	87,937.00	190,193.00					278,130.00		107,423.00	159,447.00
MOOE		545,000.00		545,000.00	545,000.00				545,000.00	162,304.00	275,273.00			437,577.00	87,937.00	190,193.00					278,130.00		107,423.00	159,447.00
LOCALLY-FUNDED AND FOREIGN-ASSISTED PROGRAM	3105000000000000	3,000,000.00		3,000,000.00	3,000,000.00				3,000,000.00														3,000,000.00	
Locally-Funded Project(s)	3105002000000000	3,000,000.00		3,000,000.00	3,000,000.00				3,000,000.00														3,000,000.00	
Construction of Small Water Impounding Project, Paoay, Ilocos Norte	310500200010000	3,000,000.00		3,000,000.00	3,000,000.00				3,000,000.00														3,000,000.00	
MOOE		3,000,000.00		3,000,000.00	3,000,000.00				3,000,000.00														3,000,000.00	
Sub-Total, Agency-Specific		2,515,170,000.00	(679,000,000.00)	1,836,170,000.00	1,831,313,000.00				1,831,313,000.00	1,320,630,997.46	239,642,803.79			1,560,273,801.25	446,711,012.54	311,434,068.78					758,145,081.32	4,857,000.00	271,039,198.75	802,128,719.93
PS		114,599,000.00		114,599,000.00	109,742,000.00				109,742,000.00	32,372,547.33	23,378,898.82			55,751,446.15	24,193,496.09	30,523,190.11					54,716,686.20	4,857,000.00	53,990,553.85	1,034,759.95
MOOE		812,717,000.00		812,717,000.00	812,717,000.00				812,717,000.00	651,263,661.80	34,137,499.05			685,401,160.85	232,547,083.95	135,051,723.24					367,598,807.19		127,315,839.15	317,802,353.66
Fin Ex		50,000.00		50,000.00	50,000.00				50,000.00					5,000.00									45,000.00	
CO		1,587,804,000.00	(679,000,000.00)	908,804,000.00	908,804,000.00				908,804,000.00	636,994,788.33	182,121,405.92			819,116,194.25	189,970,432.50	145,854,155.43					335,824,587.93		89,687,805.75	483,291,606.32
II. Automatic Appropriations																								
Retirement and Life Insurance Premiums	01104102																							
General Administration and Support	1000000000000000	2,275,000.00		2,275,000.00	2,275,000.00				2,275,000.00	536,434.87	550,892.05			1,087,326.92	536,324.44	551,002.48					1,087,326.92		1,187,673.08	
General management and supervision	100000100001000	2,275,000.00		2,275,000.00	2,275,000.00				2,275,000.00	536,434.87	550,892.05			1,087,326.92	536,324.44	551,002.48					1,087,326.92		1,187,673.08	
PS		2,275,000.00		2,275,000.00	2,275,000.00				2,275,000.00	536,434.87	550,892.05			1,087,326.92	536,324.44	551,002.48					1,087,326.92		1,187,673.08	
Support to Operations	2000000000000000	562,000.00		562,000.00	562,000.00				562,000.00	155,274.00	155,362.16			310,636.16	155,274.00	155,362.16					310,636.16		251,363.84	
Development of organizational policies, plans and procedures	200000100005000	562,000.00		562,000.00	562,000.00				562,000.00	155,274.00	155,362.16			310,636.16	155,274.00	155,362.16					310,636.16		251,363.84	
PS		562,000.00		562,000.00	562,000.00				562,000.00	155,274.00	155,362.16			310,636.16	155,274.00	155,362.16					310,636.16		251,363.84	
Operations	3000000000000000	7,161,000.00		7,161,000.00	7,161,000.00				7,161,000.00	1,860,092.45	1,901,577.33			3,761,669.78	1,860,092.45	1,901,577.33					3,761,669.78		3,399,330.22	
OO : Productivity in the agricultural sector increased	3100000000000000	7,161,000.00		7,161,000.00	7,161,000.00				7,161,000.00	1,860,092.45	1,901,577.33			3,761,669.78	1,860,092.45	1,901,577.33					3,761,669.78		3,399,330.22	
TECHNICAL AND SUPPORT SERVICES PROGRAM	3101000000000000	6,780,000.00		6,780,000.00	6,780,000.00				6,780,000.00	1,733,779.16	1,818,736.71			3,552,515.87	1,733,779.16	1,818,736.71					3,552,515.87		3,227,484.13	
PRODUCTION SUPPORT SERVICES (PSS) SUB-PROGRAM	3101010000000000	2,850,000.00		2,850,000.00	2,850,000.00				2,850,000.00	594,633.49	665,260.27			1,259,893.76	594,633.49	665,260.27					1,259,893.76		1,590,106.24	
Other production support services activities	310101100006000	2,850,000.00		2,850,000.00	2,850,000.00				2,850,000.00	594,633.49	665,260.27			1,259,893.76	594,633.49	665,260.27					1,259,893.76		1,590,106.24	
PS		2,850,000.00		2,850,000.00	2,850,000.00				2,850,000.00	594,633.49	665,260.27			1,259,893.76	594,633.49	665,260.27					1,259,893.76		1,590,106.24	
MARKET DEVELOPMENT SERVICES (MDS) SUB-PROGRAM	3101020000000000	126,000.00		126,000.00	126,000.00				126,000.00	31,581.00	31,581.00			63,162.00	31,581.00	31,581.00					63,162.00		62,838.00	
Other market development services activities	310102100006000	126,000.00		126,000.00	126,000.00				126,000.00	31,581.00	31,581.00			63,162.00	31,581.00	31,581.00					63,162.00		62,838.00	
PS		126,000.00		126,000.00	126,000.00				126,000.00	31,581.00	31,581.00			63,162.00	31,581.00	31,581.00					63,162.00		62,838.00	
RESEARCH AND DEVELOPMENT (R&D) SUB-PROGRAM	3101040000000000	3,804,000.00		3,804,000.00	3,804,000.00				3,804,000.00	1,107,564.67	1,121,895.44			2,229,460.11	1,107,564.67	1,121,895.44					2,229,460.11		1,574,539.89	
Other research and development activities	310104100006000	3,804,000.00		3,804,000.00	3,804,000.00				3,804,000.00	1,107,564.67	1,121,895.44			2,229,460.11	1,107,564.67	1,121,895.44					2,229,460.11		1,574,539.89	
PS		3,804,000.00		3,804,000.00	3,804,000.00				3,804,000.00	1,107,564.67	1,121,895.44			2,229,460.11	1,107,564.67	1,121,895.44					2,229,460.11		1,574,539.89	
AGRICULTURE AND FISHERY REGULATORY SUPPORT PROGRAM	3104000000000000	381,000.00		381,000.00	381,000.00				381,000.00	126,313.29	82,840.62			209,153.91	126,313.29	82,840.62					209,153.91		171,846.09	
Quality control and inspection	310400100001000	381,000.00		381,000.00	381,000.00				381,000.00	126,313.29	82,840.62													

Particulars	UACS CODE	Appropriation			Allotments				Current Year Obligations					Current Year Disbursements				Balances						
		Authorized Appropriation	Adjustments (To)/From, Realignment	Adjusted Appropriations	Allotments Received	Adjustments (Withdrawal, Realignment)	Transfer To	Transfer From	Adjusted Total Allotments	1st Quarter Ending March 31	2nd Quarter Ending June 30	3rd Quarter Ending Sept. 30	4th Quarter Ending Dec. 31	Total	1st Quarter Ending March 31	2nd Quarter Ending June 30	3rd Quarter Ending Sept. 30	4th Quarter Ending Dec. 31	Total	Unreleased Appropriations	Unobligated Allotment	Unpaid Obligations (15-20) = (23+24)		
1	2	3	4	5=(3+4)	6	7	8	9	10=[(6+(-7))-8+9]	11	12	13	14	15=[(11+12+13+14)]	16	17	18	19	20=[(16+17+18+19)]	21=(5-10)	22=(10-15)	23	24	
CD		1,587,804,000.00	(679,000,000.00)	908,804,000.00	908,804,000.00				908,804,000.00	636,994,788.33	182,121,405.92			819,116,194.25	189,970,432.50	145,854,155.43			335,824,587.93					483,291,606.32


Certified Correct:

  
**GILDA R. RODRIGUEZ**  
 Chief, Budget Section  
 Date:

Recommended By:

  
**JOEL G. MACONOCIDO**  
 Chief, Accounting Section/  
 OIC - Administrative and Finance Division  
 Date:

Approved By:

  
**LUCRECIO R. ALVIAR, JR., CESO III**  
 Regional Executive Director  
 Date:

This report was generated using the Unified Reporting System on 13/07/2018 09:50