


MONTHLY REPORT OF DISBURSEMENTS
For the month of September 2023

Department: DEPARTMENT OF AGRICULTURE
Agency/Entity: OSEC
Operating Unit: RFO 1
Organization Code: 05-001-03-00001
Fund Cluster: 01 - Regular Agency Fund

| Particulars | Current Year Budget | | | | | Prior Year's Budget | | | | | | | | | | | SUB-TOTAL | Trust Liabilities | | | | Grand Total | | | | | Remarks | |
|--|----------------------|-----------------------|----------|----------------------|-----------------------|-------------------------------|---------------------|----------|---------------------|----------------------|---------------------------------|---------------------|----------|-------------------|---------------------|----------------------|-----------------------|-------------------|----------|----------|----------|----------------------|-----------------------|----------|----------------------|-----------------------|--------------|--|
| | PS | MOOE | FinEx | CO | TOTAL | Prior Years' Accounts Payable | | | | | Current Year's Accounts Payable | | | | | TOTAL | | PS | MOOE | CO | TOTAL | PS | MOOE | FinEx | CO | TOTAL | | |
| | | | | | | PS | MOOE | FinEx | CO | Sub-Total | PS | MOOE | FinEx | CO | Sub-Total | | | | | | | | | | | | | |
| 1 | 2 | 3 | 4 | 5 | 6 | 7 | 8 | 9 | 10 | 11 | 12 | 13 | 14 | 15 | 16 | 17 | 18 | 19 | 20 | 21 | 22 | 23 | 24 | 25 | 26 | 27 | 28 | |
| CASH DISBURSEMENTS | | | | | | | | | | | | | | | | | | | | | | | | | | | | |
| Notice of Cash Allocation (NCA) | 9,849,771.88 | 671,219,634.73 | - | 52,706,724.47 | 733,776,131.08 | - | 2,673,770.15 | - | 8,300,413.61 | 10,974,183.76 | - | 1,660,079.01 | - | 562,089.15 | 2,222,168.16 | 13,196,351.92 | 746,972,483.00 | - | - | - | - | 9,849,771.88 | 675,553,483.89 | - | 61,569,227.23 | 746,972,483.00 | | |
| MDS Check Issued | 3,515,123.02 | 516,174,889.74 | - | 2,500,000.00 | 522,190,012.76 | - | - | - | 500,000.00 | 500,000.00 | - | 1,093.21 | - | - | 1,093.21 | 501,093.21 | 522,691,105.97 | - | - | - | - | 3,515,123.02 | 516,175,982.95 | - | 3,000,000.00 | 522,691,105.97 | | |
| Advice to Debit Account | 6,334,648.86 | 155,044,744.99 | - | 50,206,724.47 | 211,586,118.32 | - | 2,673,770.15 | - | 7,800,413.61 | 10,474,183.76 | - | 1,658,985.80 | - | 562,089.15 | 2,221,074.95 | 12,695,258.71 | 224,281,377.03 | - | - | - | - | 6,334,648.86 | 159,377,500.94 | - | 58,569,227.23 | 224,281,377.03 | | |
| Notice of Transfer Allocations (NTA) | - | 5,979,416.67 | - | - | 5,979,416.67 | - | - | - | - | - | - | - | - | - | - | - | 5,979,416.67 | - | - | - | - | - | 5,979,416.67 | - | - | - | 5,979,416.67 | |
| MDS Check Issued | - | 5,979,416.67 | - | - | 5,979,416.67 | - | - | - | - | - | - | - | - | - | - | - | 5,979,416.67 | - | - | - | - | - | 5,979,416.67 | - | - | - | 5,979,416.67 | |
| Advice to Debit Account | - | - | - | - | - | - | - | - | - | - | - | - | - | - | - | - | - | - | - | - | - | - | - | - | - | - | - | |
| Working Fund For FAPs | - | - | - | - | - | - | - | - | - | - | - | - | - | - | - | - | - | - | - | - | - | - | - | - | - | - | - | |
| Cash Disbursement Ceiling (CDC) | - | - | - | - | - | - | - | - | - | - | - | - | - | - | - | - | - | - | - | - | - | - | - | - | - | - | - | |
| TOTAL CASH DISBURSEMENTS | 9,849,771.88 | 677,199,051.40 | - | 52,706,724.47 | 739,755,547.75 | - | 2,673,770.15 | - | 8,300,413.61 | 10,974,183.76 | - | 1,660,079.01 | - | 562,089.15 | 2,222,168.16 | 13,196,351.92 | 752,951,899.67 | - | - | - | - | 9,849,771.88 | 681,532,900.56 | - | 61,569,227.23 | 752,951,899.67 | | |
| NON-CASH DISBURSEMENTS | | | | | | | | | | | | | | | | | | | | | | | | | | | | |
| Tax Remittance Advices Issued (TRA) | 926,101.04 | 1,694,836.06 | - | 2,597,215.34 | 5,218,152.44 | - | 70,220.02 | - | 508,723.35 | 578,943.37 | - | 63,134.26 | - | 31,363.23 | 94,497.49 | 673,440.86 | 5,891,593.30 | - | - | - | - | 926,101.04 | 1,828,190.34 | - | 3,137,301.92 | 5,891,593.30 | | |
| Non-Cash Availment Authority (NCAA) | - | - | - | - | - | - | - | - | - | - | - | - | - | - | - | - | - | - | - | - | - | - | - | - | - | - | - | |
| Disbursements effected through outright deductions from claims | - | - | - | - | - | - | - | - | - | - | - | - | - | - | - | - | - | - | - | - | - | - | - | - | - | - | - | |
| Overpayment of expenses | - | - | - | - | - | - | - | - | - | - | - | - | - | - | - | - | - | - | - | - | - | - | - | - | - | - | - | |
| Restitution for loss of government property | - | - | - | - | - | - | - | - | - | - | - | - | - | - | - | - | - | - | - | - | - | - | - | - | - | - | - | |
| Liquidated damages and similar claims | - | - | - | - | - | - | - | - | - | - | - | - | - | - | - | - | - | - | - | - | - | - | - | - | - | - | - | |
| Others (TEF, BTr Documentary Stamp Tax, etc.) | - | - | - | - | - | - | - | - | - | - | - | - | - | - | - | - | - | - | - | - | - | - | - | - | - | - | - | |
| TOTAL NON-CASH DISBURSEMENTS | 926,101.04 | 1,694,836.06 | - | 2,597,215.34 | 5,218,152.44 | - | 70,220.02 | - | 508,723.35 | 578,943.37 | - | 63,134.26 | - | 31,363.23 | 94,497.49 | 673,440.86 | 5,891,593.30 | - | - | - | - | 926,101.04 | 1,828,190.34 | - | 3,137,301.92 | 5,891,593.30 | | |
| GRAND TOTAL | 10,775,872.92 | 678,893,887.46 | - | 55,303,939.81 | 744,973,700.19 | - | 2,743,990.17 | - | 8,809,136.96 | 11,553,127.13 | - | 1,723,213.27 | - | 593,452.38 | 2,316,665.65 | 13,869,792.78 | 758,843,492.97 | - | - | - | - | 10,775,872.92 | 683,361,090.90 | - | 64,706,529.15 | 758,843,492.97 | | |

| SUMMARY: | Previous Report | | | This month | | | As at Date | | | Total Disbursements Program | Previous Report | | | This month | | | As at Date | | |
|--|-----------------|------------------|--|------------|----------------|--|------------|------------------|--|-----------------------------|------------------|--|--|----------------|--|--|------------------|--|--|
| | | | | | | | | | | | | | | | | | | | |
| Total Disbursement Authorities Received | | 3,817,997,923.07 | | | 758,843,492.97 | | | 4,576,841,416.04 | | | 3,817,997,923.07 | | | 758,843,492.97 | | | 4,576,841,416.04 | | |
| NCA | | 3,572,147,113.00 | | | 746,972,483.00 | | | 4,319,119,596.00 | | | 3,572,147,113.00 | | | 746,972,483.00 | | | 4,319,119,596.00 | | |
| NTA | | 205,158,790.90 | | | 5,979,416.67 | | | 211,138,207.57 | | | 205,158,790.90 | | | 5,979,416.67 | | | 211,138,207.57 | | |
| Working Fund | | - | | | - | | | - | | | - | | | - | | | - | | |
| TRA | | 40,692,019.17 | | | 5,891,593.30 | | | 46,583,612.47 | | (Over)/Under spending | - | | | - | | | - | | |
| CDC | | - | | | - | | | - | | | - | | | - | | | - | | |
| NCAA | | - | | | - | | | - | | | - | | | - | | | - | | |
| Less: Notice of Transfer of Allocations (NTA) issued | | | | | | | | | | | | | | | | | | | |
| Total Disbursement Authorities Available | | 3,817,997,923.07 | | | 758,843,492.97 | | | 4,576,841,416.04 | | | 3,817,997,923.07 | | | 758,843,492.97 | | | 4,576,841,416.04 | | |
| Less: | | | | | | | | | | | | | | | | | | | |
| Lapsed NCA | | - | | | - | | | - | | | - | | | - | | | - | | |
| Disbursements | | 3,817,997,923.07 | | | 758,843,492.97 | | | 4,576,841,416.04 | | | 3,817,997,923.07 | | | 758,843,492.97 | | | 4,576,841,416.04 | | |
| Less: Other Non-Cash Disbursements | | | | | | | | | | | | | | | | | | | |
| Disbursements effected through outright deductions from claims | | - | | | - | | | - | | | - | | | - | | | - | | |
| Overpayment of expenses | | - | | | - | | | - | | | - | | | - | | | - | | |
| Restitution for loss of government property | | - | | | - | | | - | | | - | | | - | | | - | | |
| Liquidated damages and similar claims | | - | | | - | | | - | | | - | | | - | | | - | | |
| Others (e.g., TEF, BTr Docs Stamp, etc.) | | - | | | - | | | - | | | - | | | - | | | - | | |
| Add/Less: Adjustments (e.g., cancelled/staled checks) | | | | | | | | | | | | | | | | | | | |
| Balance of Disbursement Authorities as at date | | | | | | | | | | | | | | | | | | | |

Certified Correct:


ARNOLD T. EBREO
Chief, Accounting Section

Approved By:


ANNIE Q. BARES, DVM
Regional Executive Director

MONTHLY REPORT OF DISBURSEMENTS
For the month of September 2023


Department: DEPARTMENT OF AGRICULTURE
Agency/Entity: OSEC
Operating Unit: RFO 1
Organization Code: 05-001-03-00001
Fund Cluster: : 02 - Foreign Assisted Projects Fund

| Particulars | Current Year Budget | | | | | Prior Year's Budget | | | | | | | | | | | SUB-TOTAL | Trust Liabilities | | | | Grand Total | | | | | Remarks |
|--|---------------------|------|-------|----|-------|-------------------------------|------|-------|----|-----------|---------------------------------|------|-------|----|-----------|----|-----------|-------------------|----|-------|----|-------------|-------|----|-------|-------|---------|
| | PS | MOOE | FinEx | CO | TOTAL | Prior Years' Accounts Payable | | | | | Current Year's Accounts Payable | | | | | PS | | MOOE | CO | TOTAL | PS | MOOE | FinEx | CO | TOTAL | | |
| | | | | | | PS | MOOE | FinEx | CO | Sub-Total | PS | MOOE | FinEx | CO | Sub-Total | | | | | | | | | | | TOTAL | |
| CASH DISBURSEMENTS | | | | | | | | | | | | | | | | | | | | | | | | | | | |
| Notice of Cash Allocation (NCA) | - | - | - | - | - | - | - | - | - | - | - | - | - | - | - | - | - | - | - | - | - | - | - | - | - | - | - |
| MDS Check Issued | - | - | - | - | - | - | - | - | - | - | - | - | - | - | - | - | - | - | - | - | - | - | - | - | - | - | - |
| Advice to Debit Account | - | - | - | - | - | - | - | - | - | - | - | - | - | - | - | - | - | - | - | - | - | - | - | - | - | - | - |
| Notice of Transfer Allocations (NTA) | - | - | - | - | - | - | - | - | - | - | - | - | - | - | - | - | - | - | - | - | - | - | - | - | - | - | - |
| MDS Check Issued | - | - | - | - | - | - | - | - | - | - | - | - | - | - | - | - | - | - | - | - | - | - | - | - | - | - | - |
| Advice to Debit Account | - | - | - | - | - | - | - | - | - | - | - | - | - | - | - | - | - | - | - | - | - | - | - | - | - | - | - |
| Working Fund For FAPs | - | - | - | - | - | - | - | - | - | - | - | - | - | - | - | - | - | - | - | - | - | - | - | - | - | - | - |
| Cash Disbursement Ceiling (CDC) | - | - | - | - | - | - | - | - | - | - | - | - | - | - | - | - | - | - | - | - | - | - | - | - | - | - | - |
| TOTAL CASH DISBURSEMENTS | - | - | - | - | - | - | - | - | - | - | - | - | - | - | - | - | - | - | - | - | - | - | - | - | - | - | - |
| NON-CASH DISBURSEMENTS | | | | | | | | | | | | | | | | | | | | | | | | | | | |
| Tax Remittance Advices Issued (TRA) | - | - | - | - | - | - | - | - | - | - | - | - | - | - | - | - | - | - | - | - | - | - | - | - | - | - | - |
| Non-Cash Availment Authority (NCAA) | - | - | - | - | - | - | - | - | - | - | - | - | - | - | - | - | - | - | - | - | - | - | - | - | - | - | - |
| Disbursements effected through outright deductions from claims | - | - | - | - | - | - | - | - | - | - | - | - | - | - | - | - | - | - | - | - | - | - | - | - | - | - | - |
| Overpayment of expenses | - | - | - | - | - | - | - | - | - | - | - | - | - | - | - | - | - | - | - | - | - | - | - | - | - | - | - |
| Restitution for loss of government property | - | - | - | - | - | - | - | - | - | - | - | - | - | - | - | - | - | - | - | - | - | - | - | - | - | - | - |
| Liquidated damages and similar claims | - | - | - | - | - | - | - | - | - | - | - | - | - | - | - | - | - | - | - | - | - | - | - | - | - | - | - |
| Others (TEF, BTr Documentary Stamp Tax, etc.) | - | - | - | - | - | - | - | - | - | - | - | - | - | - | - | - | - | - | - | - | - | - | - | - | - | - | - |
| TOTAL NON-CASH DISBURSEMENTS | - | - | - | - | - | - | - | - | - | - | - | - | - | - | - | - | - | - | - | - | - | - | - | - | - | - | - |
| GRAND TOTAL | - | - | - | - | - | - | - | - | - | - | - | - | - | - | - | - | - | - | - | - | - | - | - | - | - | - | - |


NO TRANSACTION

| SUMMARY: | Previous Report | | | This month | | | As at Date | | | Total Disbursements Program | Previous Report | | | This month | | | As at Date | | |
|--|-----------------|---|---|------------|---|---|------------|---|---|-----------------------------|-----------------|--|--|------------|--|--|------------|--|--|
| | | | | | | | | | | | | | | | | | | | |
| Total Disbursement Authorities Received | | | | | | | | | | | | | | | | | | | |
| NCA | - | - | - | - | - | - | - | - | - | | | | | | | | | | |
| NTA | - | - | - | - | - | - | - | - | - | | | | | | | | | | |
| Working Fund | - | - | - | - | - | - | - | - | - | | | | | | | | | | |
| TRA | - | - | - | - | - | - | - | - | - | | | | | | | | | | |
| CDC | - | - | - | - | - | - | - | - | - | | | | | | | | | | |
| NCAA | - | - | - | - | - | - | - | - | - | | | | | | | | | | |
| Less: Notice of Transfer of Allocations (NTA) issued | | | | | | | | | | | | | | | | | | | |
| Total Disbursement Authorities Available | | | | | | | | | | | | | | | | | | | |
| Less: | | | | | | | | | | | | | | | | | | | |
| Lapsed NCA Disbursements | - | - | - | - | - | - | - | - | - | | | | | | | | | | |
| Less: Other Non-Cash Disbursements | | | | | | | | | | | | | | | | | | | |
| Disbursements effected through outright deductions from claims | - | - | - | - | - | - | - | - | - | | | | | | | | | | |
| Overpayment of expenses | - | - | - | - | - | - | - | - | - | | | | | | | | | | |
| Restitution for loss of government property | - | - | - | - | - | - | - | - | - | | | | | | | | | | |
| Liquidated damages and similar claims | - | - | - | - | - | - | - | - | - | | | | | | | | | | |
| Others (e.g., TEF, BTr Does Stamp, etc.) | - | - | - | - | - | - | - | - | - | | | | | | | | | | |
| Add/Less: Adjustments (e.g., cancelled/staled checks) | | | | | | | | | | | | | | | | | | | |
| Balance of Disbursement Authorities as at date | | | | | | | | | | | | | | | | | | | |

Certified Correct:


ARNOLD T. EBREO
Chief, Accounting Section

Approved By:


ANNIE Q. BARES, DVM
Regional Executive Director


MONTHLY REPORT OF DISBURSEMENTS
For the month of September 2023

Department: DEPARTMENT OF AGRICULTURE
Agency/Entity: OSEC
Operating Unit: RFO 1
Organization Code: 05-001-03-00001
Fund Cluster: 07 - Trust Receipts


| Particulars | Current Year Budget | | | | | Prior Year's Budget | | | | | | | | | | | SUB-TOTAL | Trust Liabilities | | | | Grand Total | | | | | Remarks |
|--|---------------------|------|-------|----|-------|-------------------------------|------|-------|----|-----------|---------------------------------|------|-------|----|-----------|-------|-----------|-------------------|-----------|----|-----------|-------------|-----------|-------|----|-----------|---------|
| | PS | MOOE | FinEx | CO | TOTAL | Prior Years' Accounts Payable | | | | | Current Year's Accounts Payable | | | | | | | PS | MOOE | CO | TOTAL | PS | MOOE | FinEx | CO | TOTAL | |
| | | | | | | PS | MOOE | FinEx | CO | Sub-Total | PS | MOOE | FinEx | CO | Sub-Total | TOTAL | | | | | | | | | | | |
| 1 | 2 | 3 | 4 | 5 | 6 | 7 | 8 | 9 | 10 | 11 | 12 | 13 | 14 | 15 | 16 | 17 | 18 | 19 | 20 | 21 | 22 | 23 | 24 | 25 | 26 | 27 | 28 |
| CASH DISBURSEMENTS | | | | | | | | | | | | | | | | | | | | | | | | | | | |
| Notice of Cash Allocation (NCA) | - | - | - | - | - | - | - | - | - | - | - | - | - | - | - | - | - | - | 75,813.20 | - | 75,813.20 | - | 75,813.20 | - | - | 75,813.20 | |
| MDS Check Issued | - | - | - | - | - | - | - | - | - | - | - | - | - | - | - | - | - | - | 75,813.20 | - | 75,813.20 | - | 75,813.20 | - | - | 75,813.20 | |
| Advice to Debit Account | - | - | - | - | - | - | - | - | - | - | - | - | - | - | - | - | - | - | - | - | - | - | - | - | - | - | |
| Notice of Transfer Allocations (NTA) | - | - | - | - | - | - | - | - | - | - | - | - | - | - | - | - | - | - | - | - | - | - | - | - | - | - | |
| MDS Check Issued | - | - | - | - | - | - | - | - | - | - | - | - | - | - | - | - | - | - | - | - | - | - | - | - | - | - | |
| Advice to Debit Account | - | - | - | - | - | - | - | - | - | - | - | - | - | - | - | - | - | - | - | - | - | - | - | - | - | - | |
| Working Fund For FAPs | - | - | - | - | - | - | - | - | - | - | - | - | - | - | - | - | - | - | - | - | - | - | - | - | - | - | |
| Cash Disbursement Ceiling (CDC) | - | - | - | - | - | - | - | - | - | - | - | - | - | - | - | - | - | - | - | - | - | - | - | - | - | - | |
| TOTAL CASH DISBURSEMENTS | - | - | - | - | - | - | - | - | - | - | - | - | - | - | - | - | - | - | 75,813.20 | - | 75,813.20 | - | 75,813.20 | - | - | 75,813.20 | |
| NON-CASH DISBURSEMENTS | | | | | | | | | | | | | | | | | | | | | | | | | | | |
| Tax Remittance Advices Issued (TRA) | - | - | - | - | - | - | - | - | - | - | - | - | - | - | - | - | - | - | - | - | - | - | - | - | - | - | |
| Non-Cash Availment Authority (NCAA) | - | - | - | - | - | - | - | - | - | - | - | - | - | - | - | - | - | - | - | - | - | - | - | - | - | - | |
| Disbursements effected through outright deductions from claims | - | - | - | - | - | - | - | - | - | - | - | - | - | - | - | - | - | - | - | - | - | - | - | - | - | - | |
| Overpayment of expenses | - | - | - | - | - | - | - | - | - | - | - | - | - | - | - | - | - | - | - | - | - | - | - | - | - | - | |
| Restitution for loss of government property | - | - | - | - | - | - | - | - | - | - | - | - | - | - | - | - | - | - | - | - | - | - | - | - | - | - | |
| Liquidated damages and similar claims | - | - | - | - | - | - | - | - | - | - | - | - | - | - | - | - | - | - | - | - | - | - | - | - | - | - | |
| Others (TEF, BTr Documentary Stamp Tax, etc.) | - | - | - | - | - | - | - | - | - | - | - | - | - | - | - | - | - | - | - | - | - | - | - | - | - | - | |
| TOTAL NON-CASH DISBURSEMENTS | - | - | - | - | - | - | - | - | - | - | - | - | - | - | - | - | - | - | - | - | - | - | - | - | - | - | |
| GRAND TOTAL | - | - | - | - | - | - | - | - | - | - | - | - | - | - | - | - | - | - | 75,813.20 | - | 75,813.20 | - | 75,813.20 | - | - | 75,813.20 | |

| SUMMARY: | Previous Report | | | This month | | | As at Date | | | Previous Report | | | This month | | | As at Date | | |
|--|-----------------|---------------------|--------------------|------------|--|---------------------|------------|--|---------------------|-----------------------------|--|--------------|-------------|--|--|--------------|--|--|
| | | | | | | | | | | | | | | | | | | |
| Total Disbursement Authorities Received | | 3,123,400.00 | - | | | 3,123,400.00 | | | 3,123,400.00 | Total Disbursements Program | | 3,123,400.00 | - | | | 3,123,400.00 | | |
| NCA | | 3,123,400.00 | - | | | 3,123,400.00 | | | 3,123,400.00 | Less: Actual Disbursements | | 1,565,310.80 | 75,813.20 | | | 1,641,124.00 | | |
| NTA | | - | - | | | - | | | - | (Over)/Under spending | | 1,558,089.20 | (75,813.20) | | | 1,482,276.00 | | |
| Working Fund | | - | - | | | - | | | - | | | | | | | | | |
| TRA | | - | - | | | - | | | - | | | | | | | | | |
| CDC | | - | - | | | - | | | - | | | | | | | | | |
| NCAA | | - | - | | | - | | | - | | | | | | | | | |
| Less: Notice of Transfer of Allocations (NTA) issued | | | | | | | | | | | | | | | | | | |
| Total Disbursement Authorities Available | | <u>3,123,400.00</u> | <u>-</u> | | | <u>3,123,400.00</u> | | | <u>3,123,400.00</u> | | | | | | | | | |
| Less: | | | | | | | | | | | | | | | | | | |
| Lapsed NCA Disbursements | | 1,565,310.80 | 75,813.20 | | | 1,641,124.00 | | | 1,641,124.00 | | | | | | | | | |
| Less: Other Non-Cash Disbursements | | | | | | | | | | | | | | | | | | |
| Disbursements effected through outright deductions from claims | | | | | | | | | | | | | | | | | | |
| Overpayment of expenses | | | | | | | | | | | | | | | | | | |
| Restitution for loss of government property | | | | | | | | | | | | | | | | | | |
| Liquidated damages and similar claims | | | | | | | | | | | | | | | | | | |
| Others (e.g., TEF, BTr Docs Stamp, etc.) | | | | | | | | | | | | | | | | | | |
| Add/Less: Adjustments (e.g., cancelled/staled checks) | | | | | | | | | | | | | | | | | | |
| Balance of Disbursement Authorities as at date | | <u>1,558,089.20</u> | <u>(75,813.20)</u> | | | <u>1,482,276.00</u> | | | <u>1,482,276.00</u> | | | | | | | | | |

Certified Correct:


 ARNOLD T. EBREO
 Chief, Accounting Section

Approved By:


 ANNIE Q. BARES, DVM
 Regional Executive Director

MONTHLY REPORT OF DISBURSEMENTS
For the month of September 2023

Department: DEPARTMENT OF AGRICULTURE
Agency/Entity: OSEC
Operating Unit: RFO 1
Organization Code: 05-001-03-00001
Fund Cluster: 07 (Coconut Farmers and Industry Trust Fund)

| Particulars | Current Year Budget | | | | | Prior Year's Budget | | | | | | | | | | Trust Liabilities | | | | | Remarks | | | | | | | |
|--|---------------------|------|-------|----|-------|-------------------------------|------|-------|----|-----------|---------------------------------|------|-------|----|-----------|-------------------|-------------|----|------|----|---------|-------|----|----|----|----|----|--|
| | PS | MOOE | FinEx | CO | TOTAL | Prior Years' Accounts Payable | | | | | Current Year's Accounts Payable | | | | | SUB-TOTAL | Grand Total | | | | | | | | | | | |
| | | | | | | PS | MOOE | FinEx | CO | Sub-Total | PS | MOOE | FinEx | CO | Sub-Total | | TOTAL | PS | MOOE | CO | | TOTAL | | | | | | |
| 1 | 2 | 3 | 4 | 5 | 6 | 7 | 8 | 9 | 10 | 11 | 12 | 13 | 14 | 15 | 16 | 17 | 18 | 19 | 20 | 21 | 22 | 23 | 24 | 25 | 26 | 27 | 28 | |
| CASH DISBURSEMENTS | | | | | | | | | | | | | | | | | | | | | | | | | | | | |
| Notice of Cash Allocation (NCA) | | | | | | | | | | | | | | | | | | | | | | | | | | | | |
| MDS Check Issued | | | | | | | | | | | | | | | | | | | | | | | | | | | | |
| Advice to Debit Account | | | | | | | | | | | | | | | | | | | | | | | | | | | | |
| Notice of Transfer Allocations (NTA) | | | | | | | | | | | | | | | | | | | | | | | | | | | | |
| MDS Check Issued | | | | | | | | | | | | | | | | | | | | | | | | | | | | |
| Advice to Debit Account | | | | | | | | | | | | | | | | | | | | | | | | | | | | |
| Working Fund For FAPs | | | | | | | | | | | | | | | | | | | | | | | | | | | | |
| Cash Disbursement Ceiling (CDC) | | | | | | | | | | | | | | | | | | | | | | | | | | | | |
| TOTAL CASH DISBURSEMENTS | | | | | | | | | | | | | | | | | | | | | | | | | | | | |
| NON-CASH DISBURSEMENTS | | | | | | | | | | | | | | | | | | | | | | | | | | | | |
| Tax Remittance Advices Issued (TRA) | | | | | | | | | | | | | | | | | | | | | | | | | | | | |
| Non-Cash Availment Authority (NCAA) | | | | | | | | | | | | | | | | | | | | | | | | | | | | |
| Disbursements effected through outright deductions from claims | | | | | | | | | | | | | | | | | | | | | | | | | | | | |
| Overpayment of expenses | | | | | | | | | | | | | | | | | | | | | | | | | | | | |
| Restitution for loss of government property | | | | | | | | | | | | | | | | | | | | | | | | | | | | |
| Liquidated damages and similar claims | | | | | | | | | | | | | | | | | | | | | | | | | | | | |
| Others (TEF, BTr Documentary Stamp Tax, etc.) | | | | | | | | | | | | | | | | | | | | | | | | | | | | |
| TOTAL NON-CASH DISBURSEMENTS | | | | | | | | | | | | | | | | | | | | | | | | | | | | |
| GRAND TOTAL | | | | | | | | | | | | | | | | | | | | | | | | | | | | |

| SUMMARY: | Previous Report | | | This month | | | As at Date | | |
|--|-----------------|--------------|-------|------------|------|-------|------------|--------------|-------|
| | PS | MOOE | FinEx | PS | MOOE | FinEx | PS | MOOE | FinEx |
| Total Disbursement Authorities Received | | | | | | | | | |
| NCA | | 3,000,000.00 | | | | | | 3,000,000.00 | |
| NTA | | | | | | | | | |
| Working Fund | | 3,000,000.00 | | | | | | 3,000,000.00 | |
| TRA | | | | | | | | | |
| CDC | | | | | | | | | |
| NCAA | | | | | | | | | |
| Less: Notice of Transfer of Allocations (NTA) issued | | | | | | | | | |
| Total Disbursement Authorities Available | | 3,000,000.00 | | | | | | 3,000,000.00 | |
| Less: | | | | | | | | | |
| Lapsed NCA Disbursements | | | | | | | | | |
| Less: Other Non-Cash Disbursements | | | | | | | | | |
| Disbursements effected through outright deductions from claims | | | | | | | | | |
| Overpayment of expenses | | | | | | | | | |
| Restitution for loss of government property | | | | | | | | | |
| Liquidated damages and similar claims | | | | | | | | | |
| Others (e.g., TEF, BTr Docs Stamp, etc.) | | | | | | | | | |
| Add/Less: Adjustments (e.g., cancelled/staled checks) | | | | | | | | | |
| Balance of Disbursement Authorities as at date | | 3,000,000.00 | | | | | | 3,000,000.00 | |

Certified Correct:

ARNOLD T. EBREO
Chief, Accounting Section

Approved By: _____
ANNE Q. BARES, DVM
Regional Executive Director


MONTHLY REPORT OF DISBURSEMENTS
For the month of September 2023

Department: DEPARTMENT OF AGRICULTURE
Agency/Entity: OSEC
Operating Unit: RFO 1
Organization Code: 05-001-03-00001
Fund Cluster: 07 - Trust Receipts

| Particulars | Current Year Budget | | | | | Prior Year's Budget | | | | | | | | | | SUB- TOTAL | Trust Liabilities | | | | Grand Total | | | | | Remarks | |
|--|---------------------|------|-------|----|-------|-------------------------------|------|-------|----|---------------------------------|----|------|-------|----|-------|------------|-------------------|------|-----------|-------|-------------|------|-----------|----|-------|-----------|-----------|
| | PS | MOOE | FinEx | CO | TOTAL | Prior Years' Accounts Payable | | | | Current Year's Accounts Payable | | | | | TOTAL | | PS | MOOE | CO | TOTAL | PS | MOOE | FinEx | CO | TOTAL | | |
| | | | | | | PS | MOOE | FinEx | CO | Sub-Total | PS | MOOE | FinEx | CO | | | | | | | | | | | | | Sub-Total |
| 1 | 2 | 3 | 4 | 5 | 6 | 7 | 8 | 9 | 10 | 11 | 12 | 13 | 14 | 15 | 16 | 17 | 18 | 19 | 20 | 21 | 22 | 23 | 24 | 25 | 26 | 27 | 28 |
| CASH DISBURSEMENTS | | | | | | | | | | | | | | | | | | | | | | | | | | | |
| Notice of Cash Allocation (NCA) | - | - | - | - | - | - | - | - | - | - | - | - | - | - | - | - | - | - | 75,813.20 | - | 75,813.20 | - | 75,813.20 | - | - | 75,813.20 | |
| MDS Check Issued | - | - | - | - | - | - | - | - | - | - | - | - | - | - | - | - | - | - | 75,813.20 | - | 75,813.20 | - | 75,813.20 | - | - | 75,813.20 | |
| Advice to Debit Account | - | - | - | - | - | - | - | - | - | - | - | - | - | - | - | - | - | - | - | - | - | - | - | - | - | - | |
| Notice of Transfer Allocations (NTA) | - | - | - | - | - | - | - | - | - | - | - | - | - | - | - | - | - | - | - | - | - | - | - | - | - | - | |
| MDS Check Issued | - | - | - | - | - | - | - | - | - | - | - | - | - | - | - | - | - | - | - | - | - | - | - | - | - | - | |
| Advice to Debit Account | - | - | - | - | - | - | - | - | - | - | - | - | - | - | - | - | - | - | - | - | - | - | - | - | - | - | |
| Working Fund For FAPs | - | - | - | - | - | - | - | - | - | - | - | - | - | - | - | - | - | - | - | - | - | - | - | - | - | - | |
| Cash Disbursement Ceiling (CDC) | - | - | - | - | - | - | - | - | - | - | - | - | - | - | - | - | - | - | - | - | - | - | - | - | - | - | |
| TOTAL CASH DISBURSEMENTS | - | - | - | - | - | - | - | - | - | - | - | - | - | - | - | - | - | - | 75,813.20 | - | 75,813.20 | - | 75,813.20 | - | - | 75,813.20 | |
| NON-CASH DISBURSEMENTS | | | | | | | | | | | | | | | | | | | | | | | | | | | |
| Tax Remittance Advices Issued (TRA) | - | - | - | - | - | - | - | - | - | - | - | - | - | - | - | - | - | - | - | - | - | - | - | - | - | - | |
| Non-Cash Availment Authority (NCAA) | - | - | - | - | - | - | - | - | - | - | - | - | - | - | - | - | - | - | - | - | - | - | - | - | - | - | |
| Disbursements effected through outright deductions from claims | - | - | - | - | - | - | - | - | - | - | - | - | - | - | - | - | - | - | - | - | - | - | - | - | - | - | |
| Overpayment of expenses | - | - | - | - | - | - | - | - | - | - | - | - | - | - | - | - | - | - | - | - | - | - | - | - | - | - | |
| Restitution for loss of government property | - | - | - | - | - | - | - | - | - | - | - | - | - | - | - | - | - | - | - | - | - | - | - | - | - | - | |
| Liquidated damages and similar claims | - | - | - | - | - | - | - | - | - | - | - | - | - | - | - | - | - | - | - | - | - | - | - | - | - | - | |
| Others (TEF, BTr Documentary Stamp Tax, etc.) | - | - | - | - | - | - | - | - | - | - | - | - | - | - | - | - | - | - | - | - | - | - | - | - | - | - | |
| TOTAL NON-CASH DISBURSEMENTS | - | - | - | - | - | - | - | - | - | - | - | - | - | - | - | - | - | - | - | - | - | - | - | - | - | - | |
| GRAND TOTAL | - | - | - | - | - | - | - | - | - | - | - | - | - | - | - | - | - | - | 75,813.20 | - | 75,813.20 | - | 75,813.20 | - | - | 75,813.20 | |

| SUMMARY: | Previous Report | This month | As at Date | Previous Report | This month | As at Date |
|--|-----------------|-------------|--------------|-----------------|-------------|--------------|
| Total Disbursement Authorities Received | 6,123,400.00 | - | 6,123,400.00 | 6,123,400.00 | - | 6,123,400.00 |
| NCA | 3,123,400.00 | - | 3,123,400.00 | 3,123,400.00 | - | 3,123,400.00 |
| NTA | 3,000,000.00 | - | 3,000,000.00 | 1,565,310.80 | 75,813.20 | 1,641,124.00 |
| Working Fund | - | - | - | - | - | - |
| TRA | - | - | - | - | - | - |
| CDC | - | - | - | - | - | - |
| NCAA | - | - | - | - | - | - |
| Less: Notice of Transfer of Allocations (NTA) issued | - | - | - | - | - | - |
| Total Disbursement Authorities Available | 6,123,400.00 | - | 6,123,400.00 | 4,558,089.20 | (75,813.20) | 4,482,276.00 |
| Less: | | | | | | |
| Lapsed NCA | - | - | - | - | - | - |
| Disbursements | 1,565,310.80 | 75,813.20 | 1,641,124.00 | 1,565,310.80 | 75,813.20 | 1,641,124.00 |
| Less: Other Non-Cash Disbursements | | | | | | |
| Disbursements effected through outright deductions from claims | - | - | - | - | - | - |
| Overpayment of expenses | - | - | - | - | - | - |
| Restitution for loss of government property | - | - | - | - | - | - |
| Liquidated damages and similar claims | - | - | - | - | - | - |
| Others (e.g., TEF, BTr Docs Stamp, etc.) | - | - | - | - | - | - |
| Add/Less: Adjustments (e.g., cancelled/staled checks) | | | | | | |
| Balance of Disbursement Authorities as at date | 4,558,089.20 | (75,813.20) | 4,482,276.00 | 4,558,089.20 | (75,813.20) | 4,482,276.00 |

Certified Correct:


ARNOLD T. EBREO
Chief, Accounting Section

Approved By:


ANNE Q. BARES, DVM
Regional Executive Director