


MONTHLY REPORT OF DISBURSEMENTS
For the month of July 2023

Department: DEPARTMENT OF AGRICULTURE
Agency/Entity: OSEC
Operating Unit: RFO 1
Organization Code: 05-001-03-00001
Fund Cluster: 01 - Regular Agency Fund

Particulars	Current Year Budget					Prior Year's Budget											Trust Liabilities				Grand Total					Remarks	
	PS	MOOE	FinEx	CO	TOTAL	Prior Years' Accounts Payable					Current Year's Accounts Payable					SUB-TOTAL	PS	MOOE	CO	TOTAL	PS	MOOE	FinEx	CO	TOTAL		
						PS	MOOE	FinEx	CO	Sub-Total	PS	MOOE	FinEx	CO	Sub-Total												TOTAL
1	2	3	4	5	6	7	8	9	10	11	12	13	14	15	16	17	18	19	20	21	22	23	24	25	26	27	28
CASH DISBURSEMENTS																											
Notice of Cash Allocation (NCA)	7,937,003.97	212,459,948.51	-	47,633,410.20	268,030,362.68	-	18,639,860.56	-	20,368,830.25	39,008,690.81	-	4,755,104.17	-	31,275,991.10	36,031,095.27	75,039,786.08	343,070,148.76	-	-	-	-	7,937,003.97	235,854,913.24	-	99,278,231.55	343,070,148.76	
MDS Check Issued	1,088,499.32	41,841,173.03	-	-	42,929,672.35	-	5,500,000.00	-	-	5,500,000.00	-	894,179.78	-	30,948,494.94	31,842,674.72	37,342,674.72	80,272,347.07	-	-	-	-	1,088,499.32	48,235,352.81	-	30,948,494.94	80,272,347.07	
Advice to Debit Account	6,848,504.65	170,618,775.48	-	47,633,410.20	225,100,690.33	-	13,139,860.56	-	20,368,830.25	33,508,690.81	-	3,860,924.39	-	327,496.16	4,188,420.55	37,697,111.36	262,797,901.69	-	-	-	-	6,848,504.65	187,619,560.43	-	68,329,736.81	262,797,901.69	
Notice of Transfer Allocations (NTA)	-	-	-	-	-	-	-	-	-	-	-	-	-	-	-	-	-	-	-	-	-	-	-	-	-	-	
MDS Check Issued	-	-	-	-	-	-	-	-	-	-	-	-	-	-	-	-	-	-	-	-	-	-	-	-	-	-	
Advice to Debit Account	-	-	-	-	-	-	-	-	-	-	-	-	-	-	-	-	-	-	-	-	-	-	-	-	-	-	
Working Fund For FAPs	-	-	-	-	-	-	-	-	-	-	-	-	-	-	-	-	-	-	-	-	-	-	-	-	-	-	
Cash Disbursement Ceiling (CDC)	-	-	-	-	-	-	-	-	-	-	-	-	-	-	-	-	-	-	-	-	-	-	-	-	-	-	
TOTAL CASH DISBURSEMENTS	7,937,003.97	212,459,948.51	-	47,633,410.20	268,030,362.68	-	18,639,860.56	-	20,368,830.25	39,008,690.81	-	4,755,104.17	-	31,275,991.10	36,031,095.27	75,039,786.08	343,070,148.76	-	-	-	-	7,937,003.97	235,854,913.24	-	99,278,231.55	343,070,148.76	
NON-CASH DISBURSEMENTS																											
Tax Remittance Advices Issued (TRA)	870,028.25	2,418,204.15	-	2,334,845.41	5,623,077.81	-	421,324.68	-	1,039,191.12	1,460,515.80	-	93,602.55	-	78,040.03	171,642.58	1,632,158.38	7,255,236.19	-	-	-	-	870,028.25	2,933,131.38	-	3,452,076.56	7,255,236.19	
Non-Cash Availment Authority (NCAA)	-	-	-	-	-	-	-	-	-	-	-	-	-	-	-	-	-	-	-	-	-	-	-	-	-	-	
Disbursements effected through outright deductions from claims	-	-	-	-	-	-	-	-	-	-	-	-	-	-	-	-	-	-	-	-	-	-	-	-	-	-	
Overpayment of expenses	-	-	-	-	-	-	-	-	-	-	-	-	-	-	-	-	-	-	-	-	-	-	-	-	-	-	
Restitution for loss of government property	-	-	-	-	-	-	-	-	-	-	-	-	-	-	-	-	-	-	-	-	-	-	-	-	-	-	
Liquidated damages and similar claims	-	-	-	-	-	-	-	-	-	-	-	-	-	-	-	-	-	-	-	-	-	-	-	-	-	-	
Others (TEF, BTr Documentary Stamp Tax, etc.)	-	-	-	-	-	-	-	-	-	-	-	-	-	-	-	-	-	-	-	-	-	-	-	-	-	-	
TOTAL NON-CASH DISBURSEMENTS	870,028.25	2,418,204.15	-	2,334,845.41	5,623,077.81	-	421,324.68	-	1,039,191.12	1,460,515.80	-	93,602.55	-	78,040.03	171,642.58	1,632,158.38	7,255,236.19	-	-	-	-	870,028.25	2,933,131.38	-	3,452,076.56	7,255,236.19	
GRAND TOTAL	8,807,032.22	214,878,152.66	-	49,968,255.61	273,653,440.49	-	19,061,185.24	-	21,408,021.37	40,469,206.61	-	4,848,706.72	-	31,354,031.13	36,202,737.85	76,671,944.46	350,325,384.95	-	-	-	-	8,807,032.22	238,788,044.62	-	102,730,308.11	350,325,384.95	

SUMMARY:	Previous Report	This month	As at Date	Previous Report	This month	As at Date
Total Disbursement Authorities Received	2,177,551,006.57	350,370,236.19	2,527,921,242.76	Total Disbursements Program	2,177,551,006.57	350,370,236.19
NCA	1,960,479,113.00	343,115,000.00	2,303,594,113.00	Less: Actual Disbursements	2,177,551,006.57	350,325,384.95
NTA	193,362,798.00	-	193,362,798.00	(Over)/Under spending	-	44,851.24
Working Fund	-	-	-			
TRA	23,709,095.57	7,255,236.19	30,964,331.76			
CDC	-	-	-			
NCAA	-	-	-			
Less: Notice of Transfer of Allocations (NTA) issued						
Total Disbursement Authorities Available	<u>2,177,551,006.57</u>	<u>350,370,236.19</u>	<u>2,527,921,242.76</u>			
Less:						
Lapsed NCA Disbursements	2,177,551,006.57	350,325,384.95	2,527,876,391.52			
Less: Other Non-Cash Disbursements						
Disbursements effected through outright deductions from claims	-	-	-			
Overpayment of expenses	-	-	-			
Restitution for loss of government property	-	-	-			
Liquidated damages and similar claims	-	-	-			
Others (e.g., TEF, BTr Docs Stamp, etc.)	-	-	-			
Add/less: Adjustments (e.g., cancelled/staled checks)						
Balance of Disbursement Authorities as at date	<u>-</u>	<u>44,851.24</u>	<u>44,851.24</u>			

Certified Correct:


ARNOLD T. EBREO
Chief, Accounting Section

Approved By:



ANNIE Q. BARES, DMM
Regional Executive Director


MONTHLY REPORT OF DISBURSEMENTS
For the month of July 2023

Department: DEPARTMENT OF AGRICULTURE
Agency/Entity: OSEC
Operating Unit: RFO 1
Organization Code: 05-001-03-00001
Fund Cluster: : 02 - Foreign Assisted Projects Fund

Particulars	Current Year Budget					Prior Year's Budget										Trust Liabilities					Grand Total					Remarks		
	PS	MOOE	FinEx	CO	TOTAL	Prior Years' Accounts Payable					Current Year's Accounts Payable					SUB-TOTAL	PS	MOOE	CO	TOTAL	PS	MOOE	FinEx	CO	TOTAL			
						PS	MOOE	FinEx	CO	Sub-Total	PS	MOOE	FinEx	CO	Sub-Total												TOTAL	
1	2	3	4	5	6	7	8	9	10	11	12	13	14	15	16	17	18	19	20	21	22	23	24	25	26	27	28	
NO TRANSACTION																												
CASH DISBURSEMENTS																												
Notice of Cash Allocation (NCA)																												
MDS Check Issued																												
Advice to Debit Account																												
Notice of Transfer Allocations (NTA)																												
MDS Check Issued																												
Advice to Debit Account																												
Working Fund For FAPs																												
Cash Disbursement Ceiling (CDC)																												
TOTAL CASH DISBURSEMENTS																												
NON-CASH DISBURSEMENTS																												
Tax Remittance Advices Issued (TRA)																												
Non-Cash Availment Authority (NCAA)																												
Disbursements effected through outright deductions from claims																												
Overpayment of expenses																												
Restitution for loss of government property																												
Liquidated damages and similar claims																												
Others (TEF, BTr Documentary Stamp Tax, etc.)																												
TOTAL NON-CASH DISBURSEMENTS																												
GRAND TOTAL																												

SUMMARY:	Previous Report	This month	As at Date	Total Disbursements Program Less: Actual Disbursements (Over)/Under spending	Previous Report	This month	As at Date
	Total Disbursement Authorities Received						
NCA							
NTA							
Working Fund							
TRA							
CDC							
NCAA							
Less: Notice of Transfer of Allocations (NTA) issued							
Total Disbursement Authorities Available							
Less:							
Lapsed NCA Disbursements							
Less: Other Non-Cash Disbursements							
Disbursements effected through outright deductions from claims							
Overpayment of expenses							
Restitution for loss of government property							
Liquidated damages and similar claims							
Others (e.g., TEF, BTr Docs Stamp, etc.)							
Add/Less: Adjustments (e.g., cancelled/staled checks)							
Balance of Disbursement Authorities as at date							
Certified Correct:							


ARNOLD T. EBREO
Chief, Accounting Section

Approved By:

ANNIE Q. BARES, DVM
Regional Executive Director


MONTHLY REPORT OF DISBURSEMENTS
For the month of July 2023

Department: DEPARTMENT OF AGRICULTURE
Agency/Entity: OSEC
Operating Unit: RFO 1
Organization Code: 05-001-03-00001
Fund Cluster: 07 - Trust Receipts

Particulars	Current Year Budget					Prior Year's Budget										SUB-TOTAL	Trust Liabilities				Grand Total					Remarks	
	PS	MOOE	FinEx	CO	TOTAL	Prior Years' Accounts Payable					Current Year's Accounts Payable						TOTAL	PS	MOOE	CO	TOTAL	PS	MOOE	FinEx	CO		TOTAL
						PS	MOOE	FinEx	CO	Sub-Total	PS	MOOE	FinEx	CO	Sub-Total												
1	2	3	4	5	6	7	8	9	10	11	12	13	14	15	16	17	18	19	20	21	22	23	24	25	26	27	28
CASH DISBURSEMENTS																											
Notice of Cash Allocation (NCA)	-	-	-	-	-	-	-	-	-	-	-	-	-	-	-	-	-	-	40,859.96	-	40,859.96	-	40,859.96	-	-	40,859.96	
MDS Check Issued	-	-	-	-	-	-	-	-	-	-	-	-	-	-	-	-	-	-	40,859.96	-	40,859.96	-	40,859.96	-	-	40,859.96	
Advice to Debit Account	-	-	-	-	-	-	-	-	-	-	-	-	-	-	-	-	-	-	-	-	-	-	-	-	-	-	
Notice of Transfer Allocations (NTA)	-	-	-	-	-	-	-	-	-	-	-	-	-	-	-	-	-	-	-	-	-	-	-	-	-	-	
MDS Check Issued	-	-	-	-	-	-	-	-	-	-	-	-	-	-	-	-	-	-	-	-	-	-	-	-	-	-	
Advice to Debit Account	-	-	-	-	-	-	-	-	-	-	-	-	-	-	-	-	-	-	-	-	-	-	-	-	-	-	
Working Fund For FAPs	-	-	-	-	-	-	-	-	-	-	-	-	-	-	-	-	-	-	-	-	-	-	-	-	-	-	
Cash Disbursement Ceiling (CDC)	-	-	-	-	-	-	-	-	-	-	-	-	-	-	-	-	-	-	-	-	-	-	-	-	-	-	
TOTAL CASH DISBURSEMENTS	-	-	-	-	-	-	-	-	-	-	-	-	-	-	-	-	-	-	40,859.96	-	40,859.96	-	40,859.96	-	-	40,859.96	
NON-CASH DISBURSEMENTS																											
Tax Remittance Advices Issued (TRA)	-	-	-	-	-	-	-	-	-	-	-	-	-	-	-	-	-	-	-	-	-	-	-	-	-	-	
Non-Cash Availment Authority (NCAA)	-	-	-	-	-	-	-	-	-	-	-	-	-	-	-	-	-	-	-	-	-	-	-	-	-	-	
Disbursements effected through outright deductions from claims	-	-	-	-	-	-	-	-	-	-	-	-	-	-	-	-	-	-	-	-	-	-	-	-	-	-	
Overpayment of expenses	-	-	-	-	-	-	-	-	-	-	-	-	-	-	-	-	-	-	-	-	-	-	-	-	-	-	
Restitution for loss of government property	-	-	-	-	-	-	-	-	-	-	-	-	-	-	-	-	-	-	-	-	-	-	-	-	-	-	
Liquidated damages and similar claims	-	-	-	-	-	-	-	-	-	-	-	-	-	-	-	-	-	-	-	-	-	-	-	-	-	-	
Others (TEF, BTr Documentary Stamp Tax, etc.)	-	-	-	-	-	-	-	-	-	-	-	-	-	-	-	-	-	-	-	-	-	-	-	-	-	-	
TOTAL NON-CASH DISBURSEMENTS	-	-	-	-	-	-	-	-	-	-	-	-	-	-	-	-	-	-	-	-	-	-	-	-	-	-	
GRAND TOTAL	-	-	-	-	-	-	-	-	-	-	-	-	-	-	-	-	-	-	40,859.96	-	40,859.96	-	40,859.96	-	-	40,859.96	

SUMMARY:	Previous Report			This month			As at Date			Previous Report			This month			As at Date		
Total Disbursement Authorities Received		3,123,400.00						3,123,400.00					3,123,400.00					3,123,400.00
NCA		3,123,400.00						3,123,400.00					3,123,400.00					3,123,400.00
NTA		-						-					-					-
Working Fund		-						-					-					-
TRA		-						-					-					-
CDC		-						-					-					-
NCAA		-						-					-					-
Less: Notice of Transfer of Allocations (NTA) issued																		
Total Disbursement Authorities Available		3,123,400.00						3,123,400.00					3,123,400.00					3,123,400.00
Less:																		
Lapsed NCA																		
Disbursements		1,481,400.00						1,522,259.96					1,481,400.00					1,522,259.96
Less: Other Non-Cash Disbursements																		
Disbursements effected through outright deductions from claims																		
Overpayment of expenses																		
Restitution for loss of government property																		
Liquidated damages and similar claims																		
Others (e.g., TEF, BTr Docs Stamp, etc.)																		
Add/Less: Adjustments (e.g., cancelled/staled checks)																		
Balance of Disbursement Authorities as at date		1,642,000.00						1,601,140.04					1,642,000.00					1,601,140.04

Certified Correct:


ARNOLD T. EBREO
Chief, Accounting Section

Approved By:


ANNIE Q. BARES, DVM
Regional Executive Director


MONTHLY REPORT OF DISBURSEMENTS
For the month of July 2023

Department: DEPARTMENT OF AGRICULTURE
Agency/Entity: OSEC
Operating Unit: RFO 1
Organization Code: 05-001-03-00001
Fund Cluster: 07 (Coconut Farmers and Industry Trust Fund)

Particulars	Current Year Budget					Prior Year's Budget										Trust Liabilities					Grand Total	Remarks					
	PS	MOOE	FinEx	CO	TOTAL	Prior Years' Accounts Payable					Current Year's Accounts Payable					SUB-TOTAL	PS	MOOE	CO	TOTAL							
						PS	MOOE	FinEx	CO	Sub-Total	PS	MOOE	FinEx	CO	Sub-Total								TOTAL				
CASH DISBURSEMENTS	2	3	4	5	6	7	8	9	10	11	12	13	14	15	16	17	18	19	20	21	22	23	24	25	26	27	28
Notice of Cash Allocation (NCA)	-	-	-	-	-	-	-	-	-	-	-	-	-	-	-	-	-	-	-	-	-	-	-	-	-	-	-
MDS Check Issued	-	-	-	-	-	-	-	-	-	-	-	-	-	-	-	-	-	-	-	-	-	-	-	-	-	-	-
Advice to Debit Account	-	-	-	-	-	-	-	-	-	-	-	-	-	-	-	-	-	-	-	-	-	-	-	-	-	-	-
Notice of Transfer Allocations (NTA)	-	-	-	-	-	-	-	-	-	-	-	-	-	-	-	-	-	-	-	-	-	-	-	-	-	-	-
MDS Check Issued	-	-	-	-	-	-	-	-	-	-	-	-	-	-	-	-	-	-	-	-	-	-	-	-	-	-	-
Advice to Debit Account	-	-	-	-	-	-	-	-	-	-	-	-	-	-	-	-	-	-	-	-	-	-	-	-	-	-	-
Working Fund For FAPs	-	-	-	-	-	-	-	-	-	-	-	-	-	-	-	-	-	-	-	-	-	-	-	-	-	-	-
Cash Disbursement Ceiling (CDC)	-	-	-	-	-	-	-	-	-	-	-	-	-	-	-	-	-	-	-	-	-	-	-	-	-	-	-
TOTAL CASH DISBURSEMENTS	-	-	-	-	-	-	-	-	-	-	-	-	-	-	-	-	-	-	-	-	-	-	-	-	-	-	-
NON-CASH DISBURSEMENTS	-	-	-	-	-	-	-	-	-	-	-	-	-	-	-	-	-	-	-	-	-	-	-	-	-	-	-
Tax Remittance Advices Issued (TRA)	-	-	-	-	-	-	-	-	-	-	-	-	-	-	-	-	-	-	-	-	-	-	-	-	-	-	-
Non-Cash Availment Authority (NCAA)	-	-	-	-	-	-	-	-	-	-	-	-	-	-	-	-	-	-	-	-	-	-	-	-	-	-	-
Disbursements effected through outright deductions from claims	-	-	-	-	-	-	-	-	-	-	-	-	-	-	-	-	-	-	-	-	-	-	-	-	-	-	-
Overpayment of expenses	-	-	-	-	-	-	-	-	-	-	-	-	-	-	-	-	-	-	-	-	-	-	-	-	-	-	-
Restitution for loss of government property	-	-	-	-	-	-	-	-	-	-	-	-	-	-	-	-	-	-	-	-	-	-	-	-	-	-	-
Liquidated damages and similar claims	-	-	-	-	-	-	-	-	-	-	-	-	-	-	-	-	-	-	-	-	-	-	-	-	-	-	-
Others (TEF, BTr Documentary Stamp Tax, etc.)	-	-	-	-	-	-	-	-	-	-	-	-	-	-	-	-	-	-	-	-	-	-	-	-	-	-	-
TOTAL NON-CASH DISBURSEMENTS	-	-	-	-	-	-	-	-	-	-	-	-	-	-	-	-	-	-	-	-	-	-	-	-	-	-	-
GRAND TOTAL	-	-	-	-	-	-	-	-	-	-	-	-	-	-	-	-	-	-	-	-	-	-	-	-	-	-	-

SUMMARY:	Previous Report			This month			As at Date			Previous Report			This month			As at Date												
	PS	MOOE	FinEx	CO	Sub-Total	TOTAL	PS	MOOE	FinEx	CO	Sub-Total	TOTAL	PS	MOOE	FinEx	CO	Sub-Total	TOTAL										
Total Disbursement Authorities Received																												
NCA		3,000,000.00										3,000,000.00																
NTA																												
Working Fund		3,000,000.00										3,000,000.00																
TRA																												
CDC																												
NCAA																												
Less: Notice of Transfer of Allocations (NTA) issued																												
Total Disbursement Authorities Available		3,000,000.00																										
Less:																												
Lapsed NCA Disbursements																												
Less: Other Non-Cash Disbursements																												
Disbursements effected through outright deductions from claims																												
Overpayment of expenses																												
Restitution for loss of government property																												
Liquidated damages and similar claims																												
Others (e.g., TEF, BTr Docs Stamp, etc.)																												
Add: Less: Adjustments (e.g., cancelled/staled checks)																												
Balance of Disbursement Authorities as at date		3,000,000.00																										

Certified Correct:


ARNOLD T. EBREO
Chief, Accounting Section

Approved By:


ANNE Q. BARES, DVM
Regional Executive Director

MONTHLY REPORT OF DISBURSEMENTS
For the month of July 2023

Department: DEPARTMENT OF AGRICULTURE
Agency/Entity: OSEC
Operating Unit: RFO 1
Organization Code: 05-001-03-00001
Fund Cluster: 07 - Trust Receipts

Particulars	Current Year Budget					Prior Year's Budget											SUB-TOTAL	Trust Liabilities				Grand Total					Remarks
	PS	MOOE	FinEx	CO	TOTAL	Prior Years' Accounts Payable					Current Year's Accounts Payable							PS	MOOE	CO	TOTAL	PS	MOOE	FinEx	CO	TOTAL	
						PS	MOOE	FinEx	CO	Sub-Total	PS	MOOE	FinEx	CO	Sub-Total	TOTAL											
1	2	3	4	5	6	7	8	9	10	11	12	13	14	15	16	17	18	19	20	21	22	23	24	25	26	27	28
CASH DISBURSEMENTS																											
Notice of Cash Allocation (NCA)	-	-	-	-	-	-	-	-	-	-	-	-	-	-	-	-	-	-	40,859.96	-	40,859.96	-	-	-	-	-	-
MDS Check Issued	-	-	-	-	-	-	-	-	-	-	-	-	-	-	-	-	-	-	40,859.96	-	40,859.96	-	-	-	-	-	-
Advice to Debit Account	-	-	-	-	-	-	-	-	-	-	-	-	-	-	-	-	-	-	-	-	-	-	-	-	-	-	-
Notice of Transfer Allocations (NTA)	-	-	-	-	-	-	-	-	-	-	-	-	-	-	-	-	-	-	-	-	-	-	-	-	-	-	-
MDS Check Issued	-	-	-	-	-	-	-	-	-	-	-	-	-	-	-	-	-	-	-	-	-	-	-	-	-	-	-
Advice to Debit Account	-	-	-	-	-	-	-	-	-	-	-	-	-	-	-	-	-	-	-	-	-	-	-	-	-	-	-
Working Fund For FAPs	-	-	-	-	-	-	-	-	-	-	-	-	-	-	-	-	-	-	-	-	-	-	-	-	-	-	-
Cash Disbursement Ceiling (CDC)	-	-	-	-	-	-	-	-	-	-	-	-	-	-	-	-	-	-	-	-	-	-	-	-	-	-	-
TOTAL CASH DISBURSEMENTS	-	-	-	-	-	-	-	-	-	-	-	-	-	-	-	-	-	-	40,859.96	-	40,859.96	-	-	-	-	-	-
NON-CASH DISBURSEMENTS																											
Tax Remittance Advices Issued (TRA)	-	-	-	-	-	-	-	-	-	-	-	-	-	-	-	-	-	-	-	-	-	-	-	-	-	-	-
Non-Cash Availment Authority (NCAA)	-	-	-	-	-	-	-	-	-	-	-	-	-	-	-	-	-	-	-	-	-	-	-	-	-	-	-
Disbursements effected through outright deductions from claims	-	-	-	-	-	-	-	-	-	-	-	-	-	-	-	-	-	-	-	-	-	-	-	-	-	-	-
Overpayment of expenses	-	-	-	-	-	-	-	-	-	-	-	-	-	-	-	-	-	-	-	-	-	-	-	-	-	-	-
Restitution for loss of government property	-	-	-	-	-	-	-	-	-	-	-	-	-	-	-	-	-	-	-	-	-	-	-	-	-	-	-
Liquidated damages and similar claims	-	-	-	-	-	-	-	-	-	-	-	-	-	-	-	-	-	-	-	-	-	-	-	-	-	-	-
Others (TEF, BTr Documentary Stamp Tax, etc.)	-	-	-	-	-	-	-	-	-	-	-	-	-	-	-	-	-	-	-	-	-	-	-	-	-	-	-
TOTAL NON-CASH DISBURSEMENTS	-	-	-	-	-	-	-	-	-	-	-	-	-	-	-	-	-	-	-	-	-	-	-	-	-	-	-
GRAND TOTAL	-	-	-	-	-	-	-	-	-	-	-	-	-	-	-	-	-	-	40,859.96	-	40,859.96	-	-	-	-	-	-

SUMMARY:	Previous Report			This month			As at Date		
	PS	MOOE	FinEx	PS	MOOE	FinEx	PS	MOOE	FinEx
Total Disbursement Authorities Received									
NCA	6,123,400.00	-	-	-	-	-	6,123,400.00	-	-
NTA	3,123,400.00	-	-	-	-	-	3,123,400.00	-	-
Working Fund	3,000,000.00	-	-	-	-	-	3,000,000.00	-	-
TRA	-	-	-	-	-	-	-	-	-
CDC	-	-	-	-	-	-	-	-	-
NCAA	-	-	-	-	-	-	-	-	-
Less: Notice of Transfer of Allocations (NTA) issued									
Total Disbursement Authorities Available	6,123,400.00	-	-	-	-	-	6,123,400.00	-	-
Less:									
Lapsed NCA	-	-	-	-	-	-	-	-	-
Disbursements	1,481,400.00	40,859.96	-	40,859.96	-	-	1,522,259.96	-	-
Less: Other Non-Cash Disbursements									
Disbursements effected through outright deductions from claims	-	-	-	-	-	-	-	-	-
Overpayment of expenses	-	-	-	-	-	-	-	-	-
Restitution for loss of government property	-	-	-	-	-	-	-	-	-
Liquidated damages and similar claims	-	-	-	-	-	-	-	-	-
Others (e.g., TEF, BTr Docs Stamp, etc.)	-	-	-	-	-	-	-	-	-
Add/Less: Adjustments (e.g., cancelled/staled checks)									
Balance of Disbursement Authorities as at date	4,642,000.00	(40,859.96)	-	4,601,140.04	-	-	4,601,140.04	-	-

Certified Correct:


ARNOLD T. EBREO
Chief, Accounting Section

Approved By:


ANNIE Q. BARES, DVM
Regional Executive Director