


MONTHLY REPORT OF DISBURSEMENTS
For the month of December 2023


Department: DEPARTMENT OF AGRICULTURE
 Agency/Entity: OSEC
 Operating Unit: RFO 1
 Organization Code: 05-001-03-00001
 Fund Cluster: 02 - Foreign Assisted Projects Fund

Particulars	Current Year Budget						Prior Year's Budget						Grand Total						Remarks						
	Current Year Budget		Prior Year's Budget		Grand Total		Current Year's Accounts Payable		Prior Year's Accounts Payable		Grand Total		Current Year's Accounts Payable		Prior Year's Accounts Payable		Grand Total								
	PS	MOOE	FinEx	CO	TOTAL	PS	MOOE	FinEx	CO	TOTAL	PS	MOOE	FinEx	CO	TOTAL	PS	MOOE	FinEx		CO	TOTAL				
CASH DISBURSEMENTS																									
Notice of Cash Allocation (NCA)																									
MDS Check Issued																									
Advice to Debt Account																									
Notice of Transfer Allocations (NTA)																									
MDS Check Issued																									
Advice to Debt Account																									
Working Fund For PAs																									
Cash Disbursement Ceiling (CDC)																									
TOTAL CASH DISBURSEMENTS																									
NON-CASH DISBURSEMENTS																									
Tax Refund/Advance Issued (TRA)																									
Non-Cash Availment Authority (NCAA)																									
Disbursements effected through outright deductions from claims																									
Overpayment of expenses																									
Restitution for loss of government property																									
Liquidated damages and similar claims																									
Others (e.g. TEF, BT, Docs Stamp, etc.)																									
Addl. ass: Adjustments (e.g. cancelled/stale checks)																									
Balance of Disbursement Authorities as at date																									
GRAND TOTAL																									

NO TRANSACTION

Previous Report This month As at Date
 Total Disbursements Program - - -
 Less: Actual Disbursements - - -
 (Over)/Under spending - - -

Approved By: 
 ANNIE Q. BARES, DVM
 Regional Executive Director

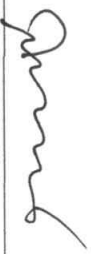
Certified Correct:

 ARNOLD T. EBREO
 Chief, Accounting Section


MONTHLY REPORT OF DISBURSEMENTS
For the month of December 2023

Department: DEPARTMENT OF AGRICULTURE
Agency/Entity: OSEC
Operating Unit: RFO 1
Organization Code: 05-001-03-00001
Fund Cluster: 07 (Coconut Farmers and Industry Trust Fund)

Particulars	Current Year Budget					Prior Year's Accounts Payable					Prior Year's Budget					Grand Total					Remarks					
	PS	MOOE	FINEX	CO	TOTAL	PS	MOOE	FINEX	CO	Sub-Total	PS	MOOE	FINEX	CO	Sub-Total	TOTAL	SUB-TOTAL	PS	MOOE	FINEX		CO	TOTAL			
CASH DISBURSEMENTS																										
Notice of Cash Allocation (NCA)	-	-	-	-	-	-	-	-	-	-	-	-	-	-	-	-	-	-	-	-	-	-	-	-	-	-
MDS Check Issued	-	-	-	-	-	-	-	-	-	-	-	-	-	-	-	-	-	-	-	-	-	-	-	-	-	-
Advice to Debit Account	-	-	-	-	-	-	-	-	-	-	-	-	-	-	-	-	-	-	-	-	-	-	-	-	-	-
Notice of Transfer Allocations (NTA)	-	-	-	-	-	-	-	-	-	-	-	-	-	-	-	-	-	-	-	-	-	-	-	-	-	-
MDS Check Issued	-	-	-	-	-	-	-	-	-	-	-	-	-	-	-	-	-	-	-	-	-	-	-	-	-	-
Advice to Debit Account	-	-	-	-	-	-	-	-	-	-	-	-	-	-	-	-	-	-	-	-	-	-	-	-	-	-
Working Fund For FAPs	-	-	-	-	-	-	-	-	-	-	-	-	-	-	-	-	-	-	-	-	-	-	-	-	-	-
Cash Disbursement Ceiling (CDC)	-	-	-	-	-	-	-	-	-	-	-	-	-	-	-	-	-	-	-	-	-	-	-	-	-	-
TOTAL CASH DISBURSEMENTS	-	-	-	-	-	-	-	-	-	-	-	-	-	-	-	-	-	-	-	-	-	-	-	-	-	-
NON-CASH DISBURSEMENTS																										
Tax Remittance Advances Issued (TRA)	-	-	-	-	-	-	-	-	-	-	-	-	-	-	-	-	-	-	-	-	-	-	-	-	-	-
Non-Cash Availment Authority (NCAA)	-	-	-	-	-	-	-	-	-	-	-	-	-	-	-	-	-	-	-	-	-	-	-	-	-	-
Disbursements effected through outright deductions from claims	-	-	-	-	-	-	-	-	-	-	-	-	-	-	-	-	-	-	-	-	-	-	-	-	-	-
deductions from claims	-	-	-	-	-	-	-	-	-	-	-	-	-	-	-	-	-	-	-	-	-	-	-	-	-	-
Overpayment of expenses	-	-	-	-	-	-	-	-	-	-	-	-	-	-	-	-	-	-	-	-	-	-	-	-	-	-
Restitution for loss of government property	-	-	-	-	-	-	-	-	-	-	-	-	-	-	-	-	-	-	-	-	-	-	-	-	-	-
Liquidated damages and similar claims	-	-	-	-	-	-	-	-	-	-	-	-	-	-	-	-	-	-	-	-	-	-	-	-	-	-
Others (e.g., TEF, BIT, Docs Stamp, etc.)	-	-	-	-	-	-	-	-	-	-	-	-	-	-	-	-	-	-	-	-	-	-	-	-	-	-
Additional Adjustments (e.g., cancelled/staled checks)	-	-	-	-	-	-	-	-	-	-	-	-	-	-	-	-	-	-	-	-	-	-	-	-	-	-
Balance of Disbursement Authorities as at date	-	-	-	-	-	-	-	-	-	-	-	-	-	-	-	-	-	-	-	-	-	-	-	-	-	-
GRAND TOTAL	-	-	-	-	-	-	-	-	-	-	-	-	-	-	-	-	-	-	-	-	-	-	-	-	-	-



SUMMARY:	Previous Report					This month					As at Date															
	PS	MOOE	FINEX	CO	TOTAL	PS	MOOE	FINEX	CO	Sub-Total	PS	MOOE	FINEX	CO	Sub-Total	TOTAL	SUB-TOTAL	PS	MOOE	FINEX	CO	TOTAL				
Total Disbursement Authorities Received	-	-	-	-	-	-	-	-	-	-	-	-	-	-	-	-	-	-	-	-	-	-	-	-	-	-
NCA	-	-	-	-	-	-	-	-	-	-	-	-	-	-	-	-	-	-	-	-	-	-	-	-	-	-
NTA	-	-	-	-	-	-	-	-	-	-	-	-	-	-	-	-	-	-	-	-	-	-	-	-	-	-
Working Fund	-	-	-	-	-	-	-	-	-	-	-	-	-	-	-	-	-	-	-	-	-	-	-	-	-	-
TRA	-	-	-	-	-	-	-	-	-	-	-	-	-	-	-	-	-	-	-	-	-	-	-	-	-	-
CDC	-	-	-	-	-	-	-	-	-	-	-	-	-	-	-	-	-	-	-	-	-	-	-	-	-	-
NCAA	-	-	-	-	-	-	-	-	-	-	-	-	-	-	-	-	-	-	-	-	-	-	-	-	-	-
Less: Notice of Transfer of Allocations (NTA) issued	-	-	-	-	-	-	-	-	-	-	-	-	-	-	-	-	-	-	-	-	-	-	-	-	-	-
Total Disbursement Authorities Available	-	-	-	-	-	-	-	-	-	-	-	-	-	-	-	-	-	-	-	-	-	-	-	-	-	-
Less:	-	-	-	-	-	-	-	-	-	-	-	-	-	-	-	-	-	-	-	-	-	-	-	-	-	-
Lapsed NCA	-	-	-	-	-	-	-	-	-	-	-	-	-	-	-	-	-	-	-	-	-	-	-	-	-	-
Disbursements	-	-	-	-	-	-	-	-	-	-	-	-	-	-	-	-	-	-	-	-	-	-	-	-	-	-
Less: Other Non-Cash Disbursements	-	-	-	-	-	-	-	-	-	-	-	-	-	-	-	-	-	-	-	-	-	-	-	-	-	-
Disbursements effected through outright deductions from claims	-	-	-	-	-	-	-	-	-	-	-	-	-	-	-	-	-	-	-	-	-	-	-	-	-	-
Overpayment of expenses	-	-	-	-	-	-	-	-	-	-	-	-	-	-	-	-	-	-	-	-	-	-	-	-	-	-
Restitution for loss of government property	-	-	-	-	-	-	-	-	-	-	-	-	-	-	-	-	-	-	-	-	-	-	-	-	-	-
Liquidated damages and similar claims	-	-	-	-	-	-	-	-	-	-	-	-	-	-	-	-	-	-	-	-	-	-	-	-	-	-
Others (e.g., TEF, BIT, Docs Stamp, etc.)	-	-	-	-	-	-	-	-	-	-	-	-	-	-	-	-	-	-	-	-	-	-	-	-	-	-
Additional Adjustments (e.g., cancelled/staled checks)	-	-	-	-	-	-	-	-	-	-	-	-	-	-	-	-	-	-	-	-	-	-	-	-	-	-
Balance of Disbursement Authorities as at date	-	-	-	-	-	-	-	-	-	-	-	-	-	-	-	-	-	-	-	-	-	-	-	-	-	-
Certified Correct:																										

Approved By:

ARNOLD T. EBBERO
Chief, Accounting Section

Approved By:

ANNIE Q. BARES, DVM
Regional Executive Director

MONTHLY REPORT OF DISBURSEMENTS
For the month of December 2023



Department: DEPARTMENT OF AGRICULTURE
Agency/Entity: OSEC
Operating Unit: RFO 1
Organization Code: 05-001-03-00001
Fund Cluster: 07 - Trust Receipts

Particulars	Current Year Budget						Prior Year's Budget						Grand Total						Remarks
	Current Year Budget			Prior Year's Budget			Current Year Budget			Prior Year's Budget			Grand Total						
	PS	MOOE	FinEx	CO	TOTAL	PS	MOOE	FinEx	CO	TOTAL	PS	MOOE	FinEx	CO	TOTAL				
CASH DISBURSEMENTS																			
Notice of Cash Allocation (NCA)																			
MDS Check Issued																			
Advice to Debit Account																			
Notice of Transfer Allocations (NTA)																			
MDS Check Issued																			
Advice to Debit Account																			
Working Fund For PAFs																			
Cash Disbursement Ceiling (CDC)																			
TOTAL CASH DISBURSEMENTS																			
NON-CASH DISBURSEMENTS																			
Tax Remittance Advice Issued (TRA)																			
Non-Cash Availment Authority (NCAA)																			
Disbursements effected through outright deductions from claims																			
deductions from claims																			
Overpayment of expenses																			
Restitution for loss of government property																			
Liquidated damages and similar claims																			
Others (TEF, BT, Documentary Stamp Tax, etc.)																			
TOTAL NON-CASH DISBURSEMENTS																			
GRAND TOTAL																			
SUMMARY:																			
Total Disbursement Authorities Received																			
NCA																			
NTA																			
Working Fund																			
TRA																			
CDC																			
NCAA																			
Less: Notice of Transfer of Allocations (NTA) issued																			
Total Disbursement Authorities Available																			
Less:																			
Lapsed NCA																			
Disbursements																			
Less: Other Non-Cash Disbursements																			
Disbursements effected through outright deductions from claims																			
Overpayment of expenses																			
Restitution for loss of government property																			
Liquidated damages and similar claims																			
Others (e.g., TEF, BT, Docs Stamp, etc.)																			
Add: Less: Adjustments (e.g., cancelled/stale checks)																			
Balance of Disbursement Authorities as at date																			
Certified Correct:																			
<p align="right">  ARNOLD T. EBREO Chief, Accounting Section </p> <p align="right">  ANNIE Q. BARES, DVM Regional Executive Director </p>																			

MONTHLY REPORT OF DISBURSEMENTS

For the month of December 2023

Department: DEPARTMENT OF AGRICULTURE
Agency/Entity: OSEC
Operating Unit: RFO 1
Organization Code: 05-001-03-00001
Fund Cluster: 01 - Regular Agency Fund

Particulars	Current Year Budget											Prior Years' Accounts Payable							Current Year's Accounts Payable											Grand Total						
	PS		MOOE		FINEX		CO		TOTAL		PS		MOOE		FINEX		CO		TOTAL		PS		MOOE		FINEX		CO		TOTAL		REMARKS					
	1	2	3	4	5	6	7	8	9	10	11	12	13	14	15	16	17	18	19	20	21	22	23	24	25	26	27	28								
CASH DISBURSEMENTS																																				
Notice of Cash Allocation (NCA)	22,747,227.54	161,821,163.33	12,732,277.91	-	17,972,906.98	202,541,297.85	-	13,895,094.19	7,872,785.06	21,787,859.21	-	2,388,786.38	-	547,391.87	3,131,178.25	24,905,037.46	227,446,335.31	-	-	-	-	22,747,227.54	178,306,043.86	-	-	-	28,393,063.91	227,446,335.31	-	-						
MDS Check Issued	3,540,897.36	149,088,885.42	19,206,340.18	-	-	16,273,165.27	-	1,036,536.55	7,872,785.06	1,036,536.55	-	311,075.12	-	-	1,347,614.67	1,347,614.67	17,620,776.94	-	-	-	-	3,540,897.36	14,079,889.58	-	-	-	17,620,776.94	17,620,776.94	-	-						
Notice of Transfer Allocations (NTA)	-	-	-	-	17,972,906.98	186,288,132.58	-	12,888,557.80	7,872,785.06	20,731,322.66	-	2,278,711.26	-	547,391.87	2,825,103.13	23,557,425.79	209,825,558.37	-	-	-	-	19,206,340.18	164,228,154.28	-	-	-	26,393,063.91	209,825,558.37	-	-						
MDS Check Issued	-	-	-	-	-	1,684,546,777.20	-	-	-	-	-	-	-	-	-	32,205,000.00	32,205,000.00	1,716,751,777.20	-	-	-	-	1,716,751,777.20	1,716,751,777.20	-	-	-	1,716,751,777.20	1,716,751,777.20	-	-					
Working Fund For FAPs	-	-	-	-	-	-	-	-	-	-	-	-	-	-	-	-	-	-	-	-	-	-	-	-	-	-	-	-	-	-	-					
Cash Disbursement Catalog (CDC)	-	-	-	-	-	-	-	-	-	-	-	-	-	-	-	-	-	-	-	-	-	-	-	-	-	-	-	-	-	-	-					
TOTAL CASH DISBURSEMENTS	22,747,227.54	1,846,387,940.33	1,915,276.03	-	17,972,906.98	1,987,088,075.05	-	13,895,094.15	7,872,785.06	21,787,859.21	-	34,194,786.38	-	547,391.87	35,342,178.25	57,110,037.46	1,944,188,112.51	-	-	-	-	22,747,227.54	1,895,057,821.06	-	-	-	1,944,188,112.51	1,944,188,112.51	-	-						
NON-CASH DISBURSEMENTS																																				
Tax Reimbursement Advance Issued (TRA)	871,888.42	1,915,276.03	-	-	1,293,382.03	4,080,546.48	-	597,845.77	366,115.58	963,961.35	-	152,520.20	-	31,273.13	183,783.33	1,147,754.68	5,228,301.16	-	-	-	-	871,888.42	2,665,642.00	-	-	-	1,690,770.74	5,228,301.16	-	-						
Non-Cash Award Authority (NCAA)	-	-	-	-	-	4,080,546.48	-	-	366,115.58	963,961.35	-	152,520.20	-	31,273.13	183,783.33	1,147,754.68	5,228,301.16	-	-	-	-	871,888.42	2,665,642.00	-	-	-	1,690,770.74	5,228,301.16	-	-						
Disturbments effected through outright deductions from claims	-	-	-	-	-	-	-	-	-	-	-	-	-	-	-	-	-	-	-	-	-	-	-	-	-	-	-	-	-	-	-					
Overpayment of expenses	-	-	-	-	-	-	-	-	-	-	-	-	-	-	-	-	-	-	-	-	-	-	-	-	-	-	-	-	-	-	-					
Restitution for loss of government property	-	-	-	-	-	-	-	-	-	-	-	-	-	-	-	-	-	-	-	-	-	-	-	-	-	-	-	-	-	-	-					
Liquidated damages and similar claims	-	-	-	-	-	-	-	-	-	-	-	-	-	-	-	-	-	-	-	-	-	-	-	-	-	-	-	-	-	-	-					
Others (e.g., TEF, BIT, Docs Stamp, etc.)	-	-	-	-	-	-	-	-	-	-	-	-	-	-	-	-	-	-	-	-	-	-	-	-	-	-	-	-	-	-	-					
Address: Adjustments (e.g., cancelled/issued checks)	-	-	-	-	-	-	-	-	-	-	-	-	-	-	-	-	-	-	-	-	-	-	-	-	-	-	-	-	-	-	-					
TOTAL NON-CASH DISBURSEMENTS	871,888.42	1,915,276.03	-	-	1,293,382.03	4,080,546.48	-	597,845.77	366,115.58	963,961.35	-	152,520.20	-	31,273.13	183,783.33	1,147,754.68	5,228,301.16	-	-	-	-	871,888.42	2,665,642.00	-	-	-	1,690,770.74	5,228,301.16	-	-						
GRAND TOTAL	23,619,115.96	1,848,303,216.36	1,915,276.03	-	19,266,289.01	1,991,668,621.53	-	14,492,939.92	8,238,899.64	22,731,820.56	-	34,947,306.58	-	578,665.00	183,783.33	1,147,754.68	1,949,428,413.67	-	-	-	-	23,619,115.96	1,897,723,463.06	-	-	-	28,083,834.65	1,949,428,413.67	-	-						
SUMMARY:																																				
Total Disbursement Authorities Received																																				
NCA	7,272,574,478.42																																			
NTA	5,217,167,232.00																																			
Working Fund	2,000,996,207.57																																			
TRA	54,471,038.85																																			
CDC	-																																			
NCAA	-																																			
Less: Notice of Transfer of Allocations (NTA) Issued																																				
Total Disbursement Authorities Available																																				
Less:	7,272,574,478.42																																			
Lapsed NCA	-																																			
Disbursements	5,472,571,716.11																																			
Less: Other Non-Cash Disbursements	-																																			
Disturbments effected through outright deductions from claims	-																																			
Overpayment of expenses	-																																			
Restitution for loss of government property	-																																			
Liquidated damages and similar claims	-																																			
Others (e.g., TEF, BIT, Docs Stamp, etc.)	-																																			
Address: Adjustments (e.g., cancelled/issued checks)	-																																			
Balance of Disbursement Authorities as at date	1,800,002,762.31																																			
Certified Correct:																																				
Approved By:																																				
 ARNOLD T. EBREO Chief, Accounting Section																																				
 ANNIE Q. BARES, DVM Regional Executive Director																																				
Total Disbursements Program																																				
Less: Actual Disbursements	7,272,574,478.42																																			
(Over)/Under spending	5,472,571,716.11																																			
This month																																				
As at Date																																				