

STATEMENT OF APPROPRIATIONS, ALLOTMENTS, OBLIGATIONS, DISBURSEMENTS AND BALANCES
As of the Quarter Ending September 30, 2023

Department : Department of Agriculture (DA)
Agency/Entity : Office of the Secretary
Operating Unit : Regional Field Office - I
Organization Code (UACS) : 05 001 0300001
Fund Cluster : 01 - Regular Agency Fund

Current Year Appropriations
 Supplemental Appropriations
 Continuing Appropriations

Particulars	UACS CODE	Appropriation			Allotments					Current Year Obligations				Current Year Disbursements				Balances					
		Authorized Appropriation	Adjustments (Transfer To/From, Modifications/Augmentations)	Adjusted Appropriations	Allotments Received	Adjustments (Reductions, Modifications/Augmentations)	Transfer To	Transfer From	Adjusted Total Allotments	1st Quarter	2nd Quarter	3rd Quarter	4th Quarter	Total	1st Quarter	2nd Quarter	3rd Quarter	4th Quarter	Total	Unreleased Appropriations	Unobligated Allotment	Unpaid Obligations	
										Ending	Ending	Ending	Ending		Ending	Ending	Ending	Ending				Due and Demandable	Not Yet Due and Demandable
										Mar. 31	June 30	Sept. 30	Dec. 31		Mar. 31	June 30	Sept. 30	Dec. 31					
3	4	5=(3+4)	6	7	8	9	10=(8+(7)-8+9)	11	12	13	14	15=(11+12+13+14)	16	17	18	19	20=(16+17+18+19)	21=(20+21)	22=(10-15)	23	24		
I. Agency Specific Budget		6,829,383,000.00	(1,711,083,280.43)	5,118,319,709.57	4,791,033,000.00	96,750,000.00	0.00	230,536,709.57	5,118,319,709.57	2,112,923,437.38	2,295,912,380.76	287,321,895.20	0.00	4,696,157,513.32	48,097,894.56	1,384,966,376.12	2,277,567,445.85	0.00	3,710,631,716.53	0.00	422,162,196.25	0.00	985,525,796.79
Specific Budgets of National Government Agencies	1101101	6,829,383,000.00	(1,711,083,280.43)	5,118,319,709.57	4,791,033,000.00	96,750,000.00	0.00	230,536,709.57	5,118,319,709.57	2,112,923,437.38	2,295,912,380.76	287,321,895.20	0.00	4,696,157,513.32	48,097,894.56	1,384,966,376.12	2,277,567,445.85	0.00	3,710,631,716.53	0.00	422,162,196.25	0.00	985,525,796.79
Personal Services	501000000	142,843,000.00	0.00	142,843,000.00	142,843,000.00	0.00	0.00	0.00	142,843,000.00	29,922,519.29	36,856,034.53	29,576,071.88	0.00	96,354,625.50	28,394,704.74	37,892,894.75	29,444,998.13	0.00	95,732,591.62	0.00	48,488,374.50	0.00	622,043.88
Salaries and Wages	501010000	108,630,000.00	(299,537.00)	108,330,463.00	108,630,000.00	(299,537.00)	0.00	0.00	108,330,463.00	25,994,986.42	25,994,986.42	26,362,430.60	0.00	77,891,169.66	25,545,599.09	25,523,896.97	26,366,315.34	0.00	77,456,811.40	0.00	30,469,273.34	0.00	375,376.26
Salaries and Wages - Regular	501010100	108,630,000.00	(299,537.00)	108,330,463.00	108,630,000.00	(299,537.00)	0.00	0.00	108,330,463.00	25,994,986.42	25,994,986.42	26,362,430.60	0.00	77,891,169.66	25,545,599.09	25,523,896.97	26,366,315.34	0.00	77,456,811.40	0.00	30,469,273.34	0.00	375,376.26
Basic Salary - Civilian	501010101	108,630,000.00	(299,537.00)	108,330,463.00	108,630,000.00	(299,537.00)	0.00	0.00	108,330,463.00	25,994,986.42	25,994,986.42	26,362,430.60	0.00	77,891,169.66	25,545,599.09	25,523,896.97	26,366,315.34	0.00	77,456,811.40	0.00	30,469,273.34	0.00	375,376.26
Other Compensation	501020000	29,537,000.00	0.00	29,537,000.00	29,537,000.00	0.00	0.00	0.00	29,537,000.00	2,927,530.87	2,861,048.11	2,213,640.28	0.00	15,500,991.06	1,469,641.06	1,168,091.41	2,323,269.66	0.00	15,500,991.06	0.00	13,026,545.94	0.00	0.00
Personal Economic Relief Allowance (PERA)	501020100	5,808,000.00	0.00	5,808,000.00	5,808,000.00	0.00	0.00	0.00	5,808,000.00	1,369,363.64	1,372,090.99	1,362,636.43	0.00	4,143,091.06	1,269,641.06	1,448,191.41	1,426,269.66	0.00	4,143,091.06	0.00	1,684,509.94	0.00	0.00
PERA - Civilian	501020101	5,808,000.00	0.00	5,808,000.00	5,808,000.00	0.00	0.00	0.00	5,808,000.00	1,369,363.64	1,372,090.99	1,362,636.43	0.00	4,143,091.06	1,269,641.06	1,448,191.41	1,426,269.66	0.00	4,143,091.06	0.00	1,684,509.94	0.00	0.00
Representation Allowance (RA)	501020200	672,000.00	0.00	672,000.00	672,000.00	0.00	0.00	0.00	672,000.00	199,000.00	199,000.00	199,000.00	0.00	597,000.00	199,000.00	199,000.00	199,000.00	0.00	597,000.00	0.00	540,000.00	0.00	0.00
Transportation Allowance (TA)	501020300	672,000.00	(30,000.00)	642,000.00	672,000.00	(30,000.00)	0.00	0.00	642,000.00	30,000.00	30,000.00	42,000.00	0.00	102,000.00	30,000.00	30,000.00	42,000.00	0.00	102,000.00	0.00	540,000.00	0.00	0.00
Clothing/Uniform Allowance	501020400	1,452,000.00	(84,000.00)	1,368,000.00	1,452,000.00	(84,000.00)	0.00	0.00	1,368,000.00	1,362,000.00	6,000.00	0.00	0.00	1,368,000.00	0.00	1,369,000.00	0.00	0.00	1,368,000.00	0.00	0.00	0.00	0.00
Clothing/Uniform Allowance - Civilian	501020401	1,452,000.00	(84,000.00)	1,368,000.00	1,452,000.00	(84,000.00)	0.00	0.00	1,368,000.00	1,362,000.00	6,000.00	0.00	0.00	1,368,000.00	0.00	1,369,000.00	0.00	0.00	1,368,000.00	0.00	0.00	0.00	0.00
Year End Bonus	501021000	9,052,000.00	0.00	9,052,000.00	9,052,000.00	0.00	0.00	0.00	9,052,000.00	0.00	0.00	0.00	0.00	0.00	0.00	0.00	0.00	0.00	0.00	0.00	9,052,000.00	0.00	0.00
Year End Bonus - Civilian	501021001	9,052,000.00	0.00	9,052,000.00	9,052,000.00	0.00	0.00	0.00	9,052,000.00	0.00	0.00	0.00	0.00	0.00	0.00	0.00	0.00	0.00	0.00	0.00	9,052,000.00	0.00	0.00
Cash Gift	501021500	1,210,000.00	0.00	1,210,000.00	1,210,000.00	0.00	0.00	0.00	1,210,000.00	0.00	0.00	0.00	0.00	0.00	0.00	0.00	0.00	0.00	0.00	0.00	1,210,000.00	0.00	0.00
Cash Gift - Civilian	501021501	1,210,000.00	0.00	1,210,000.00	1,210,000.00	0.00	0.00	0.00	1,210,000.00	0.00	0.00	0.00	0.00	0.00	0.00	0.00	0.00	0.00	0.00	0.00	1,210,000.00	0.00	0.00
Mid-Year Bonus	501021600	9,052,000.00	(255,463.00)	8,796,537.00	9,052,000.00	(255,463.00)	0.00	0.00	8,796,537.00	0.00	8,636,900.00	0.00	0.00	8,636,900.00	0.00	8,636,900.00	0.00	0.00	8,636,900.00	0.00	159,637.00	0.00	0.00
Mid-Year Bonus - Civilian	501021601	9,052,000.00	(255,463.00)	8,796,537.00	9,052,000.00	(255,463.00)	0.00	0.00	8,796,537.00	0.00	8,636,900.00	0.00	0.00	8,636,900.00	0.00	8,636,900.00	0.00	0.00	8,636,900.00	0.00	159,637.00	0.00	0.00
Other Bonuses and Allowances	501029900	1,210,000.00	669,000.00	1,879,000.00	1,210,000.00	669,000.00	0.00	0.00	1,879,000.00	0.00	669,000.00	0.00	0.00	669,000.00	0.00	669,000.00	0.00	0.00	669,000.00	0.00	1,210,000.00	0.00	0.00
Productivity Enhancement Incentive - Civilian	501029901	1,210,000.00	0.00	1,210,000.00	1,210,000.00	0.00	0.00	0.00	1,210,000.00	0.00	0.00	0.00	0.00	0.00	0.00	0.00	0.00	0.00	0.00	0.00	1,210,000.00	0.00	0.00
Anniversary Bonus - Civilian	501029903	0.00	669,000.00	669,000.00	0.00	669,000.00	0.00	0.00	669,000.00	0.00	669,000.00	0.00	0.00	669,000.00	0.00	669,000.00	0.00	0.00	669,000.00	0.00	0.00	0.00	0.00
Personal Benefit Contributions	501030000	2,993,000.00	0.00	2,993,000.00	2,993,000.00	0.00	0.00	0.00	2,993,000.00	632,736.50	637,369.04	510,369.50	0.00	1,780,475.04	632,736.50	637,369.04	941,962.84	0.00	1,612,068.38	0.00	1,202,826.96	0.00	198,416.66
Pag-IBIG Contributions	501030001	290,000.00	0.00	290,000.00	290,000.00	0.00	0.00	0.00	290,000.00	69,700.00	69,700.00	69,700.00	0.00	209,000.00	69,700.00	69,700.00	70,100.00	0.00	209,000.00	0.00	62,800.00	0.00	400.00
PhilHealth Contributions	501030002	2,403,000.00	0.00	2,403,000.00	2,403,000.00	0.00	0.00	0.00	2,403,000.00	494,936.50	501,369.04	369,969.50	0.00	1,365,675.04	494,936.50	501,369.04	201,562.84	0.00	1,197,668.38	0.00	1,037,128.96	0.00	198,016.66
PhilHealth - Civilian	501030003	2,403,000.00	0.00	2,403,000.00	2,403,000.00	0.00	0.00	0.00	2,403,000.00	494,936.50	501,369.04	369,969.50	0.00	1,365,675.04	494,936.50	501,369.04	201,562.84	0.00	1,197,668.38	0.00	1,037,128.96	0.00	198,016.66
Employees Compensation Insurance Premiums (ECIP)	501030004	290,000.00	0.00	290,000.00	290,000.00	0.00	0.00	0.00	290,000.00	66,100.00	66,100.00	70,300.00	0.00	202,400.00	66,100.00	66,100.00	70,300.00	0.00	202,400.00	0.00	62,800.00	0.00	0.00
ECIP - Civilian	501030005	290,000.00	0.00	290,000.00	290,000.00	0.00	0.00	0.00	290,000.00	66,100.00	66,100.00	70,300.00	0.00	202,400.00	66,100.00	66,100.00	70,300.00	0.00	202,400.00	0.00	62,800.00	0.00	0.00
Other Personal Benefits	501040000	2,102,000.00	0.00	2,102,000.00	2,102,000.00	0.00	0.00	0.00	2,102,000.00	726,433.73	81,922.96	433,836.15	0.00	1,241,971.74	719,725.09	50,539.31	363,459.39	0.00	1,163,722.91	0.00	660,026.26	0.00	78,249.93
Terminal Leave Benefits	501040001	1,899,000.00	0.00	1,899,000.00	1,899,000.00	0.00	0.00	0.00	1,899,000.00	719,725.09	36,902.96	421,467.65	0.00	1,178,095.60	719,725.09	1,912.96	366,477.65	0.00	1,106,115.60	0.00	520,904.40	0.00	66,980.00
Terminal Leave Benefits - Civilian	501040002	1,899,000.00	0.00	1,899,000.00	1,899,000.00	0.00	0.00	0.00	1,899,000.00	719,725.09	36,902.96	421,467.65	0.00	1,178,095.60	719,725.09	1,912.96	366,477.65	0.00	1,106,115.60	0.00	520,904.40	0.00	66,980.00
Other Personal Benefits	501040003	403,000.00	0.00	403,000.00	403,000.00	0.00	0.00	0.00	403,000.00	6,708.64	12,167.50	45,000.00	0.00	63,876.14	0.00	49,625.47	6,981.74	0.00	65,807.21	0.00	339,123.66	0.00	8,26

STATEMENT OF APPROPRIATIONS, ALLOTMENTS, OBLIGATIONS, DISBURSEMENTS AND BALANCES
As of the Quarter Ending September 30, 2023

Current Year Appropriations
 Supplemental Appropriations
 Continuing Appropriations

Department : Department of Agriculture (DA)
Agency/Entity : Office of the Secretary
Operating Unit : Regional Field Office - I
Organization Code (UACS) : 05 001 0300001
Fund Cluster : 01 - Regular Agency Fund


Particulars	UACS CODE	Appropriation							Allotments				Current Year Obligations				Current Year Disbursements				Balances			
		Authorized Appropriation	Adjustments (Transfer To/From, Modifications/Augmentations)	Adjusted Appropriations	Allotments Received	Adjustments (Reductions, Modifications/Augmentations)	Transfer To	Transfer From	Adjusted Total Allotments	1st Quarter	2nd Quarter	3rd Quarter	4th Quarter	Total	1st Quarter	2nd Quarter	3rd Quarter	4th Quarter	Total	Unreleased Appropriations	Unobligated Allotment	Unpaid Obligations		
										Ending	Ending	Ending	Ending		Ending	Ending	Ending	Ending				Due and Demandable	Not Yet Due and Demandable	
										Mar. 31	June 30	Sept. 30	Dec. 31		Mar. 31	June 30	Sept. 30	Dec. 31				20=(16+17+18+19)	21=(5-10)	22=(10-15)
		3	4	5=(3+4)	6	7	8	9	10=(8+(7-9))	11	12	13	14	15=(11+12+13+14)	16	17	18	19	20	21	22	23	24	
Agricultural and Forestry Equipment	5021305004	840,000.00	250,000.00	1,090,000.00	840,000.00	250,000.00	0.00	0.00	1,090,000.00		7,750.00	148,450.00		166,200.00		7,750.00			7,750.00	0.00	933,800.00		148,450.00	
Technical and Scientific Equipment	5021305014	2,366,000.00	537,546.00	2,903,546.00	2,366,000.00	537,546.00	0.00	0.00	2,903,546.00	1,301,684.00	26,100.00	1,006,530.87		2,334,314.87		446,754.00			446,754.00	0.00	557,230.13		1,887,560.87	
Other Machinery and Equipment	5021305099	410,000.00	379,416.00	789,416.00	410,000.00	379,416.00	0.00	130,000.00	789,416.00		174,900.00	147,700.00		322,600.00		169,500.00			169,500.00	0.00	466,816.00		153,100.00	
Repairs and Maintenance - Transportation Equipment		6,557,000.00	5,690,714.00	12,247,714.00	6,557,000.00	5,690,714.00	0.00	4,453,500.00	12,247,714.00	451,499.52	6,162,706.37	1,469,971.40	0.00	8,084,146.29	112,360.10	672,191.73	6,513,730.25	0.00	7,298,292.98	0.00	4,163,527.71	0.00	795,864.21	
Motor Vehicles	5021306001	6,021,000.00	1,239,014.00	7,260,014.00	6,021,000.00	1,239,014.00	0.00	4,453,500.00	7,260,014.00	451,499.52	1,542,326.37	1,442,091.40	0.00	3,435,886.29	112,360.10	672,191.73	1,950,350.25	0.00	2,734,902.98	0.00	3,824,127.71	0.00	700,984.21	
Watercrafts	5021306004	0.00	4,453,500.00	4,453,500.00	0.00	0.00	0.00	4,453,500.00	4,453,500.00		0.00	0.00	0.00	0.00	0.00	0.00	109,860.00	0.00	109,860.00	0.00	0.00	0.00	0.00	
Other Transportation Equipment	5021306099	536,000.00	(1,800.00)	534,200.00	536,000.00	(1,800.00)	0.00	0.00	534,200.00		166,860.00	27,860.00	0.00	194,720.00	0.00	0.00	0.00	0.00	0.00	0.00	0.00	0.00	0.00	
Repairs and Maintenance - Furniture and Fixtures		70,000.00	0.00	70,000.00	70,000.00	0.00	0.00	0.00	70,000.00	0.00	0.00	0.00	0.00	0.00	0.00	0.00	0.00	0.00	0.00	0.00	0.00	0.00	0.00	
Repairs and Maintenance - Furniture and Fixtures	5021307000	70,000.00	0.00	70,000.00	70,000.00	0.00	0.00	0.00	70,000.00	0.00	0.00	0.00	0.00	0.00	0.00	0.00	0.00	0.00	0.00	0.00	0.00	0.00	0.00	
Repairs and Maintenance - Semi-Expendable Machinery and Equipment		142,000.00	0.00	142,000.00	142,000.00	0.00	0.00	0.00	142,000.00	0.00	0.00	0.00	0.00	0.00	0.00	0.00	0.00	0.00	0.00	0.00	0.00	0.00	0.00	
Office Equipment	5021321002	64,000.00	0.00	64,000.00	64,000.00	0.00	0.00	0.00	64,000.00	0.00	0.00	0.00	0.00	0.00	0.00	0.00	0.00	0.00	0.00	0.00	0.00	0.00	0.00	
Information and Communications Technology Equipment	5021321003	28,000.00	0.00	28,000.00	28,000.00	0.00	0.00	0.00	28,000.00	0.00	0.00	0.00	0.00	0.00	0.00	0.00	0.00	0.00	0.00	0.00	0.00	0.00	0.00	
Technical and Scientific Equipment	5021321013	50,000.00	0.00	50,000.00	50,000.00	0.00	0.00	0.00	50,000.00	0.00	0.00	0.00	0.00	0.00	0.00	0.00	0.00	0.00	0.00	0.00	0.00	0.00	0.00	
Financial Assistance/Subsidy		1,770,519,000.00	145,732,000.00	1,916,251,000.00	1,770,519,000.00	145,732,000.00	0.00	49,232,000.00	1,916,251,000.00	0.00	1,866,751,000.00	17,000,000.00	0.00	1,883,751,000.00	0.00	661,460,000.00	1,027,630,140.00	0.00	1,689,090,140.00	0.00	32,500,000.00	0.00	194,660,860.00	
Assistance to Local Government Units	5021403000	16,000,000.00	96,000,000.00	112,000,000.00	16,000,000.00	96,000,000.00	0.00	15,000,000.00	112,000,000.00		90,000,000.00	5,000,000.00		95,000,000.00		80,000,000.00			80,000,000.00	0.00	16,000,000.00	0.00	22,500,000.00	
Assistance to NGOs/CSOs	5021405000	27,875,000.00	19,000,000.00	46,875,000.00	27,875,000.00	19,000,000.00	0.00	5,000,000.00	46,875,000.00		19,875,000.00	12,000,000.00		31,875,000.00		5,000,000.00	7,875,000.00	0.00	9,950,000.00	0.00	15,000,000.00	0.00	167,180,860.00	
Subsidies - Others	5021469000	1,727,644,000.00	30,732,000.00	1,758,376,000.00	1,727,644,000.00	30,732,000.00	0.00	29,232,000.00	1,758,376,000.00		1,756,876,000.00	1,756,876,000.00	0.00	1,756,876,000.00	1,313,230.41	771,597.99	1,019,755,140.00	0.00	1,589,175,140.00	0.00	1,500,000.00	0.00	2,603,900.04	
Taxes, Insurance Premiums and Other Fees		4,959,000.00	279,906.00	5,238,906.00	4,959,000.00	279,906.00	0.00	0.00	5,238,906.00		4,900,125.00	4,900,125.00	0.00	9,800,250.00		19,300,011.00	32,875,011.00	0.00	51,175,262.00	0.00	279,906.00	0.00	2,603,900.04	
Taxes, Duties and Licenses	5021501001	360,000.00	0.00	360,000.00	360,000.00	0.00	0.00	0.00	360,000.00		360,000.00	360,000.00	0.00	720,000.00		60,000.00	43,875,011.00	0.00	43,935,011.00	0.00	259,875.00	0.00	0.00	
Fidelity Bond Premiums	5021502000	120,000.00	259,875.00	379,875.00	120,000.00	259,875.00	0.00	0.00	379,875.00		120,000.00	120,000.00	0.00	240,000.00		20,000.00	43,875,011.00	0.00	43,895,011.00	0.00	20,000.00	0.00	2,366,835.06	
Insurance Expenses	5021503000	4,499,000.00	20,931.00	4,519,931.00	4,499,000.00	20,931.00	0.00	0.00	4,519,931.00		4,480,000.00	4,480,000.00	0.00	8,960,000.00		694,837.99	193,396.59	0.00	9,155,234.58	0.00	7,037,469.77	0.00	7,037,469.77	
Labor and Wages		14,965,000.00	4,513,247.00	19,478,247.00	14,965,000.00	4,513,247.00	0.00	0.00	19,478,247.00		19,478,247.00	2,494,786.42	0.00	21,973,033.42		1,747,254.97	4,420,495.38	0.00	27,135,783.77	0.00	2,726,931.76	0.00	133,996,163.17	
Labor and Wages	5021601000	14,965,000.00	4,513,247.00	19,478,247.00	14,965,000.00	4,513,247.00	0.00	0.00	19,478,247.00		19,478,247.00	2,494,786.42	0.00	21,973,033.42		1,747,254.97	4,420,495.38	0.00	27,135,783.77	0.00	2,726,931.76	0.00	133,996,163.17	
Other Maintenance and Operating Expenses	5025900000	315,923,000.00	54,856,143.00	370,779,143.00	315,923,000.00	54,856,143.00	0.00	62,051,500.00	370,779,143.00		370,779,143.00	83,175,687.42	0.00	453,954,830.42		291,811,159.99	126,939,000.72	0.00	580,794,860.71	0.00	500,100.00	0.00	973,900.00	
Advertising, Promotional and Marketing Expense	5025901000	2,942,000.00	(1,096,400.00)	1,845,600.00	2,942,000.00	(1,096,400.00)	0.00	0.00	1,845,600.00		1,845,600.00	435,500.00	0.00	2,281,100.00		63,424.00	187,579.00	0.00	251,003.00	0.00	660,174.00	0.00	707,237.00	
Printing and Publication Expenses	5025902000	1,952,000.00	(333,598.00)	1,618,402.00	1,952,000.00	(333,598.00)	0.00	0.00	1,618,402.00		1,618,402.00	798,109.00	0.00	2,416,501.00		107,343.00	498,735.00	0.00	1,066,679.00	0.00	1,066,679.00	0.00	600,793.50	
Representation Expenses	5025903000	1,755,000.00	471,000.00	2,226,000.00	1,755,000.00	471,000.00	0.00	218,500.00	2,226,000.00		2,166,199.00	197,637.00	0.00	2,363,836.00		109,529.50	332,605.00	0.00	2,702,960.50	0.00	471,000.00	0.00	0.00	
Transportation and Delivery Expenses	5025904000	0.00	471,000.00	471,000.00	0.00	471,000.00	0.00	0.00	471,000.00		471,000.00	0.00	0.00	0.00	0.00	0.00	0.00	0.00	0.00	0.00	0.00	0.00	0.00	
Rent/Lease Expenses		1,785,000.00	694,000.00	2,479,000.00	1,785,000.00	694,000.00	0.00	0.00	2,479,000.00		740,000.00	532,149.40	0.00	1,272,149.40		451,428.40	362,640.00	0.00	1,624,788.40	0.00	694,000.00	0.00	923,060.00	
Rent/Lease Expenses	5025905001	300,000.00	254,000.00	554,000.00	300,000.00	254,000.00	0.00	0.00	554,000.00		554,000.00	262,000.00	0.00	816,000.00		292,000.00	20,000.00	0.00	836,000.00	0.00	662,000.00	0.00	343,000.00	
Rents - Building and Structures	5025905003	615,000.00	430,000.00	1,045,000.00	615,000.00	430,000.00	0.00	0.00	1,045,000.00		140,000.00	223,000.00	0.00	363,000.00		451,428.40	80,640.00	0.00	441,668.40	0.00	9,951.60	0.00	318,060.00	
Rents - Motor Vehicles	5025905006	650,000.00	10,000.00	660,000.00	650,000.00	10,000.00	0.00	0.00	660,000.00		600,000.00	240,149.40	0.00	840,149.40		0.00	25,000.00	0.00	865,149.40	0.00	0.00	0.00	0.00	
Operating Lease	5025906000	25,000.00	0.00	25,000.00	25,000.00	0.00	0.00	0.00	25,000.00		25,000.00	0.00	0.00	0.00	0.00	0.00	0.00	0.00	0.00	0.00	0.00	0.00	0.00	
Membership Dues and Contributions to Organizations		172,000.00	0.00	172,000.00	172,000.00	0.00	0.00	0.00	172,000.00		5,933.00	124,045.00	0.00	130,978.00		5,360.40	5,360.40	0.00	136,338.40	0.00	4,000.00	0.00	124,627.60	
Subscription Expenses	5025907001	100,000.00	0.00	100,000.00	100,000.00	0.00	0.00	0.00	100,000.00		0.00	96,000.00	0.00	196,000.00										


STATEMENT OF APPROPRIATIONS, ALLOTMENTS, OBLIGATIONS, DISBURSEMENTS AND BALANCES
As of the Quarter Ending September 30, 2023

Department : Department of Agriculture (DA)
 Agency/Entity : Office of the Secretary
 Operating Unit : Regional Field Office - I
 Organization Code (UACS) : 05 001 0300001
 Fund Cluster : 01 - Regular Agency Fund

<input type="checkbox"/>	Current Year Appropriations
<input type="checkbox"/>	Supplemental Appropriations
<input checked="" type="checkbox"/>	Continuing Appropriations


Particulars	UACS CODE	Appropriation			Allotments						Current Year Obligations				Current Year Disbursements				Balances				
		Authorized Appropriation	Adjustments (Transfer To/From, Modifications/ Augmentations)	Adjusted Appropriations	Allotments Received	Adjustments (Reductions, Modifications/ Augmentations)	Transfer To	Transfer From	Adjusted Total Allotments	1st Quarter	2nd Quarter	3rd Quarter	4th Quarter	Total	1st Quarter	2nd Quarter	3rd Quarter	4th Quarter	Total	Unreleased Appropriations	Unobligated Allotment	Unpaid Obligations	
										Ending	Ending	Ending	Ending		Mar. 31	June 30	Sept. 30	Dec. 31				Mar. 31	June 30
1	2	3	4	5=(3+4)	6	7	8	9	10=([8+]-[7]-[9]+)	11	12	13	14	15=([11]+[12]+[13]+[14])	16	17	18	19	20=([16]+[17]+[18]+[19])	21=(5-10)	22=(10-15)	23	24
III. Special Purpose Funds		0.00	21,149,264.01	21,149,264.01	12,488,566.01	0.00	0.00	8,660,698.00	21,149,264.01	18,804,800.82	1,053,536.00	0.00	0.00	19,858,336.82	0.00	13,306,539.02	4,301,773.34	0.00	17,608,312.36	0.00	1,491,127.19	0.00	2,049,824.46
National Disaster Risk Reduction and Management Fund (Calamity Fund)	1102401	0.00	21,149,264.01	21,149,264.01	12,488,566.01	0.00	0.00	8,660,698.00	21,149,264.01	18,804,800.82	1,053,536.00	0.00	0.00	19,858,336.82	0.00	13,306,539.02	4,301,773.34	0.00	17,608,312.36	0.00	1,491,127.19	0.00	2,049,824.46
Maintenance and Other Operating Expenses	5020000000	0.00	21,149,264.01	21,149,264.01	12,488,566.01	0.00	0.00	8,660,698.00	21,149,264.01	18,804,800.82	1,053,536.00	0.00	0.00	19,858,336.82	0.00	13,306,539.02	4,301,773.34	0.00	17,608,312.36	0.00	1,491,127.19	0.00	2,049,824.46
Supplies and Materials Expenses	5020300000	0.00	6,174,335.00	6,174,335.00	6,174,335.00	0.00	0.00	0.00	6,174,335.00	6,122,284.00	35,436.00	0.00	0.00	6,157,720.00	0.00	4,072,598.20	2,021,076.00	0.00	6,093,674.20	0.00	16,615.00	0.00	64,045.90
Animal/Zoological Supplies Expenses	5020304000	0.00	139,140.00	139,140.00	139,140.00	0.00	0.00	0.00	139,140.00	123,704.00	15,436.00	0.00	0.00	139,140.00	0.00	123,704.00	0.00	0.00	123,704.00	0.00	0.00	0.00	15,436.00
Agricultural and Marine Supplies Expenses	5020310000	0.00	6,035,195.00	6,035,195.00	6,035,195.00	0.00	0.00	0.00	6,035,195.00	5,998,580.00	20,000.00	0.00	0.00	6,018,560.00	0.00	3,949,894.20	2,021,076.00	0.00	5,969,970.20	0.00	16,615.00	0.00	48,609.90
Other Maintenance and Operating Expenses	5029900000	0.00	14,974,929.01	14,974,929.01	6,314,231.01	0.00	0.00	8,660,698.00	14,974,929.01	12,482,316.82	1,019,100.00	0.00	0.00	13,500,416.82	0.00	9,233,940.82	2,280,697.34	0.00	11,514,638.16	0.00	1,474,512.19	0.00	1,966,776.66
Donations	5029906000	0.00	14,974,929.01	14,974,929.01	6,314,231.01	0.00	0.00	8,660,698.00	14,974,929.01	12,482,316.82	1,019,100.00	0.00	0.00	13,500,416.82	0.00	9,233,940.82	2,280,697.34	0.00	11,514,638.16	0.00	1,474,512.19	0.00	1,966,776.66
GRAND TOTAL		0.00	90,471,864.00	90,471,864.00	81,423,691.00	387,485.00	0.00	8,660,698.00	90,471,864.00	66,727,295.33	10,198,802.81	1,460,852.55	0.00	78,386,850.69	1,485,182.96	22,882,181.91	47,215,014.81	0.00	71,582,379.48	0.00	12,085,013.31	0.00	6,804,471.21

Certified Correct:

 AILEEN JOAN L. ROQUE
 OIC, Budget Section

Certified Correct:

 ARNOLD T. EBREO, CPA
 Chief, Accounting Section

Recommending Approval:

 JACINTA MARISSA D. OLALAN, Ph.D.
 Chief, Administrative and Finance Division

Approved by:

 ANNIE Q. BARES, D/M
 Regional Executive Director