

STATEMENT OF APPROPRIATIONS, ALLOTMENTS, OBLIGATIONS, DISBURSEMENTS AND BALANCES
As of the Quarter Ending December 31, 2021

Department : Department of Agriculture (DA)
 Agency/Entity : Office of the Secretary
 Operating Unit : Regional Field Office - I
 Organization Code (UACS) : 05 001 0300001
 Fund Cluster : 01 - Regular Agency Fund

	Current Year Appropriations
	Supplemental Appropriations
X	Continuing Appropriations

Particulars	UACS CODE	Appropriation			Allotments					Current Year Obligations				Current Year Disbursements				Balances							
		Authorized Appropriation	Adjustments (Transfer To)/From, Modifications/ Augmentations	Adjusted Appropriations	Allotments Received	Adjustments (Reductions, Modifications/ Augmentations)	Transfer To	Transfer From	Adjusted Total Allotments	1st Quarter	2nd Quarter	3rd Quarter	4th Quarter	Total	1st Quarter	2nd Quarter	3rd Quarter	4th Quarter	Total	Unreleased Appropriations	Unobligated Allotment	Unpaid Obligations			
										Ending	Ending	Ending	Ending		Ending	Ending	Ending	Ending				(15-20) = (23+24)			
										Mar. 31	June 30	Sept. 30	Dec. 31		Mar. 31	June 30	Sept. 30	Dec. 31				Due and Demandable	Not Yet Due and Demandable		
1	2	3	4	5=(3+4)	6	7	8	9	10=[(6+)-]-8+9	11	12	13	14	15=[(11+12+13+14)	16	17	18	19	20=(16+17+18+19)	21=(5-10)	22=(10-15)	23	24		
Capital Outlays	5060000000	0.00	17,378.00	17,378.00	17,378.00	0.00	0.00	0.00	17,378.00	0.00	0.00	0.00	0.00	0.00	0.00	0.00	0.00	0.00	0.00	0.00	0.00	0.00	17,378.00	0.00	0.00
Property, Plant and Equipment Outlay	5060400000	0.00	15,000.00	15,000.00	15,000.00	0.00	0.00	0.00	15,000.00	0.00	0.00	0.00	0.00	0.00	0.00	0.00	0.00	0.00	0.00	0.00	0.00	0.00	15,000.00	0.00	0.00
Machinery and Equipment Outlay		0.00	15,000.00	15,000.00	15,000.00	0.00	0.00	0.00	15,000.00	0.00	0.00	0.00	0.00	0.00	0.00	0.00	0.00	0.00	0.00	0.00	0.00	0.00	15,000.00	0.00	0.00
Agricultural and Forestry Equipment	5060405004	0.00	15,000.00	15,000.00	15,000.00	0.00	0.00	0.00	15,000.00	0.00	0.00	0.00	0.00	0.00	0.00	0.00	0.00	0.00	0.00	0.00	0.00	0.00	15,000.00	0.00	0.00
Biological Assets Outlay	5060500000	0.00	2,378.00	2,378.00	2,378.00	0.00	0.00	0.00	2,378.00	0.00	0.00	0.00	0.00	0.00	0.00	0.00	0.00	0.00	0.00	0.00	0.00	0.00	2,378.00	0.00	0.00
Bearer Biological Assets Outlay		0.00	2,378.00	2,378.00	2,378.00	0.00	0.00	0.00	2,378.00	0.00	0.00	0.00	0.00	0.00	0.00	0.00	0.00	0.00	0.00	0.00	0.00	0.00	2,378.00	0.00	0.00
Livestock	5060501002	0.00	2,378.00	2,378.00	2,378.00	0.00	0.00	0.00	2,378.00	0.00	0.00	0.00	0.00	0.00	0.00	0.00	0.00	0.00	0.00	0.00	0.00	0.00	2,378.00	0.00	0.00
GRAND TOTAL		5,033,000.00	48,519,387.36	53,552,387.36	39,830,991.36	(5,439,911.00)	0.00	19,161,307.00	53,552,387.36	5,607,496.26	5,459,902.34	7,140,320.70	22,143,763.94	40,351,483.24	452,417.54	6,018,602.86	2,898,517.65	17,782,407.30	27,151,945.35	0.00	13,200,904.12	2,174,122.17	11,025,415.72		


Certified Correct:


ROEL L. RIVERA
 OIC - Budget Section


Certified Correct:


ARNOLD T. EBREO
 Chief, Accounting Section

Recommending Approval:


JACINTA MARISSA D. OLALAN
 OIC - Administrative and Finance Division

Approved by:


NESTOR D. DOMENDEN, CESO IV
 Executive Director III/OIC - Regional Executive Director

STATEMENT OF APPROPRIATIONS, ALLOTMENTS, OBLIGATIONS, DISBURSEMENTS AND BALANCES
As of the Quarter Ending December 31, 2021

Department : Department of Agriculture (DA)
Agency/Entity : Office of the Secretary
Operating Unit : Regional Field Office - I
Organization Code (UACS) : 05 001 0300001
Fund Cluster : 01 - Regular Agency Fund

X	Current Year Appropriations
	Supplemental Appropriations
	Continuing Appropriations

Particulars	UACS CODE	Appropriation		Allotments							Current Year Obligations				Current Year Disbursements				Balances				
		Authorized Appropriation	Adjustments (Transfer To)/From, Modifications/Augmentations)	Adjusted Appropriations	Allotments Received	Adjustments (Reductions, Modifications/Augmentations)	Transfer To	Transfer From	Adjusted Total Allotments	1st Quarter	2nd Quarter	3rd Quarter	4th Quarter	Total	1st Quarter	2nd Quarter	3rd Quarter	4th Quarter	Total	Unreleased Appropriations	Unobligated Allotment	Unpaid Obligations	
										Ending	Ending	Ending	Ending		Ending	Ending	Ending	Ending				Due and Demandable	Not Yet Due and Demandable
										Mar. 31	June 30	Sept. 30	Dec. 31		Mar. 31	June 30	Sept. 30	Dec. 31					
I. Agency Specific Budget		3,548,443,000.00	(379,826,388.50)	3,168,616,611.50	2,669,443,000.00	(7,210,245.50)	0.00	502,383,857.00	3,168,616,611.50	957,789,962.95	385,575,025.33	1,068,340,853.12	643,691,674.71	3,055,397,516.11	57,993,498.08	528,399,026.03	1,101,694,124.56	865,998,339.06	2,554,084,987.73	0.00	113,219,095.39	15,713,708.69	485,598,819.69
Specific Budgets of National Government Agencies	1101101	3,548,443,000.00	(379,826,388.50)	3,168,616,611.50	2,669,443,000.00	(7,210,245.50)	0.00	502,383,857.00	3,168,616,611.50	957,789,962.95	385,575,025.33	1,068,340,853.12	643,691,674.71	3,055,397,516.11	57,993,498.08	528,399,026.03	1,101,694,124.56	865,998,339.06	2,554,084,987.73	0.00	113,219,095.39	15,713,708.69	485,598,819.69
Personnel Services	501000000	136,735,000.00	142,997,254.50	136,735,000.00	6,262,254.50	0.00	0.00	142,997,254.50	136,735,000.00	28,719,525.84	37,702,239.24	30,720,383.15	40,435,074.27	142,977,254.50	23,910,327.24	41,618,061.78	26,905,093.84	49,090,794.22	141,524,277.08	0.00	20,000.00	251,227.41	1,201,750.01
Salaries and Wages	501010000	104,103,000.00	(3,601,366.40)	100,501,633.60	104,103,000.00	(3,601,366.40)	0.00	100,501,633.60	104,103,000.00	25,398,394.79	25,462,327.04	33,112,728.81	16,528,182.96	100,501,633.60	21,465,508.56	28,503,421.11	24,717,269.34	24,926,807.38	99,613,006.39	0.00	0.00	1,321.94	887,305.27
Basic Salary - Civilian	501010101	104,103,000.00	(3,601,366.40)	100,501,633.60	104,103,000.00	(3,601,366.40)	0.00	100,501,633.60	104,103,000.00	25,398,394.79	25,462,327.04	33,112,728.81	16,528,182.96	100,501,633.60	21,465,508.56	28,503,421.11	24,717,269.34	24,926,807.38	99,613,006.39	0.00	0.00	1,321.94	887,305.27
Other Compensation	501020000	28,854,000.00	5,831,307.92	34,685,307.92	28,854,000.00	5,831,307.92	0.00	34,685,307.92	28,854,000.00	1,783,863.67	11,186,645.78	2,988,375.01	19,196,423.46	34,665,307.92	1,703,227.31	11,267,191.23	1,689,034.10	19,444,949.81	34,104,402.45	0.00	20,000.00	249,905.47	311,000.00
Personal Economic Relief Allowance (PERA)		5,942,182.02	(9,817.98)	5,952,000.00	5,952,000.00	(9,817.98)	0.00	5,942,182.02	5,952,000.00	1,489,863.67	1,512,363.78	1,962,000.01	977,954.56	5,942,182.02	1,485,227.31	1,516,909.23	1,468,909.10	1,468,890.91	5,939,936.55	0.00	0.00	2,245.47	(0.00)
PERA - Civilian	501020101	5,952,000.00	(9,817.98)	5,942,182.02	5,952,000.00	(9,817.98)	0.00	5,942,182.02	5,952,000.00	1,489,863.67	1,512,363.78	1,962,000.01	977,954.56	5,942,182.02	1,485,227.31	1,516,909.23	1,468,909.10	1,468,890.91	5,939,936.55	0.00	0.00	2,245.47	(0.00)
Representation Allowance (RA)	501020200	792,000.00	(11,500.00)	780,500.00	792,000.00	(11,500.00)	0.00	780,500.00	792,000.00	132,000.00	132,000.00	186,000.00	198,000.00	780,500.00	198,000.00	176,525.00	207,875.00	780,500.00	780,500.00	0.00	0.00	0.00	0.00
Transportation Allowance (TA)	501020301	792,000.00	(640,625.00)	151,375.00	792,000.00	(640,625.00)	0.00	151,375.00	30,000.00	20,000.00	46,375.00	55,000.00	151,375.00	20,000.00	30,000.00	43,500.00	57,875.00	151,375.00	151,375.00	0.00	0.00	0.00	0.00
Clothing/Uniform Allowance		1,488,000.00	(108,000.00)	1,380,000.00	1,488,000.00	(108,000.00)	0.00	1,380,000.00	0.00	1,380,000.00	0.00	0.00	0.00	1,380,000.00	0.00	1,380,000.00	0.00	1,380,000.00	1,380,000.00	0.00	0.00	0.00	0.00
Clothing/Uniform Allowance - Civilian	501020401	1,488,000.00	(108,000.00)	1,380,000.00	1,488,000.00	(108,000.00)	0.00	1,380,000.00	0.00	1,380,000.00	0.00	0.00	0.00	1,380,000.00	0.00	1,380,000.00	0.00	1,380,000.00	1,380,000.00	0.00	0.00	0.00	0.00
Hazard Pay		910,000.00	0.00	910,000.00	910,000.00	0.00	0.00	910,000.00	0.00	0.00	0.00	303,500.00	606,500.00	910,000.00	0.00	0.00	0.00	599,000.00	599,000.00	0.00	0.00	0.00	311,000.00
Hazard Duty Pay - Civilian	5010211002	0.00	0.00	910,000.00	910,000.00	0.00	0.00	910,000.00	0.00	0.00	0.00	303,500.00	606,500.00	910,000.00	0.00	0.00	0.00	599,000.00	599,000.00	0.00	0.00	0.00	311,000.00
Overtime and Night Pay		222,660.00	0.00	222,660.00	222,660.00	0.00	0.00	222,660.00	0.00	0.00	0.00	0.00	222,660.00	0.00	0.00	0.00	0.00	0.00	222,660.00	222,660.00	0.00	0.00	0.00
Overtime Pay	5010213001	0.00	0.00	222,660.00	222,660.00	0.00	0.00	222,660.00	0.00	0.00	0.00	0.00	222,660.00	0.00	0.00	0.00	0.00	0.00	222,660.00	222,660.00	0.00	0.00	0.00
Year End Bonus - Civilian	5010214001	8,675,000.00	(214,941.10)	8,460,058.90	8,675,000.00	(214,941.10)	0.00	8,460,058.90	0.00	0.00	0.00	0.00	8,460,058.90	0.00	0.00	0.00	0.00	8,460,058.90	8,460,058.90	0.00	0.00	0.00	0.00
Cash Gift		1,240,000.00	1,750.00	1,241,750.00	1,240,000.00	1,750.00	0.00	1,241,750.00	0.00	0.00	0.00	0.00	1,241,750.00	0.00	0.00	0.00	0.00	1,241,750.00	1,241,750.00	0.00	0.00	0.00	0.00
Cash Gift - Civilian	5010215001	1,240,000.00	1,750.00	1,241,750.00	1,240,000.00	1,750.00	0.00	1,241,750.00	0.00	0.00	0.00	0.00	1,241,750.00	0.00	0.00	0.00	0.00	1,241,750.00	1,241,750.00	0.00	0.00	0.00	0.00
Mid-Year Bonus		8,675,000.00	(532,718.00)	8,142,282.00	8,675,000.00	(532,718.00)	0.00	8,142,282.00	0.00	8,142,282.00	0.00	0.00	0.00	8,142,282.00	0.00	8,142,282.00	0.00	8,142,282.00	8,142,282.00	0.00	0.00	0.00	0.00
Mid-Year Bonus-Civilian	5010216001	8,675,000.00	(532,718.00)	8,142,282.00	8,675,000.00	(532,718.00)	0.00	8,142,282.00	0.00	8,142,282.00	0.00	0.00	0.00	8,142,282.00	0.00	8,142,282.00	0.00	8,142,282.00	8,142,282.00	0.00	0.00	0.00	0.00
Other Bonuses and Allowances		1,240,000.00	6,214,500.00	7,454,500.00	1,240,000.00	6,214,500.00	0.00	7,454,500.00	0.00	0.00	0.00	7,434,500.00	7,434,500.00	0.00	0.00	0.00	7,409,500.00	7,409,500.00	0.00	20,000.00	25,000.00	0.00	0.00
Collective Negotiation Agreement Incentive - Civilian	5010299011	0.00	6,232,500.00	6,232,500.00	0.00	6,232,500.00	0.00	6,232,500.00	0.00	0.00	0.00	6,212,500.00	6,212,500.00	0.00	0.00	0.00	6,187,500.00	6,187,500.00	0.00	20,000.00	25,000.00	0.00	0.00
Productivity Enhancement Incentive - Civilian	5010299012	1,240,000.00	(18,000.00)	1,222,000.00	1,240,000.00	(18,000.00)	0.00	1,222,000.00	0.00	0.00	0.00	1,222,000.00	1,222,000.00	0.00	0.00	0.00	1,222,000.00	1,222,000.00	0.00	0.00	0.00	0.00	0.00
Personnel Benefit Contributions	5010300000	1,817,000.00	192,694.72	2,009,694.72	1,817,000.00	192,694.72	0.00	2,009,694.72	333,769.84	677,464.94	498,790.40	499,669.54	2,009,694.72	329,669.84	681,364.94	498,790.40	499,669.54	2,009,694.72	2,009,694.72	0.00	0.00	0.00	401.66
Pag-IBIG Contributions		298,000.00	(2,000.00)	296,000.00	298,000.00	(2,000.00)	0.00	296,000.00	51,900.00	97,100.00	73,400.00	73,400.00	296,000.00	47,800.00	101,000.00	73,400.00	73,400.00	296,000.00	296,000.00	0.00	0.00	0.00	400.00
Pag-IBIG - Civilian	5010302001	298,000.00	(2,000.00)	296,000.00	298,000.00	(2,000.00)	0.00	296,000.00	51,900.00	97,100.00	73,400.00	73,400.00	296,000.00	47,800.00	101,000.00	73,400.00	73,400.00	296,000.00	296,000.00	0.00	0.00	0.00	400.00
PhilHealth Contributions		1,221,000.00	196,394.72	1,417,394.72	1,221,000.00	196,394.72	0.00	1,417,394.72	232,869.84	480,564.94	351,990.40	351,969.54	1,417,394.72	232,869.84	480,564.94	351,990.40	351,969.54	1,417,394.72	1,417,394.72	0.00	0.00	0.00	1.66
PhilHealth - Civilian	5010303001	1,221,000.00	196,394.72	1,417,394.72	1,221,000.00	196,394.72	0.00	1,417,394.72	232,869.84	480,564.94	351,990.40	351,969.54	1,417,394.72	232,869.84	480,564.94	351,990.40	351,969.54	1,417,394.72	1,417,394.72	0.00	0.00	0.00	1.66
Employees Compensation Insurance Premiums (ECIP)		298,000.00	(1,700.00)	296,300.00	298,000.00	(1,700.00)	0.00	296,300.00	49,000.00	99,800.00	73,400.00	74,100.00	296,300.00	49,000.00	99,800.00	73,400.00	74,100.00	296,300.00	296,300.00	0.00	0.00	0.00	0.00
ECIP - Civilian	5010304001	298,000.00	(1,700.00)	296,300.00	298,000.00	(1,700.00)	0.00	296,300.00	49,000.00	99,800.00	73,400.00	74,100.00	296,300.00	49,000.00	99,800.00	73,400.00	74,100.00	296,300.00	296,300.00	0.00	0.00	0.00	0.00
Other Personnel Benefits	5010400000	1,961,000.00	3,839,618.26	5,800,618.26	1,961,000.00	3,839,618.26	0.00	5,800,618.26	1,203,529.54	375													

STATEMENT OF APPROPRIATIONS, ALLOTMENTS, OBLIGATIONS, DISBURSEMENTS AND BALANCES

As of the Quarter Ending December 31, 2021

Department : Department of Agriculture (DA)
 Agency/Entity : Office of the Secretary
 Operating Unit : Regional Field Office - I
 Organization Code (UACS) : 05 001 0300001
 Fund Cluster : 01 - Regular Agency Fund

X	Current Year Appropriations
	Supplemental Appropriations
	Continuing Appropriations

Particulars	UACS CODE	Appropriation			Allotments						Current Year Obligations				Current Year Disbursements				Balances				
		Authorized Appropriation	Adjustments (Transfer To)/From, Modifications/Augmentations	Adjusted Appropriations	Allotments Received	Adjustments (Reductions, Modifications/Augmentations)	Transfer To	Transfer From	Adjusted Total Allotments	1st Quarter	2nd Quarter	3rd Quarter	4th Quarter	Total	1st Quarter	2nd Quarter	3rd Quarter	4th Quarter	Total	Unreleased Appropriations	Unobligated Allotment	Unpaid Obligations	
										Ending	Ending	Ending	Ending		Ending	Ending	Ending	Ending				Due and Demandable	Not Yet Due and Demandable
										Mar. 31	June 30	Sept. 30	Dec. 31		Mar. 31	June 30	Sept. 30	Dec. 31					
Repairs and Maintenance - Machinery and Equipment		3,413,000.00	4,317,860.00	3,413,000.00	3,413,000.00	7,786.00	0.00	0.00	108,650.00	102,135.00	1,778,212.25	1,144,345.75	3,134,343.00	0.00	35,055.84	95,535.68	1,398,354.61	1,528,946.13	0.00	710,443.00	24,900.00	1,580,496.87	
Machinery	5021305001	350,000.00	(5,430.00)	344,570.00	350,000.00	(5,430.00)	0.00	344,570.00	60,700.00	131,950.00	1,500,000.00	1,139,500.00	1,926,500.00	0.00	0.00	0.00	6,721.80	6,721.80	0.00	151,920.00	0.00	185,928.20	
Office Equipment	5021305002	615,000.00	788,185.00	1,403,185.00	615,000.00	788,185.00	0.00	1,403,185.00	23,500.00	75,135.00	219,950.00	749,068.00	1,067,653.00	0.00	35,055.84	14,910.68	435,544.56	485,511.08	0.00	335,532.00	24,900.00	557,241.92	
Information and Communication Technology Equipment	5021305003	280,000.00	(185,000.00)	95,000.00	280,000.00	(185,000.00)	0.00	95,000.00	0.00	0.00	0.00	91,500.00	91,500.00	0.00	0.00	0.00	46,500.00	46,500.00	0.00	3,500.00	0.00	45,000.00	
Agricultural and Forestry Equipment	5021305004	180,000.00	(74,200.00)	105,800.00	180,000.00	(74,200.00)	0.00	105,800.00	0.00	0.00	0.00	85,800.00	85,800.00	0.00	0.00	0.00	6,823.00	6,823.00	0.00	20,000.00	0.00	78,977.00	
Technical and Scientific Equipment	5021305014	1,838,000.00	(77,600.00)	1,760,400.00	1,838,000.00	(77,600.00)	0.00	1,760,400.00	85,150.00	28,000.00	1,451,222.25	86,027.75	1,650,400.00	80,625.00	0.00	0.00	857,715.25	938,340.25	0.00	110,000.00	0.00	712,059.75	
Other Machinery and Equipment	5021305099	150,000.00	(14,169.00)	135,831.00	150,000.00	(14,169.00)	0.00	135,831.00	0.00	0.00	46,340.00	0.00	46,340.00	0.00	0.00	0.00	45,050.00	45,050.00	0.00	89,491.00	0.00	1,290.00	
Repairs and Maintenance - Transportation Equipment		6,126,000.00	3,784,939.00	9,910,939.00	6,126,000.00	3,784,939.00	0.00	9,910,939.00	786,110.54	1,667,284.02	1,652,100.05	4,713,025.12	8,818,559.73	52,978.01	1,167,873.15	1,364,544.70	1,716,121.83	4,301,517.69	0.00	1,092,379.27	321,196.23	4,195,845.81	
Motor Vehicles	5021306001	5,951,000.00	3,839,939.00	9,790,939.00	5,951,000.00	3,839,939.00	0.00	9,790,939.00	786,110.54	1,667,284.02	1,610,510.05	4,634,655.12	8,698,559.73	52,978.01	1,167,873.15	1,364,544.70	1,695,018.57	4,280,414.43	0.00	1,092,379.27	321,196.23	4,096,949.07	
Other Transportation Equipment	5021306099	175,000.00	(55,000.00)	120,000.00	175,000.00	(55,000.00)	0.00	120,000.00	0.00	0.00	41,590.00	0.00	41,590.00	0.00	0.00	0.00	21,103.26	21,103.26	0.00	0.00	0.00	98,896.74	
Repairs and Maintenance - Furniture and Fixtures		0.00	938,000.00	938,000.00	0.00	938,000.00	0.00	938,000.00	0.00	0.00	0.00	0.00	250,345.25	250,345.25	0.00	0.00	56,687.29	56,687.29	0.00	687,654.75	0.00	193,657.96	
Repairs and Maintenance - Furniture and Fixtures	5021307000	0.00	938,000.00	938,000.00	0.00	938,000.00	0.00	938,000.00	0.00	0.00	0.00	0.00	250,345.25	250,345.25	0.00	0.00	56,687.29	56,687.29	0.00	687,654.75	0.00	193,657.96	
Repairs and Maintenance - Semi-Expendable Furniture, Fixtures and Books		10,000,000.00	(10,000,000.00)	0.00	10,000,000.00	(10,000,000.00)	0.00	0.00	0.00	0.00	0.00	0.00	0.00	0.00	0.00	0.00	0.00	0.00	0.00	0.00	0.00	0.00	0.00
Furniture and Fixtures	5021322001	10,000,000.00	(10,000,000.00)	0.00	10,000,000.00	(10,000,000.00)	0.00	0.00	0.00	0.00	0.00	0.00	0.00	0.00	0.00	0.00	0.00	0.00	0.00	0.00	0.00	0.00	0.00
Financial Assistance/Subsidy		0.00	365,568,000.00	365,568,000.00	0.00	0.00	0.00	365,568,000.00	0.00	0.00	0.00	0.00	365,568,000.00	365,568,000.00	0.00	0.00	0.00	365,568,000.00	365,568,000.00	0.00	0.00	0.00	0.00
Subsidies - Others	5021499000	0.00	365,568,000.00	365,568,000.00	0.00	0.00	0.00	365,568,000.00	0.00	0.00	0.00	0.00	365,568,000.00	365,568,000.00	0.00	0.00	0.00	365,568,000.00	365,568,000.00	0.00	0.00	0.00	0.00
Taxes, Insurance Premiums and Other Fees		5,595,000.00	6,652,614.00	12,247,614.00	5,595,000.00	6,652,614.00	0.00	12,247,614.00	208,108.21	3,216,145.58	2,405,946.21	3,748,210.13	9,578,410.13	207,073.21	216,195.58	5,041,734.32	3,985,187.46	9,450,190.57	0.00	2,669,203.87	0.00	128,219.56	
Taxes, Duties and Licenses	5021501001	260,000.00	0.00	260,000.00	260,000.00	0.00	0.00	260,000.00	0.00	0.00	0.00	9,583.98	260,000.00	0.00	0.00	0.00	52,559.02	150,425.80	47,831.20	0.00	0.00	0.00	
Fidelity Bond Premiums	5021502000	120,000.00	0.00	120,000.00	120,000.00	0.00	0.00	120,000.00	0.00	0.00	0.00	120,000.00	120,000.00	0.00	0.00	0.00	0.00	120,000.00	0.00	0.00	0.00	0.00	
Insurance Expenses	5021503000	5,215,000.00	6,652,614.00	11,867,614.00	5,215,000.00	6,652,614.00	0.00	11,867,614.00	78,524.23	3,163,586.56	2,208,089.21	3,748,210.13	9,198,410.13	77,489.23	163,636.56	4,994,303.12	3,834,761.66	9,070,190.57	0.00	2,669,203.87	0.00	128,219.56	
Labor and Wages		21,652,000.00	888,173.00	22,540,173.00	21,652,000.00	888,173.00	0.00	22,540,173.00	760,443.89	3,046,944.00	8,626,938.99	6,287,273.13	18,211,600.01	37,785.80	1,234,047.97	2,932,009.04	7,686,663.85	11,890,506.66	0.00	3,818,572.99	892,199.85	5,938,893.50	
Labor and Wages	5021601000	21,652,000.00	888,173.00	22,540,173.00	21,652,000.00	888,173.00	0.00	22,540,173.00	760,443.89	3,046,944.00	8,626,938.99	6,287,273.13	18,211,600.01	37,785.80	1,234,047.97	2,932,009.04	7,686,663.85	11,890,506.66	0.00	3,818,572.99	892,199.85	5,938,893.50	
Other Maintenance and Operating Expenses	5029900000	96,071,000.00	77,403,755.86	173,474,755.86	96,071,000.00	77,403,755.86	0.00	173,474,755.86	46,025,466.15	27,599,393.68	68,901,295.59	27,778,098.26	170,304,253.68	153,681.20	30,815,857.09	35,119,962.94	83,488,234.03	3,170,502.18	0.00	3,771,162.66	83,044,856.99	0.00	
Advertising, Promotional and Marketing Expense	5029901000	1,982,000.00	10,785.00	1,992,785.00	1,982,000.00	10,785.00	0.00	1,992,785.00	1,110,000.00	608,785.00	210,000.00	63,910.00	1,992,785.00	0.00	277,500.00	277,500.00	983,476.13	1,538,476.13	0.00	0.00	0.00	454,308.87	
Printing and Publication Expenses	5029902000	2,008,000.00	(17,481.00)	1,990,519.00	2,008,000.00	(17,481.00)	0.00	1,990,519.00	215,000.00	169,700.00	609,399.00	480,384.48	1,259,483.48	0.00	0.00	0.00	143,705.35	400,262.15	543,967.50	0.00	731,035.52	10,800.00	705,435.98
Representation Expenses	5029903000	1,988,000.00	(322,812.86)	1,665,187.14	1,988,000.00	(322,812.86)	0.00	1,665,187.14	218,141.15	344,550.00	501,911.00	498,861.83	1,563,463.98	115,225.00	330,550.00	309,567.25	307,835.46	1,063,177.71	0.00	101,723.16	53,039.29	447,246.98	
Rent/Lease Expenses		933,000.00	1,098,714.29	2,031,714.29	933,000.00	1,098,714.29	0.00	2,031,714.29	151,714.29	326,714.29	245,000.00	151,714.29	2,031,714.29	0.00	24,000.00	21,000.00	489,823.00	1,097,498.80	0.00	1,215.49	0.00	628,578.00	
Rents - Motor Vehicles	5029905003	245,000.00	81,714.29	326,714.29	245,000.00	81,714.29	0.00	326,714.29	0.00	0.00	0.00	280,500.00	325,500.00	0.00	0.00	0.00	23,280.00	23,280.00	0.00	1,214.29	0.00	302,220.00	
Rents - Equipment	5029905004	0.00	84,000.00	84,000.00	0.00	84,000.00	0.00	84,000.00	0.00	0.00	0.00	84,000.00	84,000.00	0.00	0.00	0.00	0.00	84,000.00	0.00	1.00	0.00	83,999.00	
Operating Lease	5029905006	688,000.00	0.00	688,000.00	688,000.00	0.00	0.00	688,000.00	221,760.00	340,915.80	83,999.00	125,324.00	687,999.80	0.00	40,320.00	88,704.00	316,616.80	445,640.80	0.00	242,359.00	0.00	242,359.00	
Membership Dues and Contributions to Organizations	5029906000	25,000.00	0.00	25,000.00	25,000.00	0.00	0.00	25,000.00	0.00	0.00	0.00	25,000.00	25,000.00	0.00	0.00	0.00	0.00	25,000.00	0.00	0.00	0.00	0.00	
Subscription Expenses		72,000.00	0.00	72,000.00	72,000.00	0.00	0.00	72,000.00	8,970.00	14,258.00	14,653.00	34,119.00	72,000.00	8,611.20	14,523.82	9,865.98	26,262.13	59,263.13	0.00	0.00	0.00	12,736.87	
Other Subscription Expenses	5029907099	72,000.00	0.00	72,000.00	72,000.00	0.00	0.00	72,000.00	8,970.00	14,258.00	14,653.00	34,119.00	72,000.00	8,611.20	14,523.82	9,865.98	26,262.13	59,263.13	0.00	0.00	0.00	12,736.87	
Donations	5029908000	21,000,000.00	84,134,942.43	105,134,942.43	21,000,000.00	84,134,942.43	0.00	105,134,942.43	18,610,500.00	1,248,097.50	63,441,540.00	21,268,054.99	104,567,692.49	0.00	18,610,000.00	2,235,616.52	15,621,323.82	36,466,940.34	0.00	567,249.94	3,258,500.00	64,842,252.15	
Bank Transaction Fee	5029922000	0.00	38,000.00	38,000.00	0.00	38,000.00	0.00	3															

STATEMENT OF APPROPRIATIONS, ALLOTMENTS, OBLIGATIONS, DISBURSEMENTS AND BALANCES
As of the Quarter Ending December 31, 2021

Department : Department of Agriculture (DA)
 Agency/Entity : Office of the Secretary
 Operating Unit : Regional Field Office - I
 Organization Code (UACS) : 05 001 0300001
 Fund Cluster : 01 - Regular Agency Fund - Unprogrammed Appropriations


X	Current Year Appropriations
	Supplemental Appropriations
	Continuing Appropriations

Particulars	UACS CODE	Appropriation			Allotments					Current Year Obligations				Current Year Disbursements				Balances							
		Authorized Appropriation	Adjustments (Transfer (To)/From, Modifications/ Augmentations)	Adjusted Appropriations	Allotments Received	Adjustments (Reductions, Modifications/ Augmentations)	Transfer To	Transfer From	Adjusted Total Allotments	1st Quarter	2nd Quarter	3rd Quarter	4th Quarter	Total	1st Quarter	2nd Quarter	3rd Quarter	4th Quarter	Total	Unreleased Appropriations	Unobligated Allotment	Unpaid Obligations			
										Ending	Ending	Ending	Ending		Ending	Ending	Ending	Ending				(15-20) = (23+24)			
										Mar. 31	June 30	Sept. 30	Dec. 31		Mar. 31	June 30	Sept. 30	Dec. 31				Due and Demandable	Not Yet Due and Demandable		
1	2	3	4	5=[3+4]	6	7	8	9	10=[(6+(-7))-8+9]	11	12	13	14	15=[(11+12+13+14)]	16	17	18	19	20=[(16+17+18+19)]	21=[5-10]	22=[10-15]	23	24		
III. Special Purpose Fund		0.00	993,076,110.00	993,076,110.00	0.00	0.00	0.00	993,076,110.00	993,076,110.00	0.00	0.00	0.00	993,076,110.00	993,076,110.00	0.00	0.00	0.00	993,076,110.00	993,076,110.00	0.00	0.00	0.00	0.00	0.00	0.00
Support for Infrastructure Projects and Social Programs	1105422	0.00	993,076,110.00	993,076,110.00	0.00	0.00	0.00	993,076,110.00	993,076,110.00	0.00	0.00	0.00	993,076,110.00	993,076,110.00	0.00	0.00	0.00	993,076,110.00	993,076,110.00	0.00	0.00	0.00	0.00	0.00	0.00
Maintenance and Other Operating Expenses	5020000000	0.00	993,076,110.00	993,076,110.00	0.00	0.00	0.00	993,076,110.00	993,076,110.00	0.00	0.00	0.00	993,076,110.00	993,076,110.00	0.00	0.00	0.00	993,076,110.00	993,076,110.00	0.00	0.00	0.00	0.00	0.00	0.00
Financial Assistance/Subsidy		0.00	993,076,110.00	993,076,110.00	0.00	0.00	0.00	993,076,110.00	993,076,110.00	0.00	0.00	0.00	993,076,110.00	993,076,110.00	0.00	0.00	0.00	993,076,110.00	993,076,110.00	0.00	0.00	0.00	0.00	0.00	0.00
Subsidies - Others	5021499000		993,076,110.00	993,076,110.00				993,076,110.00	993,076,110.00				993,076,110.00	993,076,110.00				993,076,110.00	993,076,110.00						
GRAND TOTAL		0.00	993,076,110.00	993,076,110.00	0.00	0.00	0.00	993,076,110.00	993,076,110.00	0.00	0.00	0.00	993,076,110.00	993,076,110.00	0.00	0.00	0.00	993,076,110.00	993,076,110.00	0.00	0.00	0.00	0.00	0.00	0.00

Certified Correct:


RUEL L. RIVERA
 OIC - Budget Section


Certified Correct:


ARNOLD T. EBREO
 Chief, Accounting Section

Recommending Approval:


JACINTA MARISSA D. OLALAN
 OIC - Administrative and Finance Division

Approved by:


NESTOR D. DOMENDEN, CESO IV
 Executive Director III/OIC - Regional Executive Director